

Industry Status: Specialty Retail

1 week 11/24/23 to 12/01/23								
9Weakest	8VWeak	7Weaker	6Weak	5Avg	4Strong	3Stronger	2VStrong	1Strongest
.	.	.	.	70 SPEC RETAIL
.	.	.	.	22 Apparel->	22 Apparel->	.	.	.
.	.	.	.	15 Auto Dealers->	15 Auto Dealers->	.	.	.
.	.	.	.	2 Jewelry
.	1 Music/Video
.	.	.	24 Spec Retail->	24 Spec Retail->
.	.	.	5 Sportg Gds->	5 Sportg Gds->
.	.	.	.	1 Toy/Hobby
.

December 01, 2023
UNCHANGED at AVERAGE strength rating
(5th strongest of 9 levels)
previous move was UP

4/7 sub-industries strengthened, 1 week FL +27%, PDD +22%, WISH +22%

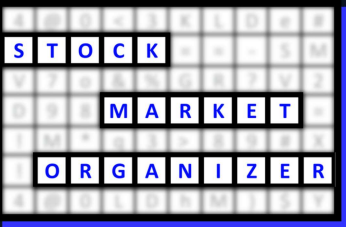


Table of Contents

1

1. INDUSTRY OVERVIEW

1A. Performance

1B. Background

2

2. SUB-INDUSTRIES AND STOCK DETAIL

2A. Sub-Industries Overview

2B. Sub-Industries 10-Week Strengthening Analysis

2C. Stocks 1 Week Strongest and Weakest

5

3. STRENGTH BY LOOKBACK PERIOD

(with Best/Worst stocks)

3A. Lookback 3 Months

3B. Lookback 4 weeks

3C. Lookback 1 Week

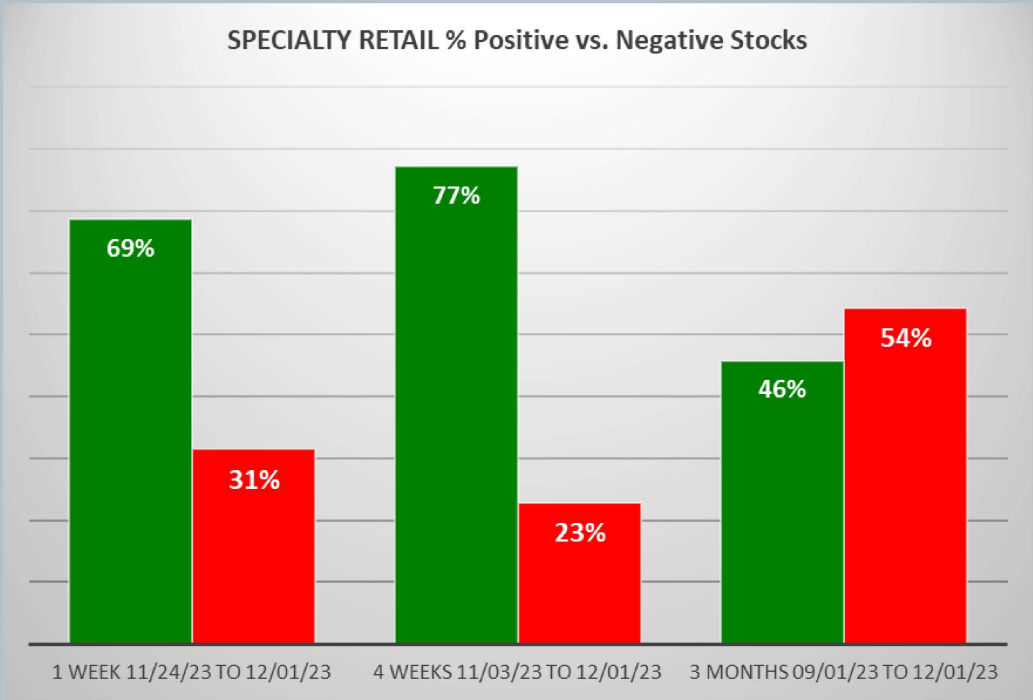
1. INDUSTRY OVERVIEW

1A. Performance

Past 10 Weeks Strengthening/Weakening week-by-week, per the following chart:

9Weakest	8VWeak	7Weaker	6Weak	5Avg	4Strong	3Stronger	2VStrong	1Strongest	Period
.	.	.	.	70 SPEC RETAIL	7 Days - 11/24/23 to 12/01/23
.	.	.	.	70 SPEC RETAIL	7 Days - 11/17/23 to 11/24/23
.	.	.	70 SPEC RETAIL->	70 SPEC RETAIL->	7 Days - 11/10/23 to 11/17/23
.	.	.	<-SPEC RETAIL 70	<-SPEC RETAIL 70	7 Days - 11/03/23 to 11/10/23
.	.	70 SPEC RETAIL->	70 SPEC RETAIL->	70 SPEC RETAIL->	7 Days - 10/27/23 to 11/03/23
.	.	<-SPEC RETAIL 70	<-SPEC RETAIL 70	7 Days - 10/20/23 to 10/27/23
.	.	.	70 SPEC RETAIL	7 Days - 10/13/23 to 10/20/23
.	.	.	70 SPEC RETAIL	7 Days - 10/06/23 to 10/13/23
.	.	.	70 SPEC RETAIL	7 Days - 09/29/23 to 10/06/23
.	.	.	70 SPEC RETAIL	7 Days - 09/22/23 to 09/29/23

Mixed/WEAKENING 1 Week vs. Mid- and Longer-Term // 1 week positive/negative stocks ratio is LOWER than 4 weeks but HIGHER than 3 Months, per the following chart:



1B. Background

Largest of 7 sub-industries (70 stocks, average 10):

- * Specialty Retail (24 stocks)
- * Apparel Stores (22 stocks)
- * Auto Dealerships (15 stocks)

Top 10 by Market Capitalization:

NFLX/Netflix Inc, PDD/Pinduoduo Inc, CPRT/Copart Inc, ROST/Ross Stores Inc, TSCO/Tractor Supply Co, DKS/Dick's Sporting Goods, FIVE/Five Below Inc., KMX/Carmax Inc, PAG/Penske Automotive, ETSY/Etsy Inc

2. SUB-INDUSTRIES AND STOCKS DETAIL

2A. Sub-Industries Overview

Strengthened: 4/7 sub-industries

Weakened: 0/7 sub-industries

STRONGEST at Strongest rating/1st strongest of 9 levels:

- * Music & Video Stores (1 stocks)

WEAKEST at Average rating/5th strongest of 9 levels:

- * Jewelry Stores (2 stocks)
- * Specialty Retail (24 stocks)
- * Sporting Goods Stores (5 stocks)
- * Toy & Hobby Stores (1 stocks)

2B. Sub-Industries 10-Week Strengthening Analysis

What: recent week-by-week strength changes for the industry and its sub-industries
Why: objective measurement of strengthening and weakening enabling comparison within and across industries and sub-industries

INDUSTRY CURRENT PERIOD SUMMARY								1 week 11/24/23 to 12/01/23										
Length - Begin/End	Industry/Sub-Industry	Period	#	Min	Avg	Max	Status	2Weakest	3VWeak	4Weaker	5Week	6Avg	4Strong	3Stronger	2VStrong	1Strongest		
7 Days - 11/24/23 to 12/01/23	SPECIALTY RETAIL	Period 1 of 10 (Current)	70	13%	5%	27%	Strengthened					70 SPEC RETAIL						
7 Days - 11/24/23 to 12/01/23	SPECIALTY RETAIL - Apparel Stores	Period 1 of 10 (Current)	22	10%	6%	17%	Strengthened					22 Apparel->	22 Apparel->					
7 Days - 11/24/23 to 12/01/23	SPECIALTY RETAIL - Auto Dealerships	Period 1 of 10 (Current)	15	4%	2%	12%	Strengthened					15 Auto Dealers->	15 Auto Dealers->					
7 Days - 11/24/23 to 12/01/23	SPECIALTY RETAIL - Jewelry Stores	Period 1 of 10 (Current)	2	-2%	3%	7%	Unchanged					2 Jewelry						
7 Days - 11/24/23 to 12/01/23	SPECIALTY RETAIL - Music & Video Stores	Period 1 of 10 (Current)	1	-3%	-3%	-3%	Unchanged									1 Music/Video		
7 Days - 11/24/23 to 12/01/23	SPECIALTY RETAIL - Specialty Retail	Period 1 of 10 (Current)	24	13%	5%	27%	Strengthened					24 Spec Retail->	24 Spec Retail->					
7 Days - 11/24/23 to 12/01/23	SPECIALTY RETAIL - Sporting Goods Stores	Period 1 of 10 (Current)	5	-3%	8%	12%	Strengthened					5 Sportg Gds->	5 Sportg Gds->					
7 Days - 11/24/23 to 12/01/23	SPECIALTY RETAIL - Toy & Hobby Stores	Period 1 of 10 (Current)	1	-4%	-4%	-4%	Unchanged					1 Toy/Hobby						
7 Days - 11/24/23 to 12/01/23		Period 1 of 10 (Current)																
PREVIOUS WEEKS (EDUCATIONAL PURPOSES ONLY/NOT A STOCK OR INVESTMENT RECOMMENDATION)																		
Length - Begin/End	Industry/Sub-Industry	Period	#	Min	Avg	Max	Status	2Weakest	3VWeak	4Weaker	5Week	6Avg	4Strong	3Stronger	2VStrong	1Strongest		
7 Days - 11/24/23 to 12/01/23	SPECIALTY RETAIL	Period 1 of 10 (Current)	70	13%	5%	27%	Strengthened					70 SPEC RETAIL						
7 Days - 11/17/23 to 11/24/23	SPECIALTY RETAIL	Period 2 of 10	70	15%	1%	11%	Unchanged					70 SPEC RETAIL						
7 Days - 11/10/23 to 11/17/23	SPECIALTY RETAIL	Period 3 of 10	70	22%	6%	32%	Strengthened					70 SPEC RETAIL->	70 SPEC RETAIL->					
7 Days - 11/03/23 to 11/10/23	SPECIALTY RETAIL	Period 4 of 10	70	17%	4%	17%	Weakened					<SPEC RETAIL 70	<SPEC RETAIL 70					
7 Days - 10/27/23 to 11/03/23	SPECIALTY RETAIL	Period 5 of 10	70	19%	8%	24%	Strengthened					70 SPEC RETAIL->	70 SPEC RETAIL->					
7 Days - 10/20/23 to 10/27/23	SPECIALTY RETAIL	Period 6 of 10	70	14%	-4%	13%	Weakened					<SPEC RETAIL 70	<SPEC RETAIL 70					
7 Days - 10/13/23 to 10/20/23	SPECIALTY RETAIL	Period 7 of 10	70	17%	1%	21%	Unchanged					70 SPEC RETAIL						
7 Days - 10/06/23 to 10/13/23	SPECIALTY RETAIL	Period 8 of 10	70	17%	-1%	21%	Unchanged					70 SPEC RETAIL						
7 Days - 09/29/23 to 10/06/23	SPECIALTY RETAIL	Period 9 of 10	70	11%	-3%	14%	Weakened					70 SPEC RETAIL						
7 Days - 09/22/23 to 09/29/23	SPECIALTY RETAIL	Period 10 of 10	70	10%	-3%	14%	Weakened					70 SPEC RETAIL						
7 Days - 11/24/23 to 12/01/23	SPECIALTY RETAIL - Apparel Stores	Period 1 of 10 (Current)	22	10%	6%	17%	Strengthened					22 Apparel->	22 Apparel->					
7 Days - 11/17/23 to 11/24/23	SPECIALTY RETAIL - Apparel Stores	Period 2 of 10	22	15%	1%	6%	Weakened					22 Apparel						
7 Days - 11/10/23 to 11/17/23	SPECIALTY RETAIL - Apparel Stores	Period 3 of 10	22	22%	6%	32%	Strengthened					22 Apparel						
7 Days - 11/03/23 to 11/10/23	SPECIALTY RETAIL - Apparel Stores	Period 4 of 10	22	17%	4%	2%	Weakened					<Apparel 22	<Apparel 22					
7 Days - 10/27/23 to 11/03/23	SPECIALTY RETAIL - Apparel Stores	Period 5 of 10	22	-2%	7%	15%	Strengthened					22 Apparel->	22 Apparel->	22 Apparel->				
7 Days - 10/20/23 to 10/27/23	SPECIALTY RETAIL - Apparel Stores	Period 6 of 10	22	12%	3%	8%	Weakened					<Apparel 22	<Apparel 22					
7 Days - 10/13/23 to 10/20/23	SPECIALTY RETAIL - Apparel Stores	Period 7 of 10	22	15%	21%	21%	Unchanged					22 Apparel						
7 Days - 10/06/23 to 10/13/23	SPECIALTY RETAIL - Apparel Stores	Period 8 of 10	22	-6%	0%	11%	Unchanged					22 Apparel						
7 Days - 09/29/23 to 10/06/23	SPECIALTY RETAIL - Apparel Stores	Period 9 of 10	22	11%	-4%	3%	Weakened					22 Apparel						
7 Days - 09/22/23 to 09/29/23	SPECIALTY RETAIL - Apparel Stores	Period 10 of 10	22	-4%	8%	70%	Strengthened					22 Apparel->	22 Apparel->					
7 Days - 11/24/23 to 12/01/23	SPECIALTY RETAIL - Auto Dealerships	Period 1 of 10 (Current)	15	-4%	2%	12%	Strengthened					15 Auto Dealers->	15 Auto Dealers->					
7 Days - 11/17/23 to 11/24/23	SPECIALTY RETAIL - Auto Dealerships	Period 2 of 10	15	-2%	1%	7%	Unchanged					15 Auto Dealers						
7 Days - 11/10/23 to 11/17/23	SPECIALTY RETAIL - Auto Dealerships	Period 3 of 10	15	1%	4%	10%	Strengthened					15 Auto Dealers->	15 Auto Dealers->					
7 Days - 11/03/23 to 11/10/23	SPECIALTY RETAIL - Auto Dealerships	Period 4 of 10	15	10%	-3%	6%	Weakened					<Auto Dealers 15	<Auto Dealers 15					
7 Days - 10/27/23 to 11/03/23	SPECIALTY RETAIL - Auto Dealerships	Period 5 of 10	15	7%	10%	19%	Strengthened					15 Auto Dealers->	15 Auto Dealers->	15 Auto Dealers->				
7 Days - 10/20/23 to 10/27/23	SPECIALTY RETAIL - Auto Dealerships	Period 6 of 10	15	14%	-5%	8%	Weakened					<Auto Dealers 15	<Auto Dealers 15					
7 Days - 10/13/23 to 10/20/23	SPECIALTY RETAIL - Auto Dealerships	Period 7 of 10	15	-8%	-2%	9%	Unchanged					15 Auto Dealers						
7 Days - 10/06/23 to 10/13/23	SPECIALTY RETAIL - Auto Dealerships	Period 8 of 10	15	10%	-2%	3%	Weakened					15 Auto Dealers						
7 Days - 09/29/23 to 10/06/23	SPECIALTY RETAIL - Auto Dealerships	Period 9 of 10	15	11%	-5%	8%	Weakened					<Auto Dealers 15	<Auto Dealers 15					
7 Days - 09/22/23 to 09/29/23	SPECIALTY RETAIL - Auto Dealerships	Period 10 of 10	15	-8%	0%	5%	Strengthened					15 Auto Dealers						
7 Days - 11/24/23 to 12/01/23	SPECIALTY RETAIL - Jewelry Stores	Period 1 of 10 (Current)	2	-2%	3%	7%	Unchanged					2 Jewelry						
7 Days - 11/17/23 to 11/24/23	SPECIALTY RETAIL - Jewelry Stores	Period 2 of 10	2	-2%	-1%	-1%	Strengthened					2 Jewelry						
7 Days - 11/10/23 to 11/17/23	SPECIALTY RETAIL - Jewelry Stores	Period 3 of 10	2	-4%	5%	14%	Strengthened					2 Jewelry->	2 Jewelry->	2 Jewelry->				
7 Days - 11/03/23 to 11/10/23	SPECIALTY RETAIL - Jewelry Stores	Period 4 of 10	2	-7%	0%	8%	Weakened					<Jewelry 2	<Jewelry 2	<Jewelry 2	<Jewelry 2			
7 Days - 10/27/23 to 11/03/23	SPECIALTY RETAIL - Jewelry Stores	Period 5 of 10	2	-4%	4%	12%	Strengthened					2 Jewelry->	2 Jewelry->	2 Jewelry->	2 Jewelry->			
7 Days - 10/20/23 to 10/27/23	SPECIALTY RETAIL - Jewelry Stores	Period 6 of 10	2	-6%	3%	1%	Weakened					<Jewelry 2	<Jewelry 2					
7 Days - 10/13/23 to 10/20/23	SPECIALTY RETAIL - Jewelry Stores	Period 7 of 10	2	-3%	0%	4%	Weakened					<Jewelry 2	<Jewelry 2					
7 Days - 10/06/23 to 10/13/23	SPECIALTY RETAIL - Jewelry Stores	Period 8 of 10	2	10%	-5%	1%	Unchanged					2 Jewelry						
7 Days - 09/29/23 to 10/06/23	SPECIALTY RETAIL - Jewelry Stores	Period 9 of 10	2	-5%	-3%	-2%	Strengthened					2 Jewelry->	2 Jewelry->					
7 Days - 09/22/23 to 09/29/23	SPECIALTY RETAIL - Jewelry Stores	Period 10 of 10	2	-2%	-1%	0%	Weakened					<Jewelry 2	<Jewelry 2	<Jewelry 2				
7 Days - 11/24/23 to 12/01/23	SPECIALTY RETAIL - Music & Video Stores	Period 1 of 10 (Current)	1	-3%	-3%	-3%	Unchanged									1 Music/Video		
7 Days - 11/17/23 to 11/24/23	SPECIALTY RETAIL - Music & Video Stores	Period 2 of 10	1	3%	3%	3%	Unchanged											
7 Days - 11/10/23 to 11/17/23	SPECIALTY RETAIL - Music & Video Stores	Period 3 of 10	1	4%	4%	4%	Unchanged									1 Music/Video		
7 Days - 11/03/23 to 11/10/23	SPECIALTY RETAIL - Music & Video Stores	Period 4 of 10	1	3%	3%	3%	Unchanged									1 Music/Video		
7 Days - 10/27/23 to 11/03/23	SPECIALTY RETAIL - Music & Video Stores	Period 5 of 10	1	9%	9%	9%	Strengthened					1 Music/Video->	1 Music/Video->	1 Music/Video->	1 Music/Video->	1 Music/Video->		
7 Days - 10/20/23 to 10/27/23	SPECIALTY RETAIL - Music & Video Stores	Period 6 of 10	1	-1%	-1%	-1%	Weakened					<Music/Video 1	<Music/Video 1	<Music/Video 1	<Music/Video 1			
7 Days - 10/13/23 to 10/20/23	SPECIALTY RETAIL - Music & Video Stores	Period 7 of 10	1	13%	13%	13%	Strengthened					1 Music/Video->	1 Music/Video->	1 Music/Video->	1 Music/Video->	1 Music/Video->		
7 Days - 10/06/23 to 10/13/23	SPECIALTY RETAIL - Music & Video Stores	Period 8 of 10	1	-7%	-7%	-7%	Weakened					<Music/Video 1	<Music/Video 1					
7 Days - 09/29/23 to 10/06/23	SPECIALTY RETAIL - Music & Video Stores	Period 9 of 10	1	1%	1%	1%	Unchanged					1 Music/Video						
7 Days - 09/22/23 to 09/29/23	SPECIALTY RETAIL - Music & Video Stores	Period 10 of 10	1	-1%	-1%	-1%	Unchanged					1 Music/Video						
7 Days - 11/24/23 to 12/01/23	SPECIALTY RETAIL - Specialty Retail	Period 1 of 10 (Current)	24	13%	5%	27%	Strengthened					24 Spec Retail->	24 Spec Retail->					
7 Days - 11/17/23 to 11/24/23	SPECIALTY RETAIL - Specialty Retail	Period 2 of 10	24	-5%	2%	8%	Strengthened					24 Spec Retail						
7 Days - 11/10/23 to 11/17/23	SPECIALTY RETAIL - Specialty Retail	Period 3 of 10	24	-2%	7%	24%	Strengthened					24 Spec Retail->	24 Spec Retail->					
7 Days - 11/03/23 to 11/10/23	SPECIALTY RETAIL - Specialty Retail	Period 4 of 10	24	13%	4%	17%	Weakened					<Spec Retail 24	<Spec Retail 24					
7 Days - 10/27/23 to 11/03/23	SPECIALTY RETAIL - Specialty Retail	Period 5 of 10	24	-2%	9%	24%	Strengthened					24 Spec Retail->	24 Spec Retail->					
7 Days - 10/20/23 to 10/27/23	SPECIALTY RETAIL - Specialty Retail	Period 6 of 10	24	13%	-3%	13%	Weakened					24 Spec Retail						
7 Days - 10/13/23 to 10/20/23	SPECIALTY RETAIL - Specialty Retail	Period 7 of 10	24	17%	0%	13%	Strengthened					24 Spec Retail						
7 Days - 10/06/23 to 10/13/23	SPECIALTY RETAIL - Specialty Retail	Period 8 of 10	24	17%	-3%	5%	Weakened					24 Spec Retail						
7 Days - 09/29/23 to 10/06/23	SPECIALTY RETAIL - Specialty Retail	Period 9 of 10	24	-8%	-1%	14%	Unchanged					24 Spec Retail						
7 Days - 09/22/23 to 09/29/23	SPECIALTY RETAIL - Specialty Retail	Period 10 of 10	24	-5%	3%	13%	Unchanged					24 Spec Retail						
7 Days - 11/24/23 to 12/01/23	SPECIALTY RETAIL - Sporting Goods Stores	Period 1 of 10 (Current)	5	-3%	8%	12%	Strengthened					5 Sportg Gds->	5 Sportg Gds->					
7 Days - 11/17/23 to 11/24/23	SPECIALTY RETAIL - Sporting Goods Stores	Period 2 of 10	5	0%	5%	11%	Unchanged					5 Sportg Gds						
7 Days - 11/10/23 to 11/17/23	SPECIALTY RETAIL - Sporting Goods Stores	Period 3 of 10	5	5%	8%	13%	Strengthened					5 Sportg Gds->	5 Sportg Gds->					
7 Days - 11/03/23 to 11/10/23	SPECIALTY RETAIL - Sporting Goods Stores	Period 4 of 10	5	12%	-7%	-2%	Weakened					5 Sportg Gds						
7 Days - 10/27/23 to 11/03/23	SPECIALTY RETAIL - Sporting Goods Stores	Period 5 of 10	5	19%	5%	14%	Strengthened					5 Sportg Gds->	5 Sportg Gds->					
7 Days - 10/20/23 to 10/27/23	SPECIALTY RETAIL - Sporting Goods Stores	Period 6 of 10	5	-6%	3%	1%	Weakened					<Sportg Gds 5	<Sportg Gds 5					
7 Days - 10/13/23 to 10/20/23	SPECIALTY RETAIL - Sporting Goods Stores	Period 7 of 10	5	1%	4%	6%	Strengthened											

2C. Stocks 1 Week Strongest and Weakest

What: stocks currently rated Strongest/Weakest (highest/lowest of 9 strength ratings)

Why: most interesting stocks for available capital because

- the Strongest have the least amount of overhead supply to dampen breakouts while
- the Weakest may be prone to volatility, subject to big pops from bottom-fishing and short-covering BUT ALSO to bigger and faster falls.

(Not guaranteed and not a recommendation – weak stocks in weakening sub-industries may be better shorts than high-flyers.)

STOCK DETAIL (EDUCATIONAL PURPOSES ONLY/NOT FINANCIAL ADVICE)								1 week 11/24/23 to 12/01/23									
Sub-Industry	Ticker	Company	ID1	ID2	% Chg	ID3	Status	9Weakest	8VWeak	7Weaker	6Weak	5Avg	4Strong	3Stronger	2VStrong	1Strongest	
SPECIALTY RETAIL - Apparel Stores	AEO	American Eagle Outfitters Inc	11-41-51	41%	17%	34%	1Strongest										
SPECIALTY RETAIL - Apparel Stores	URBN	Urban Outfitters Inc	11-41-51	87%	16%	20%	1Strongest					URBN-->	URBN-->	URBN-->	URBN-->	URBN-->	
SPECIALTY RETAIL - Apparel Stores	DBI	Designer Brands Inc	11-41-51	35%	16%	27%	1Strongest							DBI-->	DBI-->	DBI-->	
SPECIALTY RETAIL - Apparel Stores	GPS	Gap Inc	15-41-51	50%	11%	95%	1Strongest									GPS	
SPECIALTY RETAIL - Apparel Stores	GES	Guess? Incorporated	11-41-51	70%	7%	11%	1Strongest					GES-->	GES-->	GES-->	GES-->	GES-->	
SPECIALTY RETAIL - Apparel Stores	ANF	Abercrombie & Fitch Co	15-41-51	100%	6%	88%	1Strongest									ANF	
SPECIALTY RETAIL - Apparel Stores	ROST	Ross Stores Inc	15-41-51	99%	1%	18%	1Strongest									ROST	
SPECIALTY RETAIL - Apparel Stores	CHS	Chico's Fas Inc	15-41-51	100%	0%	29%	1Strongest									CHS	
SPECIALTY RETAIL - Apparel Stores	JILL	J Jill inc	15-41-51	85%	-2%	22%	1Strongest									JILL	
SPECIALTY RETAIL - Apparel Stores	PLCE	Children's Place Inc	95-41-51	9%	16%	-17%	9Weakest	PLCE									
SPECIALTY RETAIL - Apparel Stores	CATO	Cato Corporation (the)	95-41-51	8%	6%	-11%	9Weakest	CATO									
SPECIALTY RETAIL - Apparel Stores	LE	Lands End Inc	95-41-51	7%	0%	-16%	9Weakest	LE									
SPECIALTY RETAIL - Apparel Stores	DLTH	Duluth Holdings	95-41-51	9%	-1%	-14%	9Weakest	DLTH									
SPECIALTY RETAIL - Auto Dealerships	RUSHA	Rush Enterprises Inc Cl A	11-41-51	92%	5%	6%	1Strongest					RUSHA-->	RUSHA-->	RUSHA-->	RUSHA-->	RUSHA-->	
SPECIALTY RETAIL - Auto Dealerships	GPI	Group 1 Automotive Inc	15-41-51	100%	3%	19%	1Strongest									GPI	
SPECIALTY RETAIL - Auto Dealerships	RUSHB	Rush Enterprises Inc Cl B	11-41-51	93%	2%	6%	1Strongest							RUSHB-->	RUSHB-->	RUSHB-->	
SPECIALTY RETAIL - Auto Dealerships	CPRT	Copart inc	15-41-51	97%	-1%	18%	1Strongest									CPRT	
SPECIALTY RETAIL - Auto Dealerships	CRMT	America's Car-mart Inc	95-41-51	27%	-4%	-15%	9Weakest	CRMT									
SPECIALTY RETAIL - Jewelry Stores	SIG	Signet Jewelers Limited	15-55-51	77%	7%	18%	1Strongest									SIG	
SPECIALTY RETAIL - Jewelry Stores	BGI	Birks Group	95-55-51	35%	-2%	-37%	9Weakest	BGI									
SPECIALTY RETAIL - Music & Video Stores	NFLX	Netflix inc	15-51-51	57%	-3%	20%	1Strongest									NFLX	
SPECIALTY RETAIL - Specialty Retail	PDD	Pinduoduo Inc	15-51-51	69%	22%	69%	1Strongest									PDD	
SPECIALTY RETAIL - Specialty Retail	CAL	Caleres inc	15-51-51	100%	8%	25%	1Strongest									CAL	
SPECIALTY RETAIL - Specialty Retail	WINA	Winmark Corp	15-51-51	98%	-1%	22%	1Strongest									WINA	
SPECIALTY RETAIL - Specialty Retail	MED	Medifast Inc	95-51-51	6%	3%	-22%	9Weakest	MED									
SPECIALTY RETAIL - Specialty Retail	TITN	Titan Machinery Inc	99-51-51	43%	-8%	-19%	9Weakest	<--TITN	<--TITN	<--TITN							
SPECIALTY RETAIL - Specialty Retail	DADA	Dada Nexus Ltd	95-51-51	6%	-13%	-43%	9Weakest	DADA									
SPECIALTY RETAIL - Sporting Goods Stores	BGFV	Big 5 Sporting Goods Corp	95-51-51	13%	9%	-20%	9Weakest	BGFV									

STOCK

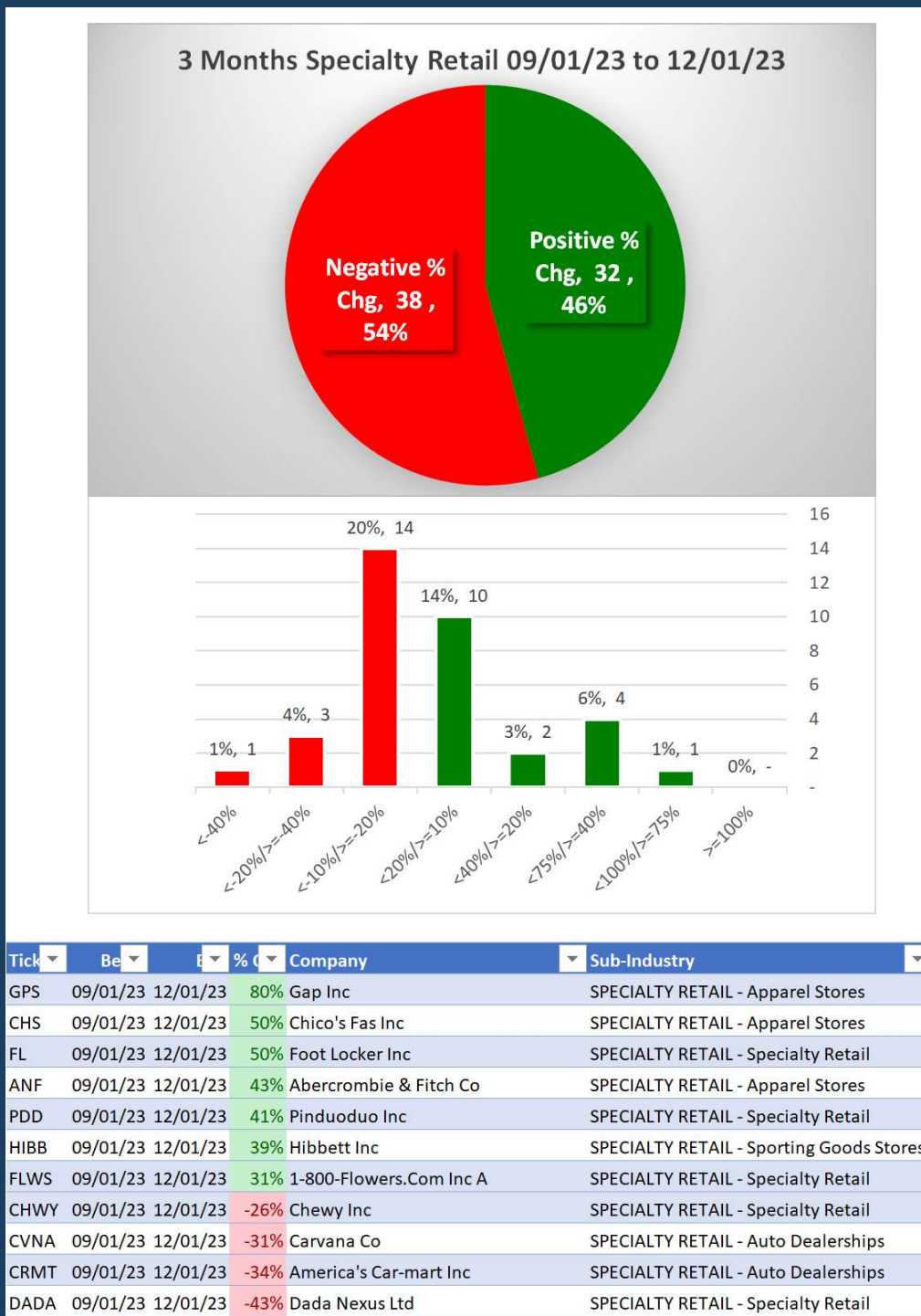
MARKET

ORGANIZER

Strongest to Weakest stocks ratio is 18:10 (26% and 14% of total) 11/24/23 to 12/01/23.

3. STRENGTH BY LOOKBACK PERIOD (with Best/Worst stocks)

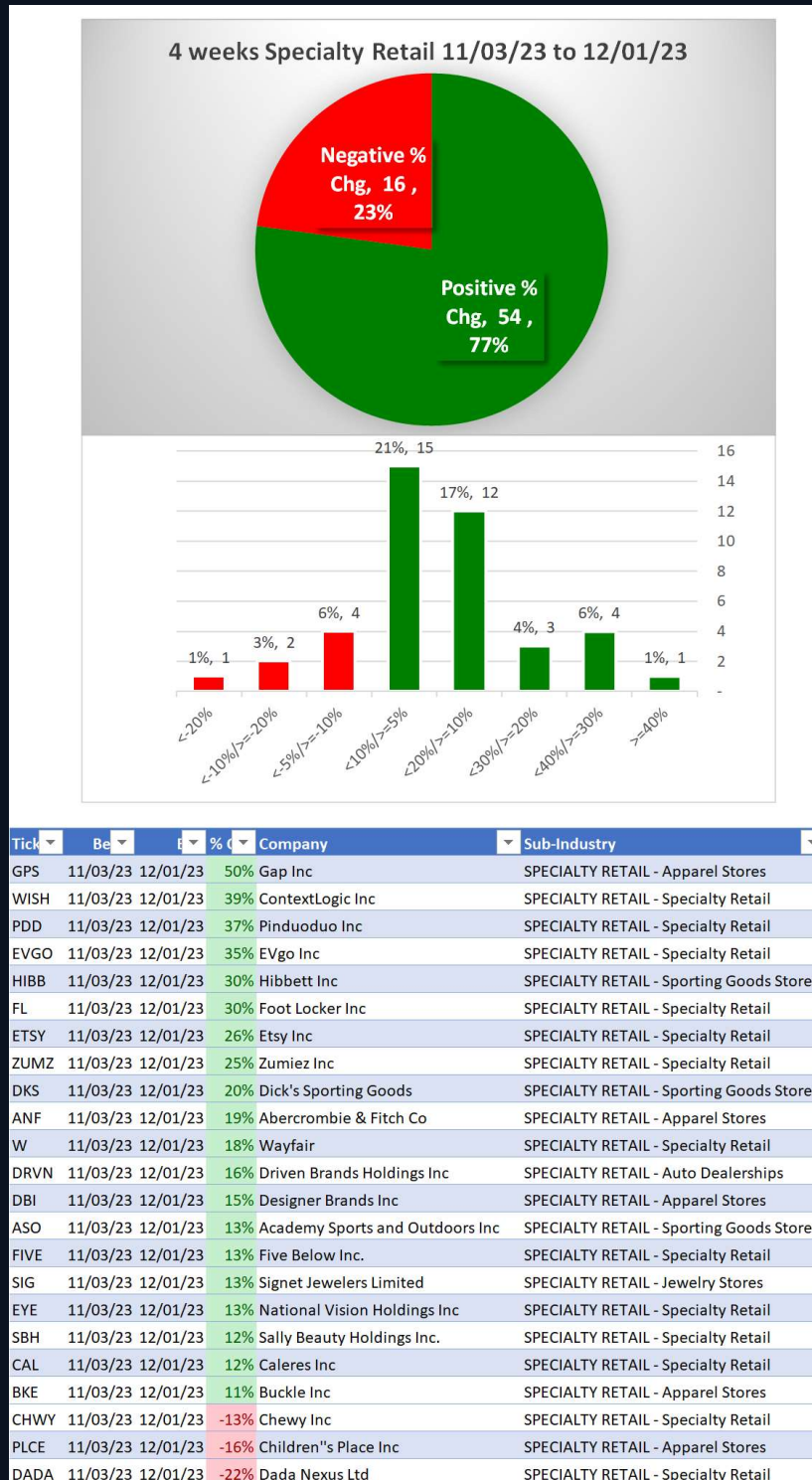
3A. Lookback 3 Months



7 stocks >+20% and 4 stocks <-20% (10% and 6% of total) 09/01/23 to 12/01/23.

3. STRENGTH BY LOOKBACK PERIOD (with Best/Worst stocks)

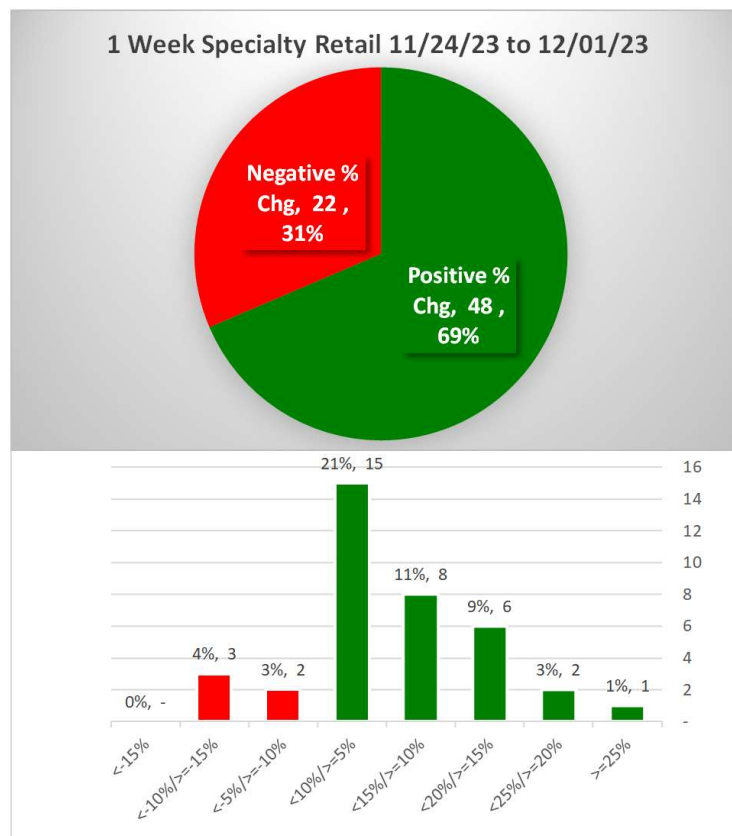
3B. Lookback 4 Weeks



20 stocks >+10% and 3 stocks <-10% (29% and 4% of total) 11/03/23 to 12/01/23.

3. STRENGTH BY LOOKBACK PERIOD (with Best/Worst stocks)

3C. Lookback 1 Week



Tick	Be	E	%	Company	Sub-Industry
FL	11/24/23	12/01/23	27%	Foot Locker Inc	SPECIALTY RETAIL - Specialty Retail
PDD	11/24/23	12/01/23	22%	Pinduoduo Inc	SPECIALTY RETAIL - Specialty Retail
WISH	11/24/23	12/01/23	22%	ContextLogic Inc	SPECIALTY RETAIL - Specialty Retail
W	11/24/23	12/01/23	19%	Wayfair	SPECIALTY RETAIL - Specialty Retail
AEO	11/24/23	12/01/23	17%	American Eagle Outfitters Inc	SPECIALTY RETAIL - Apparel Stores
URBN	11/24/23	12/01/23	16%	Urban Outfitters Inc	SPECIALTY RETAIL - Apparel Stores
PLCE	11/24/23	12/01/23	16%	Children's Place Inc	SPECIALTY RETAIL - Apparel Stores
DBI	11/24/23	12/01/23	16%	Designer Brands Inc	SPECIALTY RETAIL - Apparel Stores
ZUMZ	11/24/23	12/01/23	16%	Zumiez Inc	SPECIALTY RETAIL - Specialty Retail
ETSY	11/24/23	12/01/23	14%	Etsy Inc	SPECIALTY RETAIL - Specialty Retail
SFIX	11/24/23	12/01/23	13%	Stitch Fix Inc	SPECIALTY RETAIL - Apparel Stores
BBWI	11/24/23	12/01/23	13%	Bath & Body Works Inc	SPECIALTY RETAIL - Apparel Stores
DKS	11/24/23	12/01/23	12%	Dick's Sporting Goods	SPECIALTY RETAIL - Sporting Goods Stores
CVNA	11/24/23	12/01/23	12%	Carvana Co	SPECIALTY RETAIL - Auto Dealerships
GPS	11/24/23	12/01/23	11%	Gap Inc	SPECIALTY RETAIL - Apparel Stores
HIBB	11/24/23	12/01/23	11%	Hibbett Inc	SPECIALTY RETAIL - Sporting Goods Stores
ASO	11/24/23	12/01/23	11%	Academy Sports and Outdoors Inc	SPECIALTY RETAIL - Sporting Goods Stores
CTRN	11/24/23	12/01/23	-10%	Citi Trends Inc	SPECIALTY RETAIL - Apparel Stores
LESL	11/24/23	12/01/23	-13%	Leslie's Inc	SPECIALTY RETAIL - Specialty Retail
DADA	11/24/23	12/01/23	-13%	Dada Nexus Ltd	SPECIALTY RETAIL - Specialty Retail

17 stocks >+10% and 3 stocks <-10% (24% and 4% of total) 11/24/23 to 12/01/23.