

Industry Status: Metals & Mining

1 week 11/28/23 to 12/05/23								
9Weakest	8VWeak	7Weaker	6Weak	5Avg	4Strong	3Stronger	2VStrong	1Strongest
.	.	.	.	68 METALS
.	.	.	4 Aluminum
.	2 Copper
.	.	.	.	<-Gold 16	<-Gold 16	.	.	.
.	.	.	.	22 Indust Mt/Mn
.	<-Nonmet Mining 3 <-Nonmet Mining 3		
.	.	.	.	10 Silver
.	.	.	.	11 Steel/Iron
.
.

December 05, 2023

UNCHANGED at AVERAGE strength rating
(5th strongest of 9 levels)
previous move was UP

Gold sub-industry WEAKENED to Average, Strongest rated = EGO, KGC, AGI

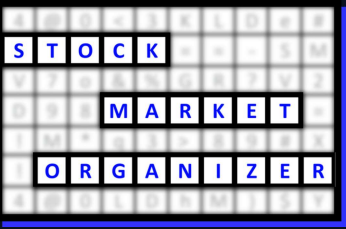


Table of Contents

1	1. INDUSTRY OVERVIEW	
		1A. Performance
		1B. Background
2	2. SUB-INDUSTRIES AND STOCK DETAIL	
		2A. Sub-Industries Overview
		2B. Sub-Industries 10-Week Strengthening Analysis
		2C. Stocks 1 Week Strongest and Weakest
5	3. STRENGTH BY LOOKBACK PERIOD (with Best/Worst stocks)	
		3A. Lookback 3 Months
		3B. Lookback 4 weeks
		3C. Lookback 1 Week

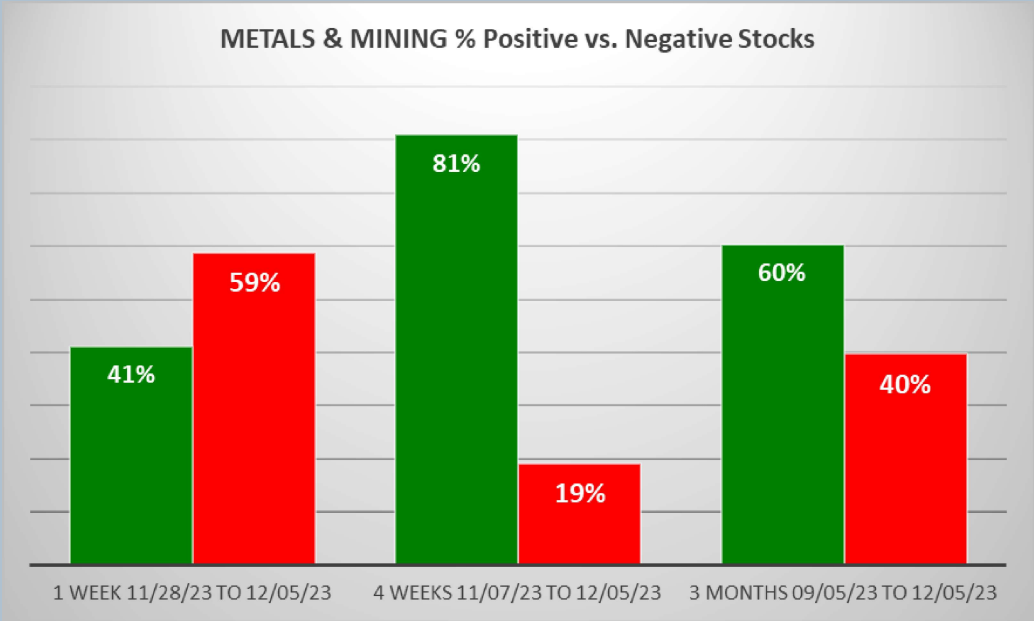
1. INDUSTRY OVERVIEW

1A. Performance

Past 10 Weeks Strengthening/Weakening week-by-week, per the following chart:

9Weakest	8VWeak	7Weaker	6Weak	5Avg	4Strong	3Stronger	2VStrong	1Strongest	Period
.	.	.	.	68 METALS	7 Days - 11/28/23 to 12/05/23
.	.	.	.	68 METALS	7 Days - 11/21/23 to 11/28/23
.	.	.	.	68 METALS	7 Days - 11/14/23 to 11/21/23
.	.	.	68 METALS->	68 METALS->	7 Days - 11/07/23 to 11/14/23
.	.	.	68 METALS	7 Days - 10/31/23 to 11/07/23
.	.	.	68 METALS	7 Days - 10/24/23 to 10/31/23
.	.	.	<-METALS 68	<-METALS 68	7 Days - 10/17/23 to 10/24/23
.	.	.	68 METALS->	68 METALS->	7 Days - 10/10/23 to 10/17/23
.	.	.	68 METALS	7 Days - 10/03/23 to 10/10/23
.	.	.	68 METALS	7 Days - 09/26/23 to 10/03/23

WEAKENING 1 Week vs. Mid- and Longer-Term // 1 week positive/negative stocks ratio is LOWER than both 4 weeks and 3 Months, per the following chart:



1B. Background

Largest of 7 sub-industries (68 stocks, average 10):

- * Industrial Metals & Minerals (22 stocks)
- * Gold (16 stocks)
- * Steel & Iron (11 stocks)
- * Silver (10 stocks)

Top 10 by Market Capitalization:

SCCO/Southern Copper Corp, FCX/Freeport-McMoran Inc, NUE/Nucor Corp, NEM/Newmont Corporation, GOLD/Barrick Gold Corp, AEM/Agnico Eagle Mines Ltd, WPM/Wheaton Precious Metals Corp, FNV/Franco Nevada Corp, STLD/Steel Dynamics Inc, TECK/Teck Resources Limited

2. SUB-INDUSTRIES AND STOCKS DETAIL

2A. Sub-Industries Overview

Strengthened: 0/7 sub-industries

Weakened: 2/7 sub-industries

STRONGEST at Stronger rating/3rd strongest of 9 levels:

- * Nonmetallic Mineral Mining (3 stocks)

WEAKEST at Very Weak rating/8th strongest of 9 levels:

- * Copper (2 stocks)

2B. Sub-Industries 10-Week Strengthening Analysis

What: recent week-by-week strength changes for the industry and its sub-industries
Why: objective measurement of strengthening and weakening enabling comparison within and across industries and sub-industries

INDUSTRY CURRENT PERIOD SUMMARY										1 week 11/28/23 to 12/05/23									
Length	Begin/End	Industry/Sub-Industry	Period	#	Min	Avg	Max	Status	9Weekest	8VWeek	7Weeker	6Week	5Wk	4Strong	3Stronger	2VStrong	1Strongest		
7 Days	-11/28/23 to 12/05/23	METALS & MINING	Period 1 of 10 (Current)	68	-1%	0%	15%	Unchanged	9Weekest	8VWeek	7Weeker	6Week	5Wk	4Strong	3Stronger	2VStrong	1Strongest		
7 Days	-11/28/23 to 12/05/23	METALS & MINING - Aluminum	Period 1 of 10 (Current)	4	-3%	0%	1%	Unchanged				4 Aluminum	68 METALS						
7 Days	-11/28/23 to 12/05/23	METALS & MINING - Copper	Period 1 of 10 (Current)	2	-2%	-1%	0%	Unchanged			2 Copper								
7 Days	-11/28/23 to 12/05/23	METALS & MINING - Gold	Period 1 of 10 (Current)	16	-2%	-3%	0%	Weakened					<Gold 16	<Gold 16					
7 Days	-11/28/23 to 12/05/23	METALS & MINING - Industrial Metals & Minerals	Period 1 of 10 (Current)	22	-2%	0%	14%	Unchanged					22 Indust Mt/Mn						
7 Days	-11/28/23 to 12/05/23	METALS & MINING - Nonmetallic Mineral Mining	Period 1 of 10 (Current)	3	-1%	0%	7%	Unchanged							<Nonmet Mining 3<Nonmet Mining 3				
7 Days	-11/28/23 to 12/05/23	METALS & MINING - Silver	Period 1 of 10 (Current)	10	-1%	-2%	7%	Weakened					10 Silver						
7 Days	-11/28/23 to 12/05/23	METALS & MINING - Steel & Iron	Period 1 of 10 (Current)	11	-1%	4%	15%	Strengthened					11 Steel/Iron						
7 Days	-11/28/23 to 12/05/23		Period 1 of 10 (Current)																
7 Days	-11/28/23 to 12/05/23		Period 1 of 10 (Current)																
Length	Begin/End	Industry/Sub-Industry	Period	#	Min	Avg	Max	Status	9Weekest	8VWeek	7Weeker	6Week	5Wk	4Strong	3Stronger	2VStrong	1Strongest		
7 Days	-11/28/23 to 12/05/23	METALS & MINING	Period 1 of 10 (Current)	68	-1%	0%	15%	Unchanged					68 METALS						
7 Days	-11/21/23 to 11/28/23	METALS & MINING	Period 2 of 10	68	-3%	3%	17%	Strengthened					68 METALS						
7 Days	-11/14/23 to 11/21/23	METALS & MINING	Period 3 of 10	68	-1%	18%	Strengthened						68 METALS						
7 Days	-11/07/23 to 11/14/23	METALS & MINING	Period 4 of 10	68	-1%	4%	59%	Strengthened					68 METALS->	68 METALS->					
7 Days	-10/31/23 to 11/07/23	METALS & MINING	Period 5 of 10	68	-10%	0%	11%	Unchanged					68 METALS						
7 Days	-10/24/23 to 10/31/23	METALS & MINING	Period 6 of 10	68	-1%	9%	9%	Unchanged					68 METALS						
7 Days	-10/17/23 to 10/24/23	METALS & MINING	Period 7 of 10	68	-1%	4%	7%	Weakened					<METALS 68	<METALS 68					
7 Days	-10/10/23 to 10/17/23	METALS & MINING	Period 8 of 10	68	-10%	2%	26%	Strengthened					68 METALS->	68 METALS->					
7 Days	-10/03/23 to 10/10/23	METALS & MINING	Period 9 of 10	68	-3%	3%	11%	Strengthened					68 METALS						
7 Days	-09/26/23 to 10/03/23	METALS & MINING	Period 10 of 10	68	-1%	-2%	7%	Unchanged					68 METALS						
7 Days	-11/28/23 to 12/05/23	METALS & MINING - Aluminum	Period 1 of 10 (Current)	4	-3%	0%	1%	Unchanged				4 Aluminum							
7 Days	-11/21/23 to 11/28/23	METALS & MINING - Aluminum	Period 2 of 10	4	-2%	0%	1%	Unchanged				4 Aluminum							
7 Days	-11/14/23 to 11/21/23	METALS & MINING - Aluminum	Period 3 of 10	4	-1%	0%	7%	Unchanged				4 Aluminum							
7 Days	-11/07/23 to 11/14/23	METALS & MINING - Aluminum	Period 4 of 10	4	-2%	8%	16%	Strengthened				4 Aluminum->	4 Aluminum->						
7 Days	-10/31/23 to 11/07/23	METALS & MINING - Aluminum	Period 5 of 10	4	-1%	1%	6%	Strengthened			4 Aluminum->	4 Aluminum->	4 Aluminum->						
7 Days	-10/24/23 to 10/31/23	METALS & MINING - Aluminum	Period 6 of 10	4	-1%	1%	9%	Weakened			<Aluminum 4	<Aluminum 4							
7 Days	-10/17/23 to 10/24/23	METALS & MINING - Aluminum	Period 7 of 10	4	-1%	-10%	-4%	Unchanged				4 Aluminum							
7 Days	-10/10/23 to 10/17/23	METALS & MINING - Aluminum	Period 8 of 10	4	-1%	0%	0%	Unchanged				4 Aluminum							
7 Days	-10/03/23 to 10/10/23	METALS & MINING - Aluminum	Period 9 of 10	4	-1%	1%	2%	Unchanged				4 Aluminum							
7 Days	-09/26/23 to 10/03/23	METALS & MINING - Aluminum	Period 10 of 10	4	-1%	3%	7%	Unchanged				4 Aluminum							
7 Days	-11/28/23 to 12/05/23	METALS & MINING - Copper	Period 1 of 10 (Current)	2	-2%	-1%	0%	Unchanged			2 Copper								
7 Days	-11/21/23 to 11/28/23	METALS & MINING - Copper	Period 2 of 10	2	-2%	-2%	1%	Weakened			<Copper 2	<Copper 2	<Copper 2	<Copper 2					
7 Days	-11/14/23 to 11/21/23	METALS & MINING - Copper	Period 3 of 10	2	-3%	4%	5%	Strengthened			2 Copper->	2 Copper->	2 Copper->	2 Copper->					
7 Days	-11/07/23 to 11/14/23	METALS & MINING - Copper	Period 4 of 10	2	-3%	4%	4%	Strengthened			2 Copper->	2 Copper->							
7 Days	-10/31/23 to 11/07/23	METALS & MINING - Copper	Period 5 of 10	2	-3%	1%	1%	Unchanged			2 Copper								
7 Days	-10/24/23 to 10/31/23	METALS & MINING - Copper	Period 6 of 10	2	-2%	-1%	0%	Unchanged			<Copper 2	<Copper 2	<Copper 2						
7 Days	-10/17/23 to 10/24/23	METALS & MINING - Copper	Period 7 of 10	2	-3%	-1%	-3%	Weakened				2 Copper							
7 Days	-10/10/23 to 10/17/23	METALS & MINING - Copper	Period 8 of 10	2	-2%	-2%	-2%	Weakened				<Copper 2	<Copper 2						
7 Days	-10/03/23 to 10/10/23	METALS & MINING - Copper	Period 9 of 10	2	-2%	2%	3%	Strengthened				2 Copper	2 Copper						
7 Days	-09/26/23 to 10/03/23	METALS & MINING - Copper	Period 10 of 10	2	-2%	1%	1%	Unchanged				2 Copper							
7 Days	-11/28/23 to 12/05/23	METALS & MINING - Gold	Period 1 of 10 (Current)	16	-1%	0%	0%	Weakened							<Gold 16	<Gold 16			
7 Days	-11/21/23 to 11/28/23	METALS & MINING - Gold	Period 2 of 10	16	-1%	0%	17%	Strengthened						16 Gold->	16 Gold->	16 Gold->			
7 Days	-11/14/23 to 11/21/23	METALS & MINING - Gold	Period 3 of 10	16	-2%	2%	11%	Strengthened						16 Gold					
7 Days	-11/07/23 to 11/14/23	METALS & MINING - Gold	Period 4 of 10	16	-2%	1%	9%	Strengthened						16 Gold					
7 Days	-10/31/23 to 11/07/23	METALS & MINING - Gold	Period 5 of 10	16	-2%	2%	9%	Strengthened						16 Gold					
7 Days	-10/24/23 to 10/31/23	METALS & MINING - Gold	Period 6 of 10	16	-2%	-3%	0%	Weakened						16 Gold					
7 Days	-10/17/23 to 10/24/23	METALS & MINING - Gold	Period 7 of 10	16	-2%	0%	4%	Weakened						16 Gold					
7 Days	-10/10/23 to 10/17/23	METALS & MINING - Gold	Period 8 of 10	16	-3%	0%	10%	Strengthened						16 Gold->	16 Gold->				
7 Days	-10/03/23 to 10/10/23	METALS & MINING - Gold	Period 9 of 10	16	-3%	5%	9%	Strengthened				16 Gold->	16 Gold->						
7 Days	-09/26/23 to 10/03/23	METALS & MINING - Gold	Period 10 of 10	16	-1%	0%	1%	Unchanged				<Gold 16	<Gold 16						
7 Days	-11/28/23 to 12/05/23	METALS & MINING - Industrial Metals & Minerals	Period 1 of 10 (Current)	22	-2%	0%	14%	Unchanged						22 Indust Mt/Mn					
7 Days	-11/21/23 to 11/28/23	METALS & MINING - Industrial Metals & Minerals	Period 2 of 10	22	-2%	0%	1%	Unchanged						22 Indust Mt/Mn					
7 Days	-11/14/23 to 11/21/23	METALS & MINING - Industrial Metals & Minerals	Period 3 of 10	22	-2%	0%	9%	Unchanged						22 Indust Mt/Mn					
7 Days	-11/07/23 to 11/14/23	METALS & MINING - Industrial Metals & Minerals	Period 4 of 10	22	-3%	5%	18%	Strengthened						22 Indust Mt/Mn					
7 Days	-10/31/23 to 11/07/23	METALS & MINING - Industrial Metals & Minerals	Period 5 of 10	22	-3%	-2%	11%	Weakened						22 Indust Mt/Mn					
7 Days	-10/24/23 to 10/31/23	METALS & MINING - Industrial Metals & Minerals	Period 6 of 10	22	-4%	-1%	9%	Weakened						22 Indust Mt/Mn					
7 Days	-10/17/23 to 10/24/23	METALS & MINING - Industrial Metals & Minerals	Period 7 of 10	22	-2%	-6%	7%	Weakened						<Indust Mt/Mn 22	<Indust Mt/Mn 22				
7 Days	-10/10/23 to 10/17/23	METALS & MINING - Industrial Metals & Minerals	Period 8 of 10	22	-3%	0%	2%	Unchanged						22 Indust Mt/Mn					
7 Days	-10/03/23 to 10/10/23	METALS & MINING - Industrial Metals & Minerals	Period 9 of 10	22	-3%	1%	7%	Strengthened						22 Indust Mt/Mn->	22 Indust Mt/Mn->				
7 Days	-09/26/23 to 10/03/23	METALS & MINING - Industrial Metals & Minerals	Period 10 of 10	22	-1%	-3%	6%	Unchanged						22 Indust Mt/Mn					
7 Days	-11/28/23 to 12/05/23	METALS & MINING - Nonmetallic Mineral Mining	Period 1 of 10 (Current)	3	-2%	3%	7%	Weakened							<Nonmet Mining 3<Nonmet Mining 3				
7 Days	-11/21/23 to 11/28/23	METALS & MINING - Nonmetallic Mineral Mining	Period 2 of 10	3	-3%	0%	2%	Unchanged							3 Nonmet Mining				
7 Days	-11/14/23 to 11/21/23	METALS & MINING - Nonmetallic Mineral Mining	Period 3 of 10	3	-3%	-1%	2%	Unchanged							3 Nonmet Mining				
7 Days	-11/07/23 to 11/14/23	METALS & MINING - Nonmetallic Mineral Mining	Period 4 of 10	3	-3%	5%	50%	Strengthened							3 Nonmet Mining->	3 Nonmet Mining->			
7 Days	-10/31/23 to 11/07/23	METALS & MINING - Nonmetallic Mineral Mining	Period 5 of 10	3	-10%	-6%	1%	Weakened							<Nonmet Mining 3<Nonmet Mining 3				
7 Days	-10/24/23 to 10/31/23	METALS & MINING - Nonmetallic Mineral Mining	Period 6 of 10	3	-1%	-1%	-1%	Weakened							<Nonmet Mining 3<Nonmet Mining 3				
7 Days	-10/17/23 to 10/24/23	METALS & MINING - Nonmetallic Mineral Mining	Period 7 of 10	3	-3%	-6%	-6%	Unchanged								3 Nonmet Mining			
7 Days	-10/10/23 to 10/17/23	METALS & MINING - Nonmetallic Mineral Mining	Period 8 of 10	3	-3%	10%	22%	Unchanged							3 Nonmet Mining				
7 Days	-10/03/23 to 10/10/23	METALS & MINING - Nonmetallic Mineral Mining	Period 9 of 10	3	-4%	8%	11%	Unchanged							3 Nonmet Mining				
7 Days	-09/26/23 to 10/03/23	METALS & MINING - Nonmetallic Mineral Mining	Period 10 of 10	3	-4%	6%	6%	Strengthened							3 Nonmet Mining->	3 Nonmet Mining->	3 Nonmet Mining		
7 Days	-11/28/23 to 12/05/23	METALS & MINING - Silver	Period 1 of 10 (Current)	10	-1%	-2%	7%	Weakened					10 Silver						
7 Days	-11/21/23 to 11/28/23	METALS & MINING - Silver	Period 2 of 10	10	-2%	7%	11%	Strengthened											
7 Days	-11/14/23 to 11/21/23	METALS & MINING - Silver	Period 3 of 10	10	-2%	7%	18%	Strengthened				10 Silver->	10 Silver->	10 Silver->					
7 Days	-11/07/23 to 11/14/23	METALS & MINING - Silver	Period 4 of 10	10	-2%	7%	17%	Strengthened											
7 Days	-10/31/23 to 11/07/23	METALS & MINING - Silver	Period 5 of 10	10	-1%	-2%	5%	Unchanged					10 Silver						
7 Days	-10/24/23 to 10/31/23	METALS & MINING - Silver	Period 6 of 10	10	-1%	-5%	0%	Weakened											
7 Days	-10/17/23 to 10/24/23	METALS & MINING - Silver	Period 7 of 10	10	-1%	-1%	-1%	4%	Strengthened					10 Silver					
7 Days	-10/10/23 to 10/17/23	METALS & MINING - Silver	Period 8 of 10	10	-4%	9%	20%	Strengthened			10 Silver->	10 Silver->	10 Silver->						
7 Days	-10/03/23 to 10/10/23	METALS & MINING - Silver	Period 9 of 10	10	-1%	3%	6%	Unchanged			10 Silver								
7 Days	-09/26/23 to 10/03/23	METALS & MINING - Silver	Period 10 of 10	10	-2%	-2%	6%	Unchanged			10 Silver								
7 Days	-11/28/23 to 12/05/23	METALS & MINING - Steel & Iron	Period 1 of 10 (Current)	11	-1%	4%	15%	Strengthened						11 Steel/Iron					
7 Days	-11/21/23 to 11/28/23	METALS & MINING - Steel & Iron	Period 2 of 10	11	-1%	4%	3%	Unchanged						11 Steel/Iron					
7 Days	-11/14/23 to 11/21/23	METALS & MINING - Steel & Iron	Period 3 of 10	11	-1%	4%	4%	Unchanged						11 Steel/Iron					
7 Days	-11/07/23 to 11/14/23	METALS & MINING - Steel & Iron	Period 4 of 10	11	-1%	3%	8%	Strengthened						11 Steel/Iron->	11 Steel/Iron->				
7 Days	-10/31/23 to 11/07/23	METALS & MINING - Steel & Iron	Period 5 of 10	11	-1%	1%	7%	Unchanged						11 Steel/Iron					
7 Days	-10/24/23 to 10/31/23	METALS & MINING - Steel & Iron	Period 6 of 10	11	-4%	2%	7%	Strengthened						11 Steel/Iron->	11 Steel/Iron->				
7 Days	-10/17/23 to 10/24/23	METALS & MINING - Steel & Iron	Period 7 of 10	11	-1%	-5%	1%	Weakened					<Steel/Iron 11	<Steel/Iron 11					
7 Days	-10/10/23 to 10/17/23	METALS &																	

Green Highlight: Strengthened

Red Highlight: Weakened

No Highlight: Unchanged

3

December 05, 2023

For educational purposes only. Not a stock or investment recommendation.

2C. Stocks 1 Week Strongest and Weakest

What: stocks currently rated Strongest/Weakest (highest/lowest of 9 strength ratings)

Why: most interesting stocks for available capital because

- the Strongest have the least amount of overhead supply to dampen breakouts while
- the Weakest may be prone to volatility, subject to big pops from bottom-fishing and short-covering BUT ALSO to bigger and faster falls.

(Not guaranteed and not a recommendation – weak stocks in weakening sub-industries may be better shorts than high-flyers.)

STOCK DETAIL (EDUCATIONAL PURPOSES ONLY/NOT FINANCIAL ADVICE)

Sub-Industry	Ticker	Company	ID1	ID2	% Chg	ID3	Status	9Weakest	8VWeak	7Weaker	6Weak	5Avg	4Strong	3Stronger	2VStrong	1Strongest
METALS & MINING - Aluminum	CSTM	Constellation NV	15-65-55	79%	1%	7%	1Strongest									CSTM
METALS & MINING - Aluminum	KALU	Kaiser Aluminum Corp	95-65-55	9%	1%	-16%	9Weakest									
METALS & MINING - Aluminum	AA	Alcoa Corporation	95-65-55	22%	-3%	-25%	9Weakest									
METALS & MINING - Copper	SCCO	Southern Copper Corp	95-85-55	75%	0%	-4%	9Weakest									
METALS & MINING - Gold	EGO	Eldorado Gold Corporation	15-59-55	86%	-1%	26%	1Strongest									EGO
METALS & MINING - Gold	KGC	Kinross Gold Corp	15-59-55	39%	-2%	19%	1Strongest									KGC
METALS & MINING - Gold	AGI	Alamos Gold Inc	15-59-55	94%	-2%	16%	1Strongest									AGI
METALS & MINING - Gold	FNV	Franco Nevada Corp	95-59-55	39%	-9%	-23%	9Weakest									
METALS & MINING - Industrial Metals & Minerals	GSM	Ferroglobe PLC	11-55-55	60%	14%	21%	1Strongest							GSM-->	GSM-->	GSM-->
METALS & MINING - Industrial Metals & Minerals	AMR	Alpha Metallurgical Resources Inc	15-55-55	100%	8%	58%	1Strongest									AMR
METALS & MINING - Industrial Metals & Minerals	NRP	Natural Resource Partners	11-55-55	99%	7%	33%	1Strongest							NRP-->	NRP-->	NRP-->
METALS & MINING - Industrial Metals & Minerals	HCC	Warrior Met Coal	15-55-55	98%	4%	38%	1Strongest									HCC
METALS & MINING - Industrial Metals & Minerals	ARCH	Arch Resources Inc	15-55-55	92%	2%	23%	1Strongest									ARCH
METALS & MINING - Industrial Metals & Minerals	CCJ	Cameco Corp	15-55-55	99%	1%	38%	1Strongest									CCJ
METALS & MINING - Industrial Metals & Minerals	NXE	NexGen Energy Ltd	15-55-55	98%	0%	37%	1Strongest									NXE
METALS & MINING - Industrial Metals & Minerals	SLCA	U.S. Silica Holdings	99-55-55	51%	1%	-11%	9Weakest	<--SLCA	<--SLCA							
METALS & MINING - Industrial Metals & Minerals	TECK	Teck Resources Limited	95-55-55	72%	0%	-10%	9Weakest									
METALS & MINING - Industrial Metals & Minerals	MP	MP Materials Corp	95-55-55	27%	-1%	-29%	9Weakest									
METALS & MINING - Industrial Metals & Minerals	CMP	Compass Minerals International	95-55-55	1%	-2%	-23%	9Weakest									
METALS & MINING - Industrial Metals & Minerals	LTHM	Livent Corporation	95-55-55	29%	-4%	-39%	9Weakest									
METALS & MINING - Industrial Metals & Minerals	LAC	Lithium Americas Corp	95-55-55	10%	-5%	-64%	9Weakest									
METALS & MINING - Nonmetallic Mineral Mining	CEIX	CONSOL Energy Inc	15-39-55	98%	7%	46%	1Strongest									CEIX
METALS & MINING - Nonmetallic Mineral Mining	METC	Ramaco Resources Inc	15-39-55	84%	4%	78%	1Strongest									METC
METALS & MINING - Silver	SSRM	SSR Mining Inc	95-59-55	6%	-4%	-19%	9Weakest									
METALS & MINING - Silver	EKK	Endeavour Silver Corp	95-59-55	14%	-13%	-34%	9Weakest									
METALS & MINING - Steel & Iron	IIIN	Insteel Industries Inc	15-51-55	69%	8%	17%	1Strongest									IIIN X
METALS & MINING - Steel & Iron	X	US Steel Corp	15-51-55	93%	2%	30%	1Strongest									X
METALS & MINING - Steel & Iron	NWPX	Northwest Pipe Co	95-51-55	37%	4%	-10%	9Weakest									NWPX
METALS & MINING - Steel & Iron	ACNT	Ascent Industries Co.	95-51-55	26%	-1%	-11%	9Weakest									ACNT

STOCK

MARKET

ORGANIZER



Strongest to Weakest stocks ratio is 15:14 (22% and 21% of total) 11/28/23 to 12/05/23.

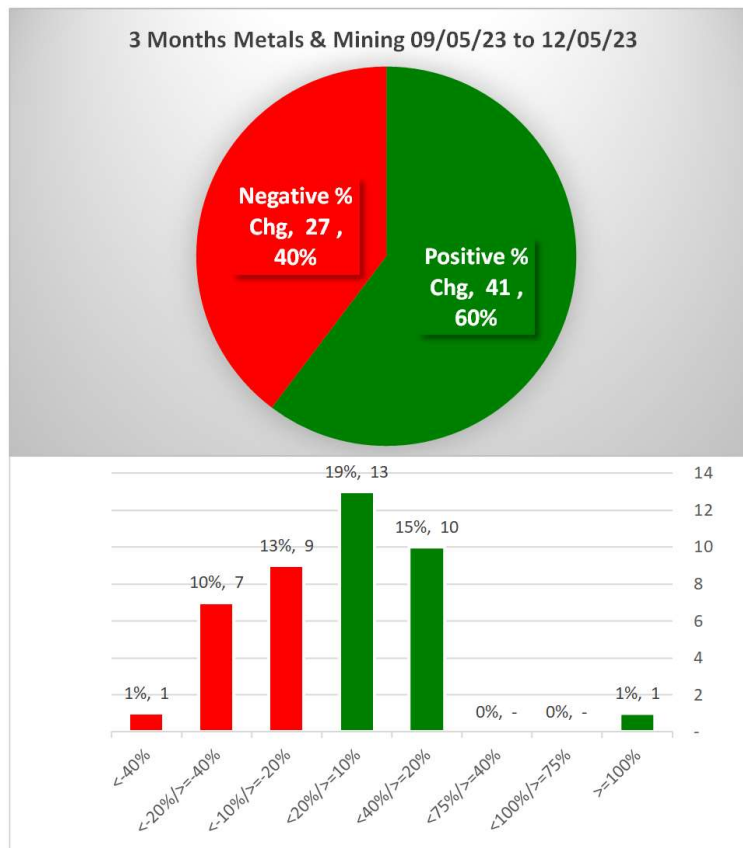
Green Highlight: Strengthened

Red Highlight: Weakened

No Highlight: Unchanged

3. STRENGTH BY LOOKBACK PERIOD (with Best/Worst stocks)

3A. Lookback 3 Months

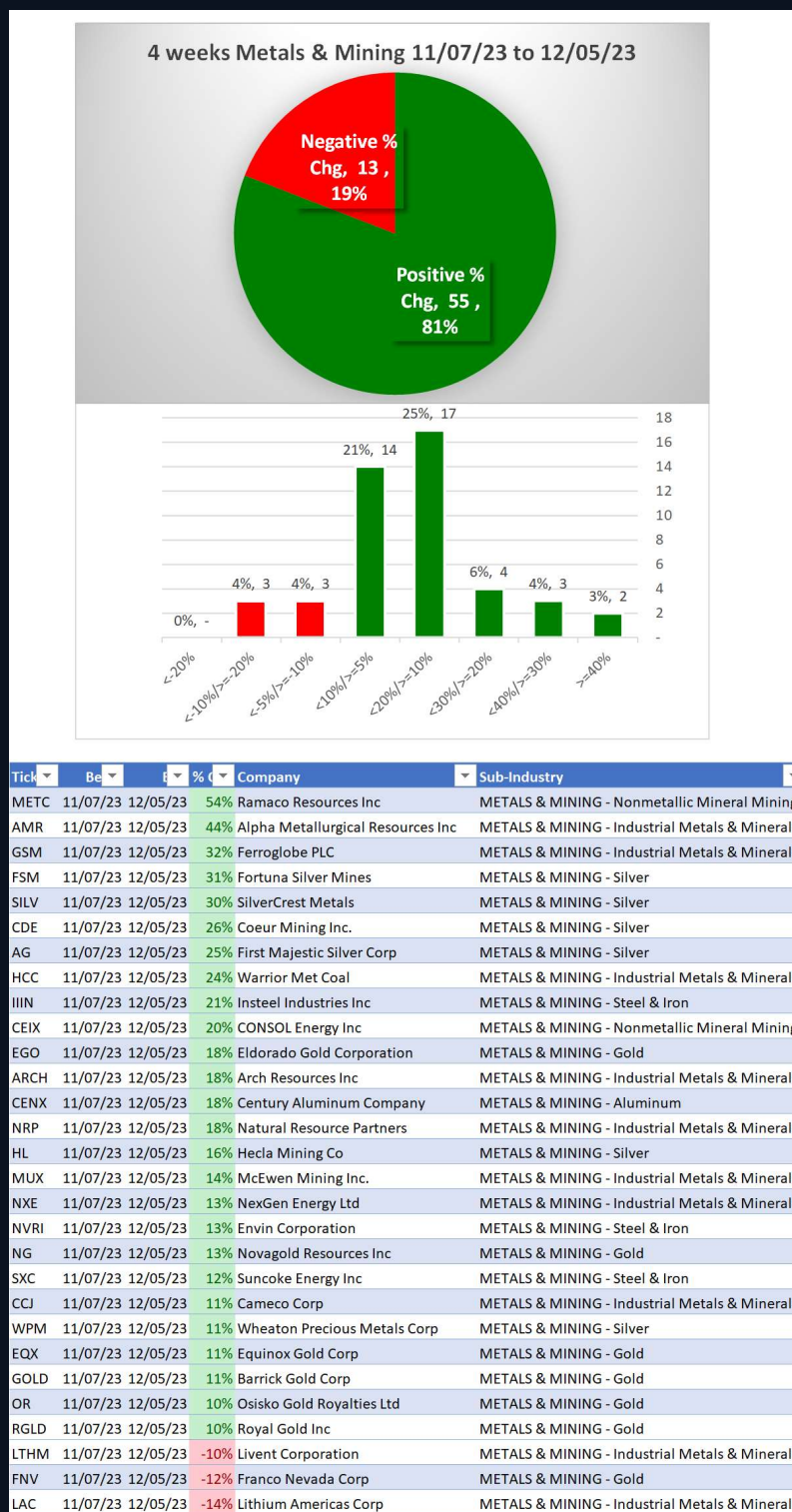


Tick	Best	End	% Chg	Company	Sub-Industry
METC	09/05/23	12/05/23	118%	Ramaco Resources Inc	METALS & MINING - Nonmetallic Mineral Mining
AMR	09/05/23	12/05/23	39%	Alpha Metallurgical Resources Inc	METALS & MINING - Industrial Metals & Minerals
HCC	09/05/23	12/05/23	38%	Warrior Met Coal	METALS & MINING - Industrial Metals & Minerals
SILV	09/05/23	12/05/23	37%	SilverCrest Metals	METALS & MINING - Silver
EGO	09/05/23	12/05/23	34%	Eldorado Gold Corporation	METALS & MINING - Gold
FSM	09/05/23	12/05/23	32%	Fortuna Silver Mines	METALS & MINING - Silver
CDE	09/05/23	12/05/23	26%	Coeur Mining Inc.	METALS & MINING - Silver
NRP	09/05/23	12/05/23	24%	Natural Resource Partners	METALS & MINING - Industrial Metals & Minerals
CCJ	09/05/23	12/05/23	23%	Cameco Corp	METALS & MINING - Industrial Metals & Minerals
ARCH	09/05/23	12/05/23	21%	Arch Resources Inc	METALS & MINING - Industrial Metals & Minerals
CEIX	09/05/23	12/05/23	20%	CONSOL Energy Inc	METALS & MINING - Nonmetallic Mineral Mining
SSRM	09/05/23	12/05/23	-21%	SSR Mining Inc	METALS & MINING - Silver
KALU	09/05/23	12/05/23	-22%	Kaiser Aluminum Corp	METALS & MINING - Aluminum
FNV	09/05/23	12/05/23	-24%	Franco Nevada Corp	METALS & MINING - Gold
MTA	09/05/23	12/05/23	-24%	Metalla Royalty and Streaming Ltd	METALS & MINING - Gold
EXK	09/05/23	12/05/23	-26%	Endeavour Silver Corp	METALS & MINING - Silver
MP	09/05/23	12/05/23	-26%	MP Materials Corp	METALS & MINING - Industrial Metals & Minerals
LTHM	09/05/23	12/05/23	-40%	Livent Corporation	METALS & MINING - Industrial Metals & Minerals
LAC	09/05/23	12/05/23	-67%	Lithium Americas Corp	METALS & MINING - Industrial Metals & Minerals

11 stocks >+20% and 8 stocks <-20% (16% and 12% of total) 09/05/23 to 12/05/23.

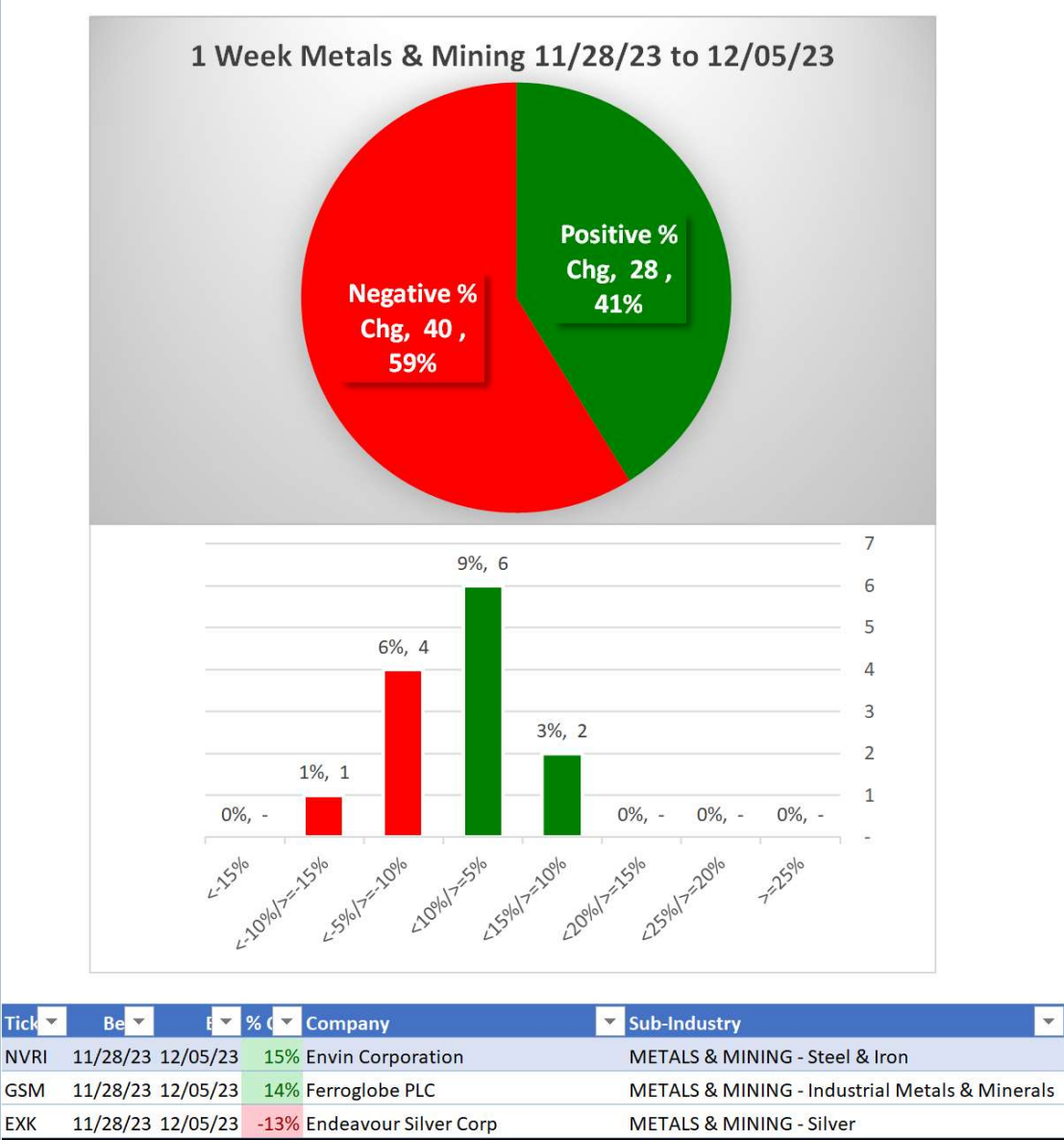
3. STRENGTH BY LOOKBACK PERIOD (with Best/Worst stocks)

3B. Lookback 4 Weeks



26 stocks >+10% and 3 stocks <-10% (38% and 4% of total) 11/07/23 to 12/05/23.

3. STRENGTH BY LOOKBACK PERIOD (with Best/Worst stocks)
3C. Lookback 1 Week



2 stocks >+10% and 1 stocks <-10% (3% and 1% of total) 11/28/23 to 12/05/23.