

Industry Status: Materials & Construction (Inc. Homebuilders)

1 week 11/28/23 to 12/05/23

9Weakest	8VWeak	7Weaker	6Weak	5Avg	4Strong	3Stronger	2VStrong	1Strongest
.	83 MTL CONST->	83 MTL CONST->	.	.
.	3 Cement	.	.
.	25 Gn Bld Matl	.	.
.	8 GCs	.	.
.	12 Heavy Const	.	.	.
.	.	.	.	4 Lumber
.	.	3 Mfd Hsing->	3 Mfd Hsing->	3 Mfd Hsing->
.	16 Resi Const->	16 Resi Const->
.	.	.	12 Waste Mgt->	12 Waste Mgt->
.

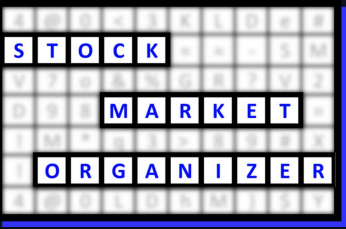
December 05, 2023

UP +1 to STRONGER strength rating
(3rd strongest of 9 levels)
previous move was also UP

51% of stocks rated Strongest, 1- and 4-weeks >90% positive stocks

For educational purposes only. Not a stock or investment recommendation.

Table of Contents



1	1. INDUSTRY OVERVIEW 1A. Performance 1B. Background
2	2. SUB-INDUSTRIES AND STOCK DETAIL 2A. Sub-Industries Overview 2B. Sub-Industries 10-Week Strengthening Analysis 2C. Stocks 1 Week Strongest and Weakest
5	3. STRENGTH BY LOOKBACK PERIOD (with Best/Worst stocks) 3A. Lookback 3 Months 3B. Lookback 4 weeks 3C. Lookback 1 Week

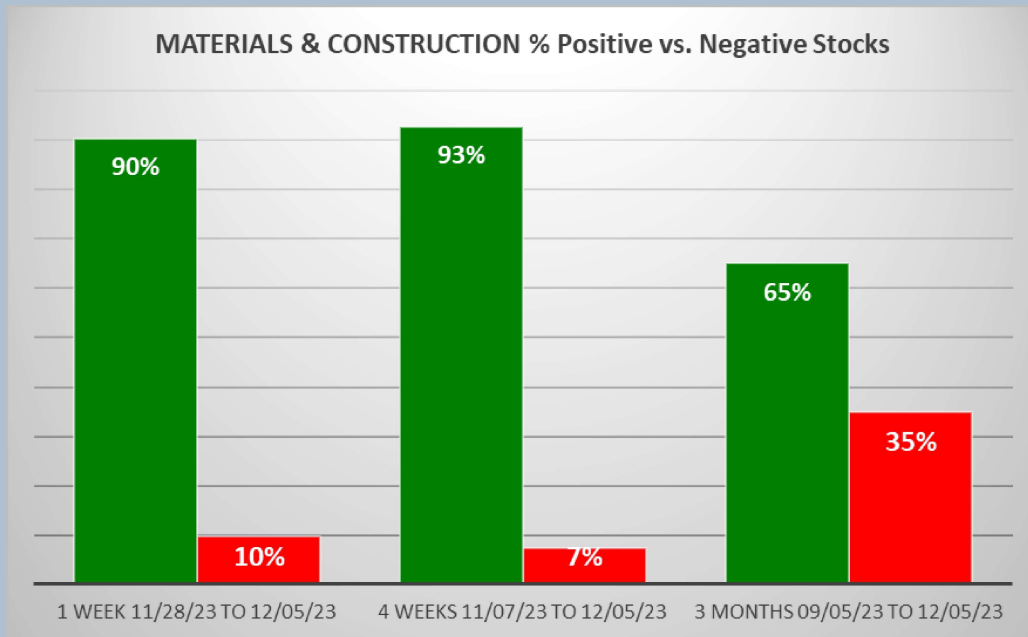
1. INDUSTRY OVERVIEW

1A. Performance

Past 10 Weeks Strengthening/Weakening week-by-week, per the following chart:

9Weakest	8VWeak	7Weaker	6Weak	5Avg	4Strong	3Stronger	2VStrong	1Strongest	Period
.	83 MTL CONST->	83 MTL CONST->	.	.	7 Days - 11/28/23 to 12/05/23
.	83 MTL CONST	.	.	.	7 Days - 11/21/23 to 11/28/23
.	83 MTL CONST	.	.	.	7 Days - 11/14/23 to 11/21/23
.	.	.	.	83 MTL CONST->	83 MTL CONST->	.	.	.	7 Days - 11/07/23 to 11/14/23
.	.	.	83 MTL CONST->	83 MTL CONST->	7 Days - 10/31/23 to 11/07/23
.	.	.	83 MTL CONST	7 Days - 10/24/23 to 10/31/23
.	.	.	<-MTL CONST 83	<-MTL CONST 83	7 Days - 10/17/23 to 10/24/23
.	.	.	.	83 MTL CONST	7 Days - 10/10/23 to 10/17/23
.	.	.	83 MTL CONST->	83 MTL CONST->	7 Days - 10/03/23 to 10/10/23
.	.	.	<-MTL CONST 83	<-MTL CONST 83	7 Days - 09/26/23 to 10/03/23

Mixed/WEAKENING 1 Week vs. Mid- and Longer-Term // 1 week positive/negative stocks ratio is LOWER than 4 weeks but HIGHER than 3 Months, per the following chart:



1B. Background

Largest of 8 sub-industries (83 stocks, average 10):

- * General Building Materials (25 stocks)
- * Residential Construction (16 stocks)
- * Heavy Construction (12 stocks)
- * Waste Management (12 stocks)

Top 10 by Market Capitalization:

WM/Waste Management Inc, RSG/Republic Services Inc, CARR/Carrier Global Corporation, DHI/D.R. Horton Inc, LEN/Lennar Corp Cl A, WCN/Waste Connections Inc, FAST/Fastenal Company, MLM/Martin Marietta Materials Inc, VMC/Vulcan Materials Co, PWR/Quanta Services Inc

2. SUB-INDUSTRIES AND STOCKS DETAIL

2A. Sub-Industries Overview

Strengthened: 3/8 sub-industries

Weakened: 0/8 sub-industries

STRONGEST at Strongest rating/1st strongest of 9 levels:

- * Residential Construction (16 stocks)

WEAKEST at Average rating/5th strongest of 9 levels:

- * Lumber (4 stocks)
- * Manufactured Housing (3 stocks)
- * Waste Management (12 stocks)

2B. Sub-Industries 10-Week Strengthening Analysis

What: recent week-by-week strength changes for the industry and its sub-industries
 Why: objective measurement of strengthening and weakening enabling comparison within and across industries and sub-industries

INDUSTRY CURRENT PERIOD SUMMARY										1 week 11/28/23 to 12/05/23									
Length - Begin/End	Industry/Sub-Industry	Period	#	Min	Avg	Max	Status	9Weakest	8VWeak	7Weaker	6Weak	5Avg	4Strong	3Stronger	2VStrong	1Strongest			
7 Days - 11/28/23 to 12/05/23	MATERIALS & CONSTRUCTION - Cement	Period 1 of 10 (Current)	83	-4%	4%	24%	Strengthened							83 MTL CONST->	83 MTL CONST->				
7 Days - 11/28/23 to 12/05/23	MATERIALS & CONSTRUCTION - General Building Materials	Period 1 of 10 (Current)	3	1%	3%	5%	Strengthened										3 Cement		
7 Days - 11/28/23 to 12/05/23	MATERIALS & CONSTRUCTION - General Contractors	Period 1 of 10 (Current)	25	-3%	4%	9%	Strengthened										25 Gn Bld Matl		
7 Days - 11/28/23 to 12/05/23	MATERIALS & CONSTRUCTION - Heavy Construction	Period 1 of 10 (Current)	8	0%	2%	5%	Strengthened										8 GCs		
7 Days - 11/28/23 to 12/05/23	MATERIALS & CONSTRUCTION - Lumber	Period 1 of 10 (Current)	12	-1%	5%	20%	Strengthened										12 Heavy Const		
7 Days - 11/28/23 to 12/05/23	MATERIALS & CONSTRUCTION - Manufactured Housing	Period 1 of 10 (Current)	4	-1%	1%	3%	Unchanged										4 Lumber		
7 Days - 11/28/23 to 12/05/23	MATERIALS & CONSTRUCTION - Residential Construction	Period 1 of 10 (Current)	3	5%	6%	7%	Strengthened										3 Mfd Hsing->		
7 Days - 11/28/23 to 12/05/23	MATERIALS & CONSTRUCTION - Waste Management	Period 1 of 10 (Current)	16	1%	6%	24%	Strengthened										16 Resl Const->		
7 Days - 11/28/23 to 12/05/23	MATERIALS & CONSTRUCTION - Waste Management	Period 1 of 10 (Current)	12	-4%	5%	17%	Strengthened										12 Waste Mgt->		

PREVIOUS WEEKS (EDUCATIONAL PURPOSES ONLY/NOT A STOCK OR INVESTMENT RECOMMENDATION)																	
Length - Begin/End	Industry/Sub-Industry	Period	#	Min	Avg	Max	Status	9Weakest	8VWeak	7Weaker	6Weak	5Avg	4Strong	3Stronger	2VStrong	1Strongest	
7 Days - 11/28/23 to 12/05/23	MATERIALS & CONSTRUCTION - Cement	Period 1 of 10 (Current)	83	-4%	4%	24%	Strengthened										
7 Days - 11/21/23 to 11/28/23	MATERIALS & CONSTRUCTION - Cement	Period 2 of 10	83	-2%	1%	7%	Weakened										83 MTL CONST
7 Days - 11/14/23 to 11/21/23	MATERIALS & CONSTRUCTION - Cement	Period 3 of 10	83	-14%	0%	18%	Unchanged										83 MTL CONST
7 Days - 11/07/23 to 11/14/23	MATERIALS & CONSTRUCTION - Cement	Period 4 of 10	83	-6%	5%	27%	Strengthened										83 MTL CONST->
7 Days - 10/31/23 to 11/07/23	MATERIALS & CONSTRUCTION - Cement	Period 5 of 10	83	-18%	0%	30%	Strengthened										83 MTL CONST->
7 Days - 10/24/23 to 10/31/23	MATERIALS & CONSTRUCTION - Cement	Period 6 of 10	83	-5%	3%	25%	Unchanged										83 MTL CONST
7 Days - 10/17/23 to 10/24/23	MATERIALS & CONSTRUCTION - Cement	Period 7 of 10	83	-6%	4%	5%	Weakened										<-MTL CONST 83
7 Days - 10/10/23 to 10/17/23	MATERIALS & CONSTRUCTION - Cement	Period 8 of 10	83	-13%	1%	10%	Unchanged										83 MTL CONST
7 Days - 10/03/23 to 10/10/23	MATERIALS & CONSTRUCTION - Cement	Period 9 of 10	83	-23%	4%	19%	Strengthened										83 MTL CONST->
7 Days - 09/26/23 to 10/03/23	MATERIALS & CONSTRUCTION - Cement	Period 10 of 10	83	-10%	2%	7%	Weakened										<-MTL CONST 83
7 Days - 11/28/23 to 12/05/23	MATERIALS & CONSTRUCTION - Cement	Period 1 of 10 (Current)	3	1%	3%	5%	Strengthened										3 Cement
7 Days - 11/21/23 to 11/28/23	MATERIALS & CONSTRUCTION - Cement	Period 2 of 10	3	-3%	1%	8%	Unchanged										3 Cement
7 Days - 11/14/23 to 11/21/23	MATERIALS & CONSTRUCTION - Cement	Period 3 of 10	3	-2%	3%	10%	Strengthened										3 Cement->
7 Days - 11/07/23 to 11/14/23	MATERIALS & CONSTRUCTION - Cement	Period 4 of 10	3	-3%	2%	6%	Strengthened										3 Cement
7 Days - 10/31/23 to 11/07/23	MATERIALS & CONSTRUCTION - Cement	Period 5 of 10	3	2%	6%	9%	Strengthened										3 Cement->
7 Days - 10/24/23 to 10/31/23	MATERIALS & CONSTRUCTION - Cement	Period 6 of 10	3	-4%	1%	1%	Unchanged										3 Cement
7 Days - 10/17/23 to 10/24/23	MATERIALS & CONSTRUCTION - Cement	Period 7 of 10	3	-13%	-8%	-3%	Weakened										<-Cement 3
7 Days - 10/10/23 to 10/17/23	MATERIALS & CONSTRUCTION - Cement	Period 8 of 10	3	-2%	4%	10%	Strengthened										<-Cement 3
7 Days - 10/03/23 to 10/10/23	MATERIALS & CONSTRUCTION - Cement	Period 9 of 10	3	-5%	5%	5%	Unchanged										3 Cement->
7 Days - 09/26/23 to 10/03/23	MATERIALS & CONSTRUCTION - Cement	Period 10 of 10	3	-1%	1%	3%	Unchanged										3 Cement
7 Days - 11/28/23 to 12/05/23	MATERIALS & CONSTRUCTION - General Building Materials	Period 1 of 10 (Current)	25	-3%	4%	9%	Strengthened										25 Gn Bld Matl
7 Days - 11/21/23 to 11/28/23	MATERIALS & CONSTRUCTION - General Building Materials	Period 2 of 10	25	-4%	0%	4%	Weakened										25 Gn Bld Matl
7 Days - 11/14/23 to 11/21/23	MATERIALS & CONSTRUCTION - General Building Materials	Period 3 of 10	25	-3%	0%	6%	Unchanged										25 Gn Bld Matl
7 Days - 11/07/23 to 11/14/23	MATERIALS & CONSTRUCTION - General Building Materials	Period 4 of 10	25	-2%	6%	13%	Strengthened										25 Gn Bld Matl->
7 Days - 10/31/23 to 11/07/23	MATERIALS & CONSTRUCTION - General Building Materials	Period 5 of 10	25	-8%	8%	28%	Strengthened										25 Gn Bld Matl->
7 Days - 10/24/23 to 10/31/23	MATERIALS & CONSTRUCTION - General Building Materials	Period 6 of 10	25	-2%	0%	7%	Strengthened										25 Gn Bld Matl->
7 Days - 10/17/23 to 10/24/23	MATERIALS & CONSTRUCTION - General Building Materials	Period 7 of 10	25	-5%	-5%	5%	Weakened										<-Gn Bld Matl 25
7 Days - 10/10/23 to 10/17/23	MATERIALS & CONSTRUCTION - General Building Materials	Period 8 of 10	25	-5%	1%	8%	Unchanged										25 Gn Bld Matl
7 Days - 10/03/23 to 10/10/23	MATERIALS & CONSTRUCTION - General Building Materials	Period 9 of 10	25	-4%	4%	19%	Strengthened										25 Gn Bld Matl
7 Days - 09/26/23 to 10/03/23	MATERIALS & CONSTRUCTION - General Building Materials	Period 10 of 10	25	-4%	-1%	2%	Unchanged										25 Gn Bld Matl
7 Days - 11/28/23 to 12/05/23	MATERIALS & CONSTRUCTION - General Contractors	Period 1 of 10 (Current)	8	0%	2%	5%	Strengthened										8 GCs
7 Days - 11/21/23 to 11/28/23	MATERIALS & CONSTRUCTION - General Contractors	Period 2 of 10	8	-2%	0%	3%	Unchanged										8 GCs
7 Days - 11/14/23 to 11/21/23	MATERIALS & CONSTRUCTION - General Contractors	Period 3 of 10	8	-4%	0%	3%	Unchanged										8 GCs
7 Days - 11/07/23 to 11/14/23	MATERIALS & CONSTRUCTION - General Contractors	Period 4 of 10	8	4%	10%	27%	Strengthened										8 GCs->
7 Days - 10/31/23 to 11/07/23	MATERIALS & CONSTRUCTION - General Contractors	Period 5 of 10	8	-1%	1%	4%	Strengthened										8 GCs->
7 Days - 10/24/23 to 10/31/23	MATERIALS & CONSTRUCTION - General Contractors	Period 6 of 10	8	-6%	3%	17%	Strengthened										8 GCs
7 Days - 10/17/23 to 10/24/23	MATERIALS & CONSTRUCTION - General Contractors	Period 7 of 10	8	-1%	0%	3%	Unchanged										<-GCs 8
7 Days - 10/10/23 to 10/17/23	MATERIALS & CONSTRUCTION - General Contractors	Period 8 of 10	8	-4%	0%	4%	Weakened										<-GCs 8
7 Days - 10/03/23 to 10/10/23	MATERIALS & CONSTRUCTION - General Contractors	Period 9 of 10	8	2%	5%	11%	Unchanged										8 GCs
7 Days - 09/26/23 to 10/03/23	MATERIALS & CONSTRUCTION - General Contractors	Period 10 of 10	8	-2%	3%	2%	Weakened										<-GCs 8
7 Days - 11/28/23 to 12/05/23	MATERIALS & CONSTRUCTION - Heavy Construction	Period 1 of 10 (Current)	12	1%	5%	20%	Strengthened										12 Heavy Const
7 Days - 11/21/23 to 11/28/23	MATERIALS & CONSTRUCTION - Heavy Construction	Period 2 of 10	12	-5%	1%	4%	Unchanged										12 Heavy Const
7 Days - 11/14/23 to 11/21/23	MATERIALS & CONSTRUCTION - Heavy Construction	Period 3 of 10	12	-5%	1%	18%	Strengthened										12 Heavy Const->
7 Days - 11/07/23 to 11/14/23	MATERIALS & CONSTRUCTION - Heavy Construction	Period 4 of 10	12	-5%	1%	11%	Strengthened										12 Heavy Const->
7 Days - 10/31/23 to 11/07/23	MATERIALS & CONSTRUCTION - Heavy Construction	Period 5 of 10	12	-1%	4%	12%	Weakened										<-Heavy Const 12
7 Days - 10/24/23 to 10/31/23	MATERIALS & CONSTRUCTION - Heavy Construction	Period 6 of 10	12	-4%	1%	17%	Strengthened										12 Heavy Const->
7 Days - 10/17/23 to 10/24/23	MATERIALS & CONSTRUCTION - Heavy Construction	Period 7 of 10	12	-12%	-6%	-1%	Weakened										<-Heavy Const 12
7 Days - 10/10/23 to 10/17/23	MATERIALS & CONSTRUCTION - Heavy Construction	Period 8 of 10	12	-4%	0%	8%	Strengthened										12 Heavy Const
7 Days - 10/03/23 to 10/10/23	MATERIALS & CONSTRUCTION - Heavy Construction	Period 9 of 10	12	-1%	5%	8%	Unchanged										12 Heavy Const
7 Days - 09/26/23 to 10/03/23	MATERIALS & CONSTRUCTION - Heavy Construction	Period 10 of 10	12	-2%	2%	5%	Unchanged										<-Heavy Const 12
7 Days - 11/28/23 to 12/05/23	MATERIALS & CONSTRUCTION - Lumber	Period 1 of 10 (Current)	4	-1%	1%	3%	Unchanged										4 Lumber
7 Days - 11/21/23 to 11/28/23	MATERIALS & CONSTRUCTION - Lumber	Period 2 of 10	4	-2%	-6%	0%	Unchanged										4 Lumber
7 Days - 11/14/23 to 11/21/23	MATERIALS & CONSTRUCTION - Lumber	Period 3 of 10	4	0%	4%	12%	Strengthened										4 Lumber
7 Days - 11/07/23 to 11/14/23	MATERIALS & CONSTRUCTION - Lumber	Period 4 of 10	4	-6%	-13%	9%	Strengthened										4 Lumber->
7 Days - 10/31/23 to 11/07/23	MATERIALS & CONSTRUCTION - Lumber	Period 5 of 10	4	6%	13%	16%	Strengthened										4 Lumber
7 Days - 10/24/23 to 10/31/23	MATERIALS & CONSTRUCTION - Lumber	Period 6 of 10	4	-2%	2%	2%	Unchanged										4 Lumber
7 Days - 10/17/23 to 10/24/23	MATERIALS & CONSTRUCTION - Lumber	Period 7 of 10	4	-2%	-9%	-4%	Unchanged										4 Lumber
7 Days - 10/10/23 to 10/17/23	MATERIALS & CONSTRUCTION - Lumber	Period 8 of 10	4	-13%	-5%	0%	Unchanged										4 Lumber
7 Days - 10/03/23 to 10/10/23	MATERIALS & CONSTRUCTION - Lumber	Period 9 of 10	4	-23%	-4%	2%	Unchanged										4 Lumber
7 Days - 09/26/23 to 10/03/23	MATERIALS & CONSTRUCTION - Lumber	Period 10 of 10	4	-5%	-1%	7%	Weakened										4 Lumber
7 Days - 11/28/23 to 12/05/23	MATERIALS & CONSTRUCTION - Manufactured Housing	Period 1 of 10 (Current)	3	5%	6%	7%	Strengthened										3 Mfd Hsing->
7 Days - 11/21/23 to 11/28/23	MATERIALS & CONSTRUCTION - Manufactured Housing	Period 2 of 10	3	-1%	3%	7%	Weakened										<-Mfd Hsing 3
7 Days - 11/14/23 to 11/21/23	MATERIALS & CONSTRUCTION - Manufactured Housing	Period 3 of 10	3	-10%	-7%	-5%	Weakened										<-Mfd Hsing 3
7 Days - 11/07/23 to 11/14/23	MATERIALS & CONSTRUCTION - Manufactured Housing	Period 4 of 10	3	-1%	7%	12%	Strengthened										3 Mfd Hsing->
7 Days - 10/31/23 to 11/07/23	MATERIALS & CONSTRUCTION - Manufactured Housing	Period 5 of 10	3	-3%	2%	5%	Strengthened										3 Mfd Hsing->
7 Days - 10/24/23 to 10/31/23	MATERIALS & CONSTRUCTION - Manufactured Housing	Period 6 of 10	3	-4%	1%												

2C. Stocks 1 Week Strongest and Weakest


What: stocks currently rated Strongest/Weakest (highest/lowest of 9 strength ratings)

Why: most interesting stocks for available capital because

- the Strongest have the least amount of overhead supply to dampen breakouts while
- the Weakest may be prone to volatility, subject to big pops from bottom-fishing and short-covering BUT ALSO to bigger and faster falls.

(Not guaranteed and not a recommendation - weak stocks in weakening sub-industries may be better shorts than high-flyers.)

STOCK DETAIL (EDUCATIONAL PURPOSES ONLY/NOT FINANCIAL ADVICE)										1 week 11/28/23 to 12/05/23								
Sub-Industry	Ticker	Company	ID1	ID2	% Chg	ID3	Status	9Weakest	8VWeak	7Weaker	6Weak	5Avg	4Strong	3Stronger	2VStrong	1Strongest		
MATERIALS & CONSTRUCTION - Cement	EXP	Eagle Materials Inc	15-31-31	92%	3%	10%	1Strongest										EXP	
MATERIALS & CONSTRUCTION - Cement	SUM	Summit Materials	15-31-31	81%	1%	7%	1Strongest										SUM	
MATERIALS & CONSTRUCTION - General Building Mate AWI		Armstrong World Industries Inc	15-31-31	93%	9%	23%	1Strongest										AWI	
MATERIALS & CONSTRUCTION - General Building Mate APOG		Apogee Enterprises Inc	11-31-31	92%	8%	8%	1Strongest		APOG-->	APOG-->	APOG-->	APOG-->	APOG-->	APOG-->	APOG-->	APOG-->	GFF	
MATERIALS & CONSTRUCTION - General Building Mate GFF		Griffon Corp	15-31-31	99%	7%	31%	1Strongest										NX	
MATERIALS & CONSTRUCTION - General Building Mate NX		Quanex Corp	15-31-31	100%	7%	27%	1Strongest										BLD	
MATERIALS & CONSTRUCTION - General Building Mate BLD		TopBuild Corp	15-31-31	99%	6%	27%	1Strongest										IBP-->	
MATERIALS & CONSTRUCTION - General Building Mate IBP		Installed Building Products Inc	11-31-31	97%	5%	22%	1Strongest										ROCK-->	
MATERIALS & CONSTRUCTION - General Building Mate ROCK		Gibraltar Industries Incorporated	11-31-31	55%	5%	16%	1Strongest										MAS-->	
MATERIALS & CONSTRUCTION - General Building Mate MAS		Masco Corp	11-31-31	81%	5%	15%	1Strongest										OC-->	
MATERIALS & CONSTRUCTION - General Building Mate OC		Owens Corning	11-31-31	93%	4%	15%	1Strongest										USLM	
MATERIALS & CONSTRUCTION - General Building Mate USLM		U.S. Lime & Minerals Inc	15-31-31	97%	4%	15%	1Strongest										UFP	
MATERIALS & CONSTRUCTION - General Building Mate UFP		UFP Industries Inc	15-31-31	100%	4%	22%	1Strongest										TREX	
MATERIALS & CONSTRUCTION - General Building Mate TREX		Trex Co Inc	15-31-31	38%	4%	19%	1Strongest										BECN	
MATERIALS & CONSTRUCTION - General Building Mate BECN		Beacon Roofing Supply Inc	15-31-31	94%	3%	15%	1Strongest										LII	
MATERIALS & CONSTRUCTION - General Building Mate LII		Lennox International Inc	15-31-31	97%	3%	27%	1Strongest										FAST	
MATERIALS & CONSTRUCTION - General Building Mate FAST		Fastenal Company	15-31-31	90%	1%	9%	1Strongest										PSTI	
MATERIALS & CONSTRUCTION - General Building Mate PSTI		PST Innovations Inc	15-31-31	96%	1%	20%	1Strongest										VMC-->	
MATERIALS & CONSTRUCTION - General Building Mate VMC		Vulcan Materials Co	11-31-31	89%	0%	6%	1Strongest										MLM	
MATERIALS & CONSTRUCTION - General Building Mate MLM		Martin Marietta Materials Inc	15-31-31	97%	0%	11%	1Strongest										LMB	
MATERIALS & CONSTRUCTION - General Contractors	LMB	Limbach Holdings Inc	15-31-31	100%	5%	5%	1Strongest										IESC	
MATERIALS & CONSTRUCTION - General Contractors	IESC	IES Holdings Inc	15-31-31	92%	2%	26%	1Strongest										APG	
MATERIALS & CONSTRUCTION - General Contractors	APG	API Group Corporation	15-31-31	98%	2%	20%	1Strongest										EME-->	
MATERIALS & CONSTRUCTION - General Contractors	EME	Emcor Group Inc	11-31-31	92%	0%	12%	1Strongest										ROAD	
MATERIALS & CONSTRUCTION - General Contractors	ROAD	Construction Partners Inc	15-31-31	96%	0%	30%	1Strongest										FIX	
MATERIALS & CONSTRUCTION - General Contractors	FIX	Comfort Systems Usa Inc	15-31-31	93%	0%	16%	1Strongest										ACA-->	
MATERIALS & CONSTRUCTION - Heavy Construction	ACA	Arcosa Inc	11-41-31	94%	4%	9%	1Strongest										AGX	
MATERIALS & CONSTRUCTION - Heavy Construction	AGX	Argan Inc.	15-41-31	69%	4%	14%	1Strongest										GVA	
MATERIALS & CONSTRUCTION - Heavy Construction	GVA	Granite Construction Inc	15-41-31	97%	4%	17%	1Strongest										FLR	
MATERIALS & CONSTRUCTION - Heavy Construction	FLR	Fluor Corp (New)	15-41-31	91%	1%	17%	1Strongest										BCC	
MATERIALS & CONSTRUCTION - Lumber	BCC	Boise Cascade Company	15-55-31	98%	1%	29%	1Strongest										EVA	
MATERIALS & CONSTRUCTION - Lumber	EVA	Enviva Inc	95-55-31	0%	3%	91%	9Weakest	EVA									BZH	
MATERIALS & CONSTRUCTION - Residential Constructic	BZH	Beazer Homes Usa	15-11-31	76%	8%	19%	1Strongest										MHO	
MATERIALS & CONSTRUCTION - Residential Constructic	MHO	M/I Homes Inc	15-11-31	100%	6%	37%	1Strongest										LEN.B	
MATERIALS & CONSTRUCTION - Residential Constructic	LEN.B	Lennar Corp Cl B	15-11-31	100%	6%	19%	1Strongest										LEN	
MATERIALS & CONSTRUCTION - Residential Constructic	LEN	Lennar Corp Cl A	15-11-31	99%	5%	15%	1Strongest										KBH	
MATERIALS & CONSTRUCTION - Residential Constructic	KBH	Kb Home	15-11-31	99%	4%	17%	1Strongest										PHM	
MATERIALS & CONSTRUCTION - Residential Constructic	PHM	Pulte Homes Inc	15-11-31	100%	4%	26%	1Strongest										DHI	
MATERIALS & CONSTRUCTION - Residential Constructic	DHI	D.R. Horton Inc	15-11-31	100%	4%	17%	1Strongest										NVR	
MATERIALS & CONSTRUCTION - Residential Constructic	NVR	Nvr Inc	15-11-31	97%	4%	8%	1Strongest										TOL	
MATERIALS & CONSTRUCTION - Residential Constructic	TOL	Toil Brothers Inc	15-11-31	99%	3%	21%	1Strongest										WM	
MATERIALS & CONSTRUCTION - Waste Management	WM	Waste Management Inc	15-51-31	97%	2%	7%	1Strongest										RSG	
MATERIALS & CONSTRUCTION - Waste Management	RSG	Republic Services Inc	15-51-31	97%	1%	11%	1Strongest										LICY	
MATERIALS & CONSTRUCTION - Waste Management	LICY	Li-Cycle	95-51-31	5%	7%	83%	9Weakest	LICY									VTNR	
MATERIALS & CONSTRUCTION - Waste Management	VTNR	Vertex Energy Incorporated	95-51-31	17%	5%	42%	9Weakest	VTNR										



Strongest to Weakest stocks ratio is 42:3 (51% and 4% of total) 11/28/23 to 12/05/23.

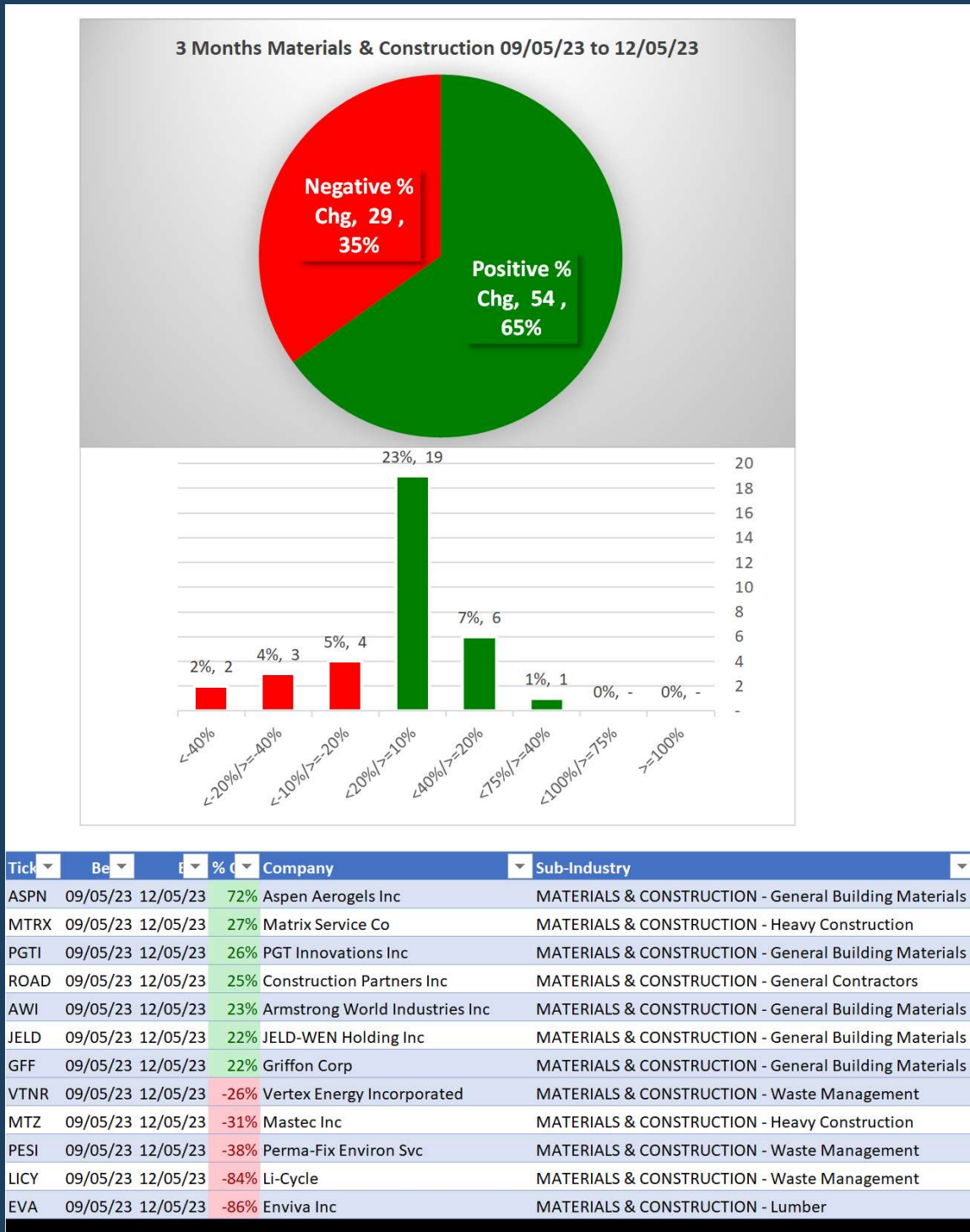
Green Highlight: Strengthened

Red Highlight: Weakened

No Highlight: Unchanged

3. STRENGTH BY LOOKBACK PERIOD (with Best/Worst stocks)

3A. Lookback 3 Months



7 stocks >+20% and 5 stocks <-20% (8% and 6% of total) 09/05/23 to 12/05/23.

3. STRENGTH BY LOOKBACK PERIOD (with Best/Worst stocks)

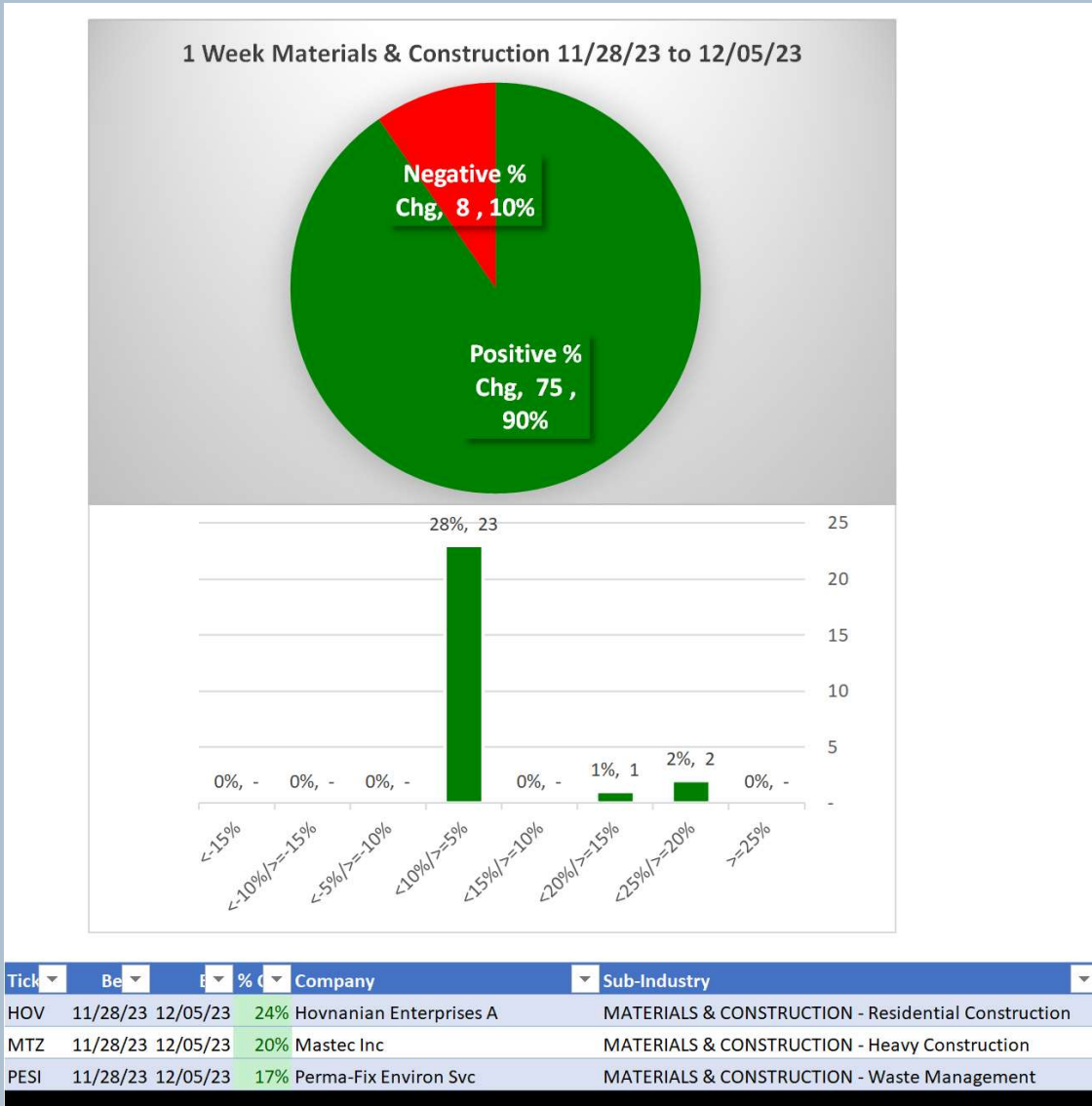
3B. Lookback 4 Weeks



36 stocks >+10% and 3 stocks <-10% (43% and 4% of total) 11/07/23 to 12/05/23.

3. STRENGTH BY LOOKBACK PERIOD (with Best/Worst stocks)

3C. Lookback 1 Week



3 stocks >+10% and 0 stocks <-10% (4% and 0% of total) 11/28/23 to 12/05/23.