

Industry Status: Energy

1 week 12/12/23 to 12/19/23

9Weakest	8VWeak	7Weaker	6Weak	5Avg	4Strong	3Stronger	2VStrong	1Strongest
.	.	.	147 ENERGY->	147 ENERGY->
.	.	50 Independt->	50 Independt->
.	.	.	14 Mj Integrtd->	14 Mj Integrtd->
.	4 Drill/Explr->	4 Drill/Explr->
.	.	33 Equip/Serv->	33 Equip/Serv->
.	27 Pipelines->	27 Pipelines->	.	.
.	.	.	.	19 Refin/Mktg->	19 Refin/Mktg->	.	.	.
.
.
.

December 19, 2023

UP +1 to **AVERAGE** strength rating
(**5th** strongest of 9 levels)
previous move was **DOWN**

1 week 96% positive stocks, 6/6 sub-industries strengthened, 20% stocks >10%

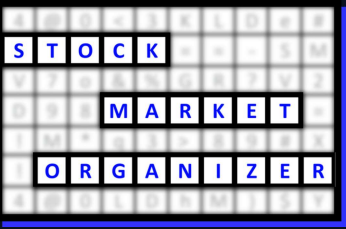


Table of Contents

1	1. INDUSTRY OVERVIEW	
		1A. Performance
		1B. Background
2	2. SUB-INDUSTRIES AND STOCK DETAIL	
		2A. Sub-Industries Overview
		2B. Sub-Industries 10-Week Strengthening Analysis
		2C. Stocks 1 Week Strongest and Weakest
5	3. STRENGTH BY LOOKBACK PERIOD (with Best/Worst stocks)	
		3A. Lookback 3 Months
		3B. Lookback 4 weeks
		3C. Lookback 1 Week

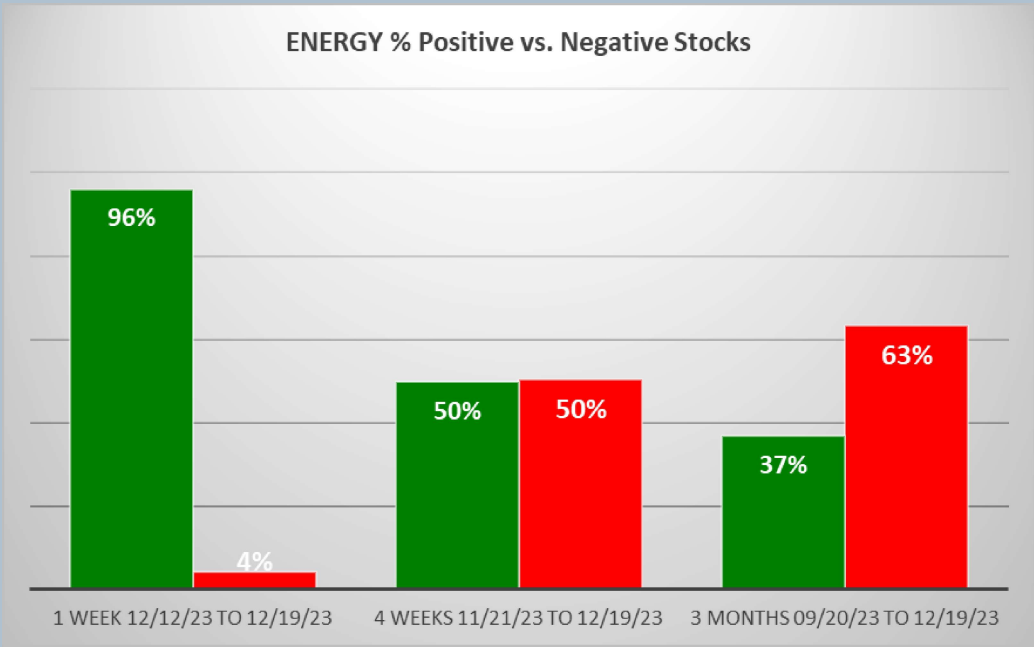
1. INDUSTRY OVERVIEW

1A. Performance

Past 10 Weeks Strengthening/Weakening week-by-week, per the following chart:

9Weakest	8VWeak	7Weaker	6Weak	5Avg	4Strong	3Stronger	2VStrong	1Strongest	Period
.	.	.	147 ENERGY->	147 ENERGY->	7 Days - 12/12/23 to 12/19/23
.	.	.	<-ENERGY 147	<-ENERGY 147	7 Days - 12/05/23 to 12/12/23
.	.	.	.	147 ENERGY	7 Days - 11/28/23 to 12/05/23
.	.	.	.	148 ENERGY	7 Days - 11/21/23 to 11/28/23
.	.	.	.	148 ENERGY	7 Days - 11/14/23 to 11/21/23
.	.	.	.	148 ENERGY	7 Days - 11/07/23 to 11/14/23
.	.	.	.	148 ENERGY	7 Days - 10/31/23 to 11/07/23
.	.	.	.	<-ENERGY 150	<-ENERGY 150	.	.	.	7 Days - 10/24/23 to 10/31/23
.	150 ENERGY	.	.	.	7 Days - 10/17/23 to 10/24/23
.	150 ENERGY	.	.	.	7 Days - 10/10/23 to 10/17/23

STRENGTHENING 1 Week vs. Mid- and Longer-Term // 1 week positive/negative stocks ratio is HIGHER than both 4 weeks and 3 Months, per the following chart:



1B. Background

Largest of 6 sub-industries (147 stocks, average 25):

- * Independent Oil & Gas (50 stocks)
- * Oil & Gas Equipment & Services (33 stocks)
- * Oil & Gas Pipelines (27 stocks)
- * Oil & Gas Refining & Marketing (19 stocks)
- * Major Integrated Oil & Gas (14 stocks)

Top 10 by Market Capitalization:

XOM/Exxon Mobil Corporation, CVX/Chevron Corp, TTE/TotalEnergies SE, COP/ConocoPhillips, BP/BP P.L.C., PBR/Petroleo Brasileiro S.A. Petrobras ADS, EQNR/Equinor ASA, SLB/Schlumberger Ltd, CNQ/Canadian Natural Res Ltd, EOG/Eog Resources Inc

2. SUB-INDUSTRIES AND STOCKS DETAIL

2A. Sub-Industries Overview

Strengthened: 6/6 sub-industries

Weakened: 0/6 sub-industries

STRONGEST at Stronger rating/3rd strongest of 9 levels:

- * Oil & Gas Pipelines (27 stocks)

WEAKEST at Weaker rating/7th strongest of 9 levels:

- * Oil & Gas Drilling & Exploration (4 stocks)

2B. Sub-Industries 10-Week Strengthening Analysis

What: recent week-by-week strength changes for the industry and its sub-industries
Why: objective measurement of strengthening and weakening enabling comparison within and across industries and sub-industries

INDUSTRY CURRENT PERIOD SUMMARY

Length - Begin/End	Industry/Sub-Industry	Period	#	Min	Avg	Max	Status	1 week 12/12/23 to 12/19/23	6Week	3Month	4Strong	3Stronger	2VStrong	1Strongest
7 Days - 12/12/23 to 12/19/23	ENERGY	Period 1 of 10 (Current)	147	-4%	2%	22%	Strengthened		147 ENERGY->	147 ENERGY->				
7 Days - 12/12/23 to 12/19/23	ENERGY - Independent Oil & Gas	Period 1 of 10 (Current)	50	-5%	7%	21%	Strengthened		50 Independent->	50 Independent->				
7 Days - 12/12/23 to 12/19/23	ENERGY - Major Integrated Oil & Gas	Period 1 of 10 (Current)	14	-3%	5%	9%	Strengthened		14 MJ Integrtd->	14 MJ Integrtd->				
7 Days - 12/12/23 to 12/19/23	ENERGY - Oil & Gas Drilling & Exploration	Period 1 of 10 (Current)	4	5%	9%	11%	Strengthened	4 Drill/Explr->	4 Drill/Explr->					
7 Days - 12/12/23 to 12/19/23	ENERGY - Oil & Gas Equipment & Services	Period 1 of 10 (Current)	33	2%	9%	22%	Strengthened	33 Equip/Serv->	33 Equip/Serv->					
7 Days - 12/12/23 to 12/19/23	ENERGY - Oil & Gas Pipelines	Period 1 of 10 (Current)	27	-6%	3%	7%	Strengthened			27 Pipelines->	27 Pipelines->			
7 Days - 12/12/23 to 12/19/23	ENERGY - Oil & Gas Refining & Marketing	Period 1 of 10 (Current)	19	-4%	7%	16%	Strengthened		19 Refin/Mktg->	19 Refin/Mktg->				
7 Days - 12/12/23 to 12/19/23		Period 1 of 10 (Current)												
7 Days - 12/12/23 to 12/19/23		Period 1 of 10 (Current)												

PREVIOUS WEEKS (EDUCATIONAL PURPOSES ONLY/NOT A STOCK OR INVESTMENT RECOMMENDATION)

Length - Begin/End	Industry/Sub-Industry	Period	#	Min	Avg	Max	Status	1 week 12/12/23 to 12/19/23	6Week	3Month	4Strong	3Stronger	2VStrong	1Strongest
7 Days - 12/12/23 to 12/19/23	ENERGY	Period 1 of 10 (Current)	147	-4%	2%	22%	Strengthened		147 ENERGY->	147 ENERGY->				
7 Days - 12/05/23 to 12/12/23	ENERGY	Period 2 of 10	147	-17%	-4%	5%	Weakened		<ENERGY 147	<ENERGY 147				
7 Days - 11/28/23 to 12/05/23	ENERGY	Period 3 of 10	147	-21%	0%	11%	Unchanged		147 ENERGY	147 ENERGY				
7 Days - 11/21/23 to 11/28/23	ENERGY	Period 4 of 10	148	-8%	0%	18%	Unchanged		148 ENERGY	148 ENERGY				
7 Days - 11/14/23 to 11/21/23	ENERGY	Period 5 of 10	148	-23%	-1%	42%	Weakened		148 ENERGY	148 ENERGY				
7 Days - 10/24/23 to 11/14/23	ENERGY	Period 6 of 10	148	-10%	-1%	2%	Strengthened		148 ENERGY	148 ENERGY				
7 Days - 10/17/23 to 11/07/23	ENERGY	Period 7 of 10	148	-58%	-3%	8%	Weakened		148 ENERGY	148 ENERGY				
7 Days - 10/10/23 to 10/17/23	ENERGY	Period 8 of 10	150	-21%	-2%	7%	Weakened		<ENERGY 150	<ENERGY 150				
7 Days - 10/03/23 to 10/10/23	ENERGY	Period 9 of 10	150	-18%	-3%	5%	Weakened		<ENERGY 150	<ENERGY 150				
7 Days - 10/03/23 to 10/10/23	ENERGY	Period 10 of 10	150	-12%	3%	14%	Strengthened		150 ENERGY	150 ENERGY				
7 Days - 12/12/23 to 12/19/23	ENERGY - Independent Oil & Gas	Period 1 of 10 (Current)	50	-5%	7%	21%	Strengthened		50 Independent->	50 Independent->				
7 Days - 12/05/23 to 12/12/23	ENERGY - Independent Oil & Gas	Period 2 of 10	50	-17%	-5%	0%	Weakened		<Independent 50	<Independent 50				
7 Days - 11/28/23 to 12/05/23	ENERGY - Independent Oil & Gas	Period 3 of 10	50	-8%	2%	5%	Unchanged		50 Independent	50 Independent				
7 Days - 11/21/23 to 11/28/23	ENERGY - Independent Oil & Gas	Period 4 of 10	50	-4%	1%	3%	Unchanged		50 Independent	50 Independent				
7 Days - 11/14/23 to 11/21/23	ENERGY - Independent Oil & Gas	Period 5 of 10	50	-7%	2%	13%	Weakened		50 Independent	50 Independent				
7 Days - 11/07/23 to 11/14/23	ENERGY - Independent Oil & Gas	Period 6 of 10	50	-12%	0%	7%	Unchanged		50 Independent	50 Independent				
7 Days - 10/31/23 to 11/07/23	ENERGY - Independent Oil & Gas	Period 7 of 10	50	-18%	-5%	6%	Weakened		<Independent 50	<Independent 50				
7 Days - 10/24/23 to 10/31/23	ENERGY - Independent Oil & Gas	Period 8 of 10	51	-21%	-1%	6%	Weakened		<Independent 51	<Independent 51				
7 Days - 10/17/23 to 10/24/23	ENERGY - Independent Oil & Gas	Period 9 of 10	51	-8%	3%	4%	Weakened		<Independent 51	<Independent 51				
7 Days - 10/10/23 to 10/17/23	ENERGY - Independent Oil & Gas	Period 10 of 10	51	-12%	5%	12%	Strengthened		51 Independent	51 Independent				
7 Days - 12/12/23 to 12/19/23	ENERGY - Major Integrated Oil & Gas	Period 1 of 10 (Current)	14	-3%	5%	9%	Strengthened		14 MJ Integrtd->	14 MJ Integrtd->				
7 Days - 12/05/23 to 12/12/23	ENERGY - Major Integrated Oil & Gas	Period 2 of 10	14	-12%	-3%	2%	Unchanged		14 MJ Integrtd	14 MJ Integrtd				
7 Days - 11/28/23 to 12/05/23	ENERGY - Major Integrated Oil & Gas	Period 3 of 10	14	-12%	-4%	2%	Weakened		<MJ Integrtd 14	<MJ Integrtd 14				
7 Days - 11/21/23 to 11/28/23	ENERGY - Major Integrated Oil & Gas	Period 4 of 10	14	-3%	1%	13%	Weakened		14 MJ Integrtd	14 MJ Integrtd				
7 Days - 11/14/23 to 11/21/23	ENERGY - Major Integrated Oil & Gas	Period 5 of 10	14	-7%	2%	42%	Strengthened		14 MJ Integrtd	14 MJ Integrtd				
7 Days - 11/07/23 to 11/14/23	ENERGY - Major Integrated Oil & Gas	Period 6 of 10	14	-2%	2%	5%	Strengthened		14 MJ Integrtd->	14 MJ Integrtd->				
7 Days - 10/31/23 to 11/07/23	ENERGY - Major Integrated Oil & Gas	Period 7 of 10	14	-6%	-2%	3%	Weakened		<MJ Integrtd 14	<MJ Integrtd 14				
7 Days - 10/24/23 to 10/31/23	ENERGY - Major Integrated Oil & Gas	Period 8 of 10	14	-12%	-3%	2%	Weakened		<MJ Integrtd 14	<MJ Integrtd 14				
7 Days - 10/17/23 to 10/24/23	ENERGY - Major Integrated Oil & Gas	Period 9 of 10	14	-18%	-5%	-2%	Weakened		<MJ Integrtd 14	<MJ Integrtd 14				
7 Days - 10/10/23 to 10/17/23	ENERGY - Major Integrated Oil & Gas	Period 10 of 10	14	1%	4%	14%	Strengthened		<MJ Integrtd 14	<MJ Integrtd 14				
7 Days - 12/12/23 to 12/19/23	ENERGY - Oil & Gas Drilling & Exploration	Period 1 of 10 (Current)	4	5%	9%	11%	Strengthened		4 Drill/Explr->	4 Drill/Explr->				
7 Days - 12/05/23 to 12/12/23	ENERGY - Oil & Gas Drilling & Exploration	Period 2 of 10	4	-18%	-8%	-4%	Weakened		<Drill/Explr 4	<Drill/Explr 4				
7 Days - 11/28/23 to 12/05/23	ENERGY - Oil & Gas Drilling & Exploration	Period 3 of 10	4	-21%	-8%	-2%	Unchanged		4 Drill/Explr	4 Drill/Explr				
7 Days - 11/21/23 to 11/28/23	ENERGY - Oil & Gas Drilling & Exploration	Period 4 of 10	4	-4%	2%	18%	Unchanged		4 Drill/Explr	4 Drill/Explr				
7 Days - 11/14/23 to 11/21/23	ENERGY - Oil & Gas Drilling & Exploration	Period 5 of 10	4	-23%	-7%	4%	Unchanged		4 Drill/Explr	4 Drill/Explr				
7 Days - 11/07/23 to 11/14/23	ENERGY - Oil & Gas Drilling & Exploration	Period 6 of 10	4	1%	3%	9%	Unchanged		4 Drill/Explr	4 Drill/Explr				
7 Days - 10/31/23 to 11/07/23	ENERGY - Oil & Gas Drilling & Exploration	Period 7 of 10	4	-54%	-9%	-5%	Weakened		4 Drill/Explr	4 Drill/Explr				
7 Days - 10/24/23 to 10/31/23	ENERGY - Oil & Gas Drilling & Exploration	Period 8 of 10	4	-5%	1%	3%	Unchanged		4 Drill/Explr	4 Drill/Explr				
7 Days - 10/17/23 to 10/24/23	ENERGY - Oil & Gas Drilling & Exploration	Period 9 of 10	4	-7%	5%	-3%	Weakened		<Drill/Explr 4	<Drill/Explr 4				
7 Days - 10/10/23 to 10/17/23	ENERGY - Oil & Gas Drilling & Exploration	Period 10 of 10	4	-7%	-1%	2%	Unchanged		4 Drill/Explr	4 Drill/Explr				
7 Days - 12/12/23 to 12/19/23	ENERGY - Oil & Gas Equipment & Services	Period 1 of 10 (Current)	33	2%	9%	22%	Strengthened		33 Equip/Serv->	33 Equip/Serv->				
7 Days - 12/05/23 to 12/12/23	ENERGY - Oil & Gas Equipment & Services	Period 2 of 10	33	-11%	-4%	5%	Weakened		33 Equip/Serv	33 Equip/Serv				
7 Days - 11/28/23 to 12/05/23	ENERGY - Oil & Gas Equipment & Services	Period 3 of 10	33	-7%	-1%	8%	Weakened		<Equip/Serv 33	<Equip/Serv 33				
7 Days - 11/21/23 to 11/28/23	ENERGY - Oil & Gas Equipment & Services	Period 4 of 10	33	-8%	1%	5%	Unchanged		33 Equip/Serv	33 Equip/Serv				
7 Days - 11/14/23 to 11/21/23	ENERGY - Oil & Gas Equipment & Services	Period 5 of 10	33	-8%	3%	8%	Weakened		33 Equip/Serv	33 Equip/Serv				
7 Days - 11/07/23 to 11/14/23	ENERGY - Oil & Gas Equipment & Services	Period 6 of 10	33	-10%	3%	7%	Strengthened		33 Equip/Serv	33 Equip/Serv				
7 Days - 10/31/23 to 11/07/23	ENERGY - Oil & Gas Equipment & Services	Period 7 of 10	33	-28%	-4%	8%	Weakened		33 Equip/Serv	33 Equip/Serv				
7 Days - 10/24/23 to 10/31/23	ENERGY - Oil & Gas Equipment & Services	Period 8 of 10	33	-17%	-4%	5%	Weakened		<Equip/Serv 33	<Equip/Serv 33				
7 Days - 10/17/23 to 10/24/23	ENERGY - Oil & Gas Equipment & Services	Period 9 of 10	33	-11%	-5%	5%	Weakened		<Equip/Serv 33	<Equip/Serv 33				
7 Days - 10/10/23 to 10/17/23	ENERGY - Oil & Gas Equipment & Services	Period 10 of 10	33	-4%	3%	10%	Strengthened		33 Equip/Serv->	33 Equip/Serv->				
7 Days - 12/12/23 to 12/19/23	ENERGY - Oil & Gas Pipelines	Period 1 of 10 (Current)	27	-6%	3%	7%	Strengthened		27 Pipelines->	27 Pipelines->				
7 Days - 12/05/23 to 12/12/23	ENERGY - Oil & Gas Pipelines	Period 2 of 10	27	-11%	-4%	1%	Weakened		<Pipelines 27	<Pipelines 27				
7 Days - 11/28/23 to 12/05/23	ENERGY - Oil & Gas Pipelines	Period 3 of 10	27	-5%	2%	11%	Strengthened		27 Pipelines->	27 Pipelines->				
7 Days - 11/21/23 to 11/28/23	ENERGY - Oil & Gas Pipelines	Period 4 of 10	28	-5%	1%	3%	Weakened		28 Pipelines	28 Pipelines				
7 Days - 11/14/23 to 11/21/23	ENERGY - Oil & Gas Pipelines	Period 5 of 10	28	-12%	0%	5%	Strengthened		28 Pipelines	28 Pipelines				
7 Days - 11/07/23 to 11/14/23	ENERGY - Oil & Gas Pipelines	Period 6 of 10	28	-11%	2%	29%	Strengthened		28 Pipelines->	28 Pipelines->				
7 Days - 10/31/23 to 11/07/23	ENERGY - Oil & Gas Pipelines	Period 7 of 10	28	-8%	2%	5%	Strengthened		28 Pipelines->	28 Pipelines->				
7 Days - 10/24/23 to 10/31/23	ENERGY - Oil & Gas Pipelines	Period 8 of 10	29	-6%	1%	7%	Weakened		<Pipelines 29	<Pipelines 29				
7 Days - 10/17/23 to 10/24/23	ENERGY - Oil & Gas Pipelines	Period 9 of 10	29	-8%	-2%	4%	Weakened		<Pipelines 29	<Pipelines 29				
7 Days - 10/10/23 to 10/17/23	ENERGY - Oil & Gas Pipelines	Period 10 of 10	29	-9%	2%	8%	Strengthened		29 Pipelines->	29 Pipelines->				
7 Days - 12/12/23 to 12/19/23	ENERGY - Oil & Gas Refining & Marketing	Period 1 of 10 (Current)	19	-4%	7%	16%	Strengthened		19 Refin/Mktg->	19 Refin/Mktg->				
7 Days - 12/05/23 to 12/12/23	ENERGY - Oil & Gas Refining & Marketing	Period 2 of 10	19	-7%	-3%	3%	Weakened		19 Refin/Mktg	19 Refin/Mktg				
7 Days - 11/28/23 to 12/05/23	ENERGY - Oil & Gas Refining & Marketing	Period 3 of 10	19	-6%	0%	6%	Strengthened		19 Refin/Mktg	19 Refin/Mktg				
7 Days - 11/21/23 to 11/28/23	ENERGY - Oil & Gas Refining & Marketing	Period 4 of 10	19	-3%	1%	13%	Unchanged		19 Refin/Mktg	19 Refin/Mktg				
7 Days - 11/14/23 to 11/21/23	ENERGY - Oil & Gas Refining & Marketing	Period 5 of 10	19	-5%	0%	4%	Unchanged		19 Refin/Mktg	19 Refin/Mktg				
7 Days - 11/07/23 to 11/14/23	ENERGY - Oil & Gas Refining & Marketing	Period 6 of 10	19	-3%	3%	16%	Strengthened		19 Refin/Mktg	19 Refin/Mktg				
7 Days - 10/31/23 to 11/07/23	ENERGY - Oil & Gas Refining & Marketing	Period 7 of 10	19	-10%	-1%	8%	Weakened		19 Refin/Mktg	19 Refin/Mktg				
7 Days - 10/24/23 to 10/31/23	ENERGY - Oil & Gas Refining & Marketing	Period 8 of 10	19	-10%	0%	5%	Unchanged		19 Refin/Mktg	19 Refin/Mktg				
7 Days - 10/17/23 to 10/24/23	ENERGY - Oil & Gas Refining & Marketing	Period 9 of 10	19	-6%	3%	3%	Weakened		<Refin/Mktg 19	<Refin/Mktg 19				
7 Days - 10/10/23 to 10/17/23	ENERGY - Oil & Gas Refining & Marketing	Period 10 of 10	19	-8%	0%	7%	Weakened		19 Refin/Mktg	19 Refin/Mktg				

Green Highlight: Strengthened

Red Highlight: Weakened

No Highlight: Unchanged

3

December 19, 2023

For educational purposes only. Not a stock or investment recommendation.

2C. Stocks 1 Week Strongest and Weakest

What: stocks currently rated Strongest/Weakest (highest/lowest of 9 strength ratings)


Why: most interesting stocks for available capital because

- the Strongest have the least amount of overhead supply to dampen breakouts while
- the Weakest may be prone to volatility, subject to big pops from bottom-fishing and short-covering BUT ALSO to bigger and faster falls.

(Not guaranteed and not a recommendation - weak stocks in weakening sub-industries may be better shorts than high-flyers.)

STOCK DETAIL (EDUCATIONAL PURPOSES ONLY/NOT FINANCIAL ADVICE)

Sub-Industry	Ticker	Company	ID1	ID2	% Chg	ID3	Status	9Weakest	5VWeak	2Weaker	6Weak	5Avg	4Strong	3Stronger	2VStrong	1Strongest
ENERGY - Independent Oil & Gas	PNRG	Primeenergy Corporation	11-61-51	49%	8%	12%	1Strongest					PNRG-->	PNRG-->	PNRG-->	PNRG-->	PNRG-->
ENERGY - Independent Oil & Gas	CHRD	Chord Energy Corporation	11-61-51	94%	7%	10%	1Strongest					CHRD-->	CHRD-->	CHRD-->	CHRD-->	CHRD-->
ENERGY - Independent Oil & Gas	VNOM	Viper Energy Partners LP	15-61-51	89%	7%	14%	1Strongest									VNOM
ENERGY - Independent Oil & Gas	GPOR	Gulfport Energy Corp	15-61-51	96%	3%	25%	1Strongest									GPOR
ENERGY - Independent Oil & Gas	VIST	Vista Oil & Gas S.A.B. de C.V.	11-61-51	95%	3%	24%	1Strongest						VIST-->	VIST-->	VIST-->	
ENERGY - Independent Oil & Gas	BPT	BP Prudhoe Bay Royal Trust	95-61-51	7%	16%	47%	9Weakest	BPT								
ENERGY - Independent Oil & Gas	TALO	Talos Energy Inc	95-61-51	36%	15%	1%	9Weakest	TALO								
ENERGY - Independent Oil & Gas	HPK	HighPeak Energy Inc	95-61-51	38%	13%	12%	9Weakest	HPK								
ENERGY - Independent Oil & Gas	REPX	Riley Exploration Permian Inc	95-61-51	41%	12%	18%	9Weakest	REPX								
ENERGY - Independent Oil & Gas	VTLE	Vital Energy Inc.	95-61-51	35%	12%	7%	9Weakest	VTLE								
ENERGY - Independent Oil & Gas	SD	Sandridge Energy Inc	95-61-51	48%	7%	7%	9Weakest	SD								
ENERGY - Independent Oil & Gas	AMPY	Amplify Energy Corp	95-61-51	44%	7%	13%	9Weakest	AMPY								
ENERGY - Independent Oil & Gas	BRY	Berry Corp	95-61-51	47%	7%	8%	9Weakest	BRY								
ENERGY - Independent Oil & Gas	CRK	Comstock Resources Inc	99-61-51	28%	6%	19%	9Weakest	CRK	CRK							
ENERGY - Independent Oil & Gas	PRT	PerrinRock Royalty Trust	95-61-51	38%	6%	18%	9Weakest	PRT								
ENERGY - Independent Oil & Gas	CIVI	Civitas Resources Inc	95-61-51	80%	6%	3%	9Weakest	CIVI								
ENERGY - Independent Oil & Gas	DVN	Devon Energy Corp	95-61-51	55%	5%	7%	9Weakest	DVN								
ENERGY - Independent Oil & Gas	EPM	Evolution Petroleum Corp	95-61-51	50%	5%	16%	9Weakest	EPM								
ENERGY - Independent Oil & Gas	NFG	National Fuel Gas Co	95-61-51	43%	3%	3%	9Weakest	NFG								
ENERGY - Independent Oil & Gas	PBT	Permian Basin Royalty Tr	95-61-51	51%	1%	32%	9Weakest	PBT								
ENERGY - Independent Oil & Gas	SIT	San Juan Basin Roy Tr	95-61-51	27%	-5%	33%	9Weakest	SIT								
ENERGY - Major Integrated Oil & Gas	PBR	Petroleo Brasileiro S.A. Petrobras ADS	11-51-51	85%	8%	16%	1Strongest					PBR-->	PBR-->	PBR-->	PBR-->	PBR-->
ENERGY - Major Integrated Oil & Gas	E	ENI SpA	11-51-51	86%	3%	9%	1Strongest									
ENERGY - Major Integrated Oil & Gas	TTE	TotalEnergies SE	11-51-51	98%	2%	9%	1Strongest									
ENERGY - Major Integrated Oil & Gas	YPF	Ypf Sociedad Anonima	15-51-51	93%	0%	84%	1Strongest									YPF
ENERGY - Major Integrated Oil & Gas	SSL	Sasol Limited ADR	95-51-51	26%	9%	23%	9Weakest	SSL								
ENERGY - Major Integrated Oil & Gas	OXY	Occidental Petro Cp	99-51-51	77%	9%	2%	9Weakest	OXY	OXY							
ENERGY - Major Integrated Oil & Gas	XOM	Exxon Mobil Corporation	95-51-51	81%	5%	5%	9Weakest	XOM								
ENERGY - Major Integrated Oil & Gas	BP	BP P.L.C.	95-51-51	68%	2%	4%	9Weakest	BP								
ENERGY - Oil & Gas Drilling & Exploration	WTI	W & T Offshore	95-71-51	28%	11%	21%	9Weakest	WTI								
ENERGY - Oil & Gas Drilling & Exploration	GPOR	GeoPark Limited	95-71-51	18%	9%	12%	9Weakest	GPOR								
ENERGY - Oil & Gas Drilling & Exploration	POET	POET Technologies Inc	95-71-51	9%	5%	76%	9Weakest	POET								
ENERGY - Oil & Gas Equipment & Services	HLX	Helix Energy Solutions Group Inc	11-61-51	89%	13%	3%	1Strongest					HLX-->	HLX-->	HLX-->	HLX-->	HLX-->
ENERGY - Oil & Gas Equipment & Services	WFRD	Weatherford International plc	11-61-51	96%	13%	24%	1Strongest					WFRD-->	WFRD-->	WFRD-->	WFRD-->	WFRD-->
ENERGY - Oil & Gas Equipment & Services	AROC	Arcochem Inc	15-61-51	100%	9%	38%	1Strongest									AROC
ENERGY - Oil & Gas Equipment & Services	NR	Newpark Resources Inc	11-61-51	74%	8%	32%	1Strongest					NR-->	NR-->	NR-->	NR-->	NR-->
ENERGY - Oil & Gas Equipment & Services	NINE	Nine Energy Service Inc	95-61-51	9%	21%	1%	9Weakest	NINE								
ENERGY - Oil & Gas Equipment & Services	NBR	Nabors Industries Inc	95-61-51	41%	14%	18%	9Weakest	NBR								
ENERGY - Oil & Gas Equipment & Services	CLB	Core Laboratories N.V.	95-61-51	16%	11%	17%	9Weakest	CLB								
ENERGY - Oil & Gas Equipment & Services	DRQ	Drill-Quip Inc	95-61-51	12%	11%	11%	9Weakest	DRQ								
ENERGY - Oil & Gas Equipment & Services	RIG	Transocean Ltd	95-61-51	62%	10%	10%	9Weakest	RIG								
ENERGY - Oil & Gas Equipment & Services	OIS	Oil States Intl	95-61-51	29%	9%	8%	9Weakest	OIS								
ENERGY - Oil & Gas Equipment & Services	RES	RPC Inc	99-61-51	50%	8%	6%	9Weakest	RES	RES							
ENERGY - Oil & Gas Equipment & Services	SOI	Solaris Oilfield Infrastructure	99-61-51	27%	5%	8%	9Weakest	SOI	SOI							
ENERGY - Oil & Gas Equipment & Services	PTEN	Patterson-UTI Energy Inc	95-61-51	52%	4%	12%	9Weakest	PTEN								
ENERGY - Oil & Gas Pipelines	GEL	Genesis Energy (L.P.)	11-31-51	44%	7%	15%	1Strongest					GEL-->	GEL-->	GEL-->	GEL-->	GEL-->
ENERGY - Oil & Gas Pipelines	ET	Energy Transfer Equity LP	11-31-51	83%	5%	6%	1Strongest					ET-->	ET-->	ET-->	ET-->	ET-->
ENERGY - Oil & Gas Pipelines	OKE	Okeok Inc	11-31-51	87%	5%	7%	1Strongest					OKE-->	OKE-->	OKE-->	OKE-->	OKE-->
ENERGY - Oil & Gas Pipelines	ETRN	Equitrans Midstream	15-31-51	34%	4%	24%	1Strongest									ETRN
ENERGY - Oil & Gas Pipelines	HESM	Hess Midstream GP LLC	11-31-51	88%	3%	6%	1Strongest									
ENERGY - Oil & Gas Pipelines	KMI	Kinder Morgan Inc	11-31-51	62%	2%	3%	1Strongest					KMI-->	KMI-->	KMI-->	KMI-->	KMI-->
ENERGY - Oil & Gas Pipelines	MPLX	MPLX LP	11-31-51	99%	2%	4%	1Strongest									MPLX-->
ENERGY - Oil & Gas Pipelines	NFE	New Fortress Energy Inc	11-31-51	54%	2%	2%	1Strongest									NFE-->
ENERGY - Oil & Gas Pipelines	LNG	Cheniere Energy Inc	11-31-51	94%	1%	9%	1Strongest									LNG-->
ENERGY - Oil & Gas Pipelines	NS	Nustar Energy LP	15-31-51	50%	1%	8%	1Strongest									NS
ENERGY - Oil & Gas Pipelines	FLNG	FLEX LNG Ltd	95-31-51	79%	6%	4%	9Weakest	FLNG								
ENERGY - Oil & Gas Refining & Marketing	DINO	Hif Sinclair Corporation	11-41-51	84%	13%	14%	1Strongest					DINO-->	DINO-->	DINO-->	DINO-->	DINO-->
ENERGY - Oil & Gas Refining & Marketing	PARR	Par Pacific Holdings Inc	11-41-51	99%	11%	24%	1Strongest					PARR-->	PARR-->	PARR-->	PARR-->	PARR-->
ENERGY - Oil & Gas Refining & Marketing	SUN	Sunoco LP	15-41-51	100%	10%	25%	1Strongest									SUN
ENERGY - Oil & Gas Refining & Marketing	GLP	Global Partners LP	15-41-51	100%	9%	30%	1Strongest									GLP
ENERGY - Oil & Gas Refining & Marketing	MPC	Marathon Petroleum Corp	11-41-51	98%	7%	15%	1Strongest					MPC-->	MPC-->	MPC-->	MPC-->	MPC-->
ENERGY - Oil & Gas Refining & Marketing	PSX	Phillips 66	15-41-51	100%	7%	24%	1Strongest									PSX
ENERGY - Oil & Gas Refining & Marketing	DK	Delek US Holdings Inc	11-41-51	53%	6%	8%	1Strongest					DK-->	DK-->	DK-->	DK-->	DK-->
ENERGY - Oil & Gas Refining & Marketing	CAPL	CrossAmerica Partners LP	15-41-51	92%	1%	9%	1Strongest									CAPL
ENERGY - Oil & Gas Refining & Marketing	AE	Adams Resources & Energy Inc	95-41-51	25%	8%	21%	9Weakest	AE								



Strongest to Weakest stocks ratio is 31:34 (21% and 23% of total) 12/12/23 to 12/19/23.

Green Highlight: Strengthened

Red Highlight: Weakened

No Highlight: Unchanged

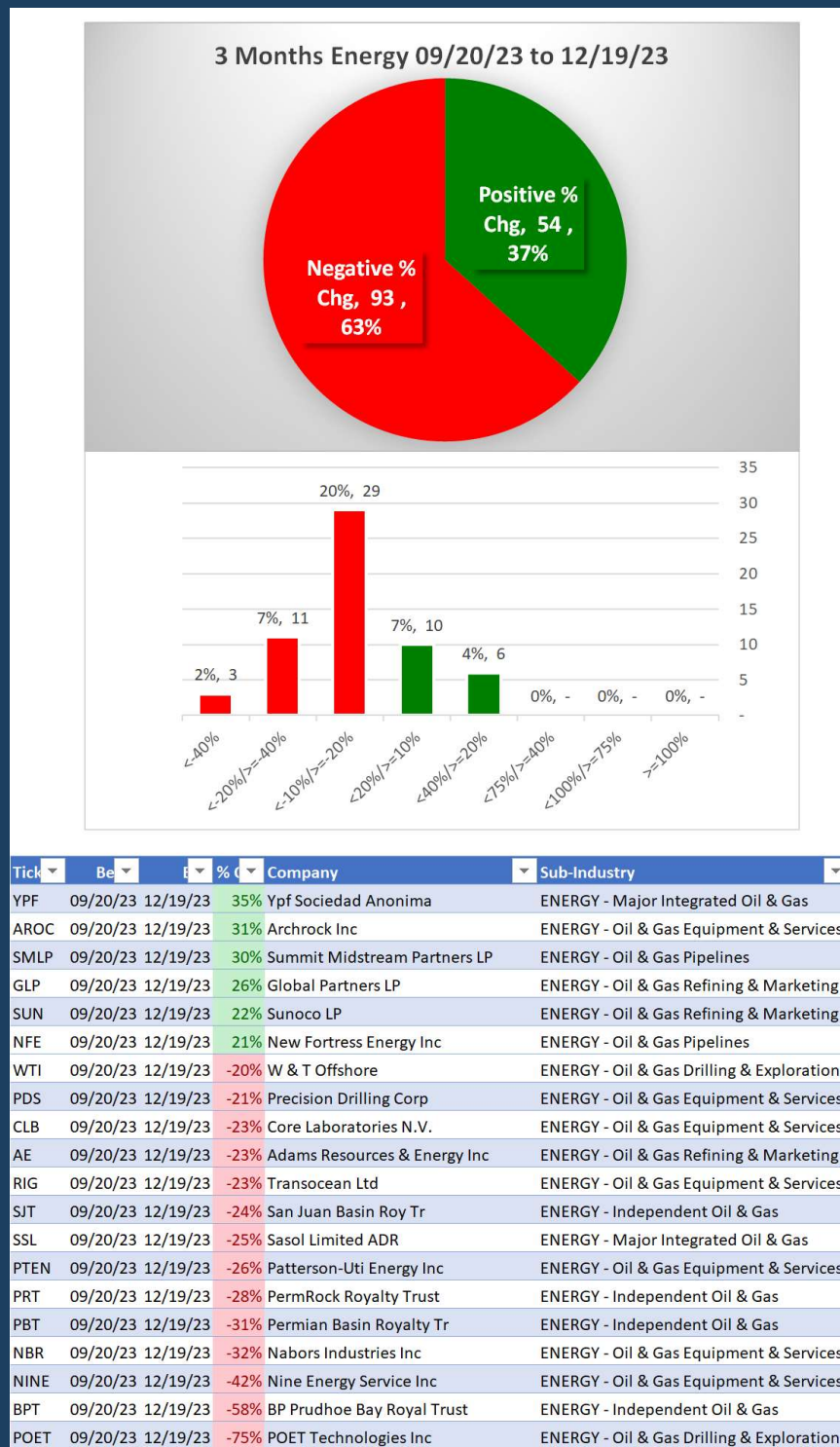
4

December 19, 2023

For educational purposes only. Not a stock or investment recommendation.

3. STRENGTH BY LOOKBACK PERIOD (with Best/Worst stocks)

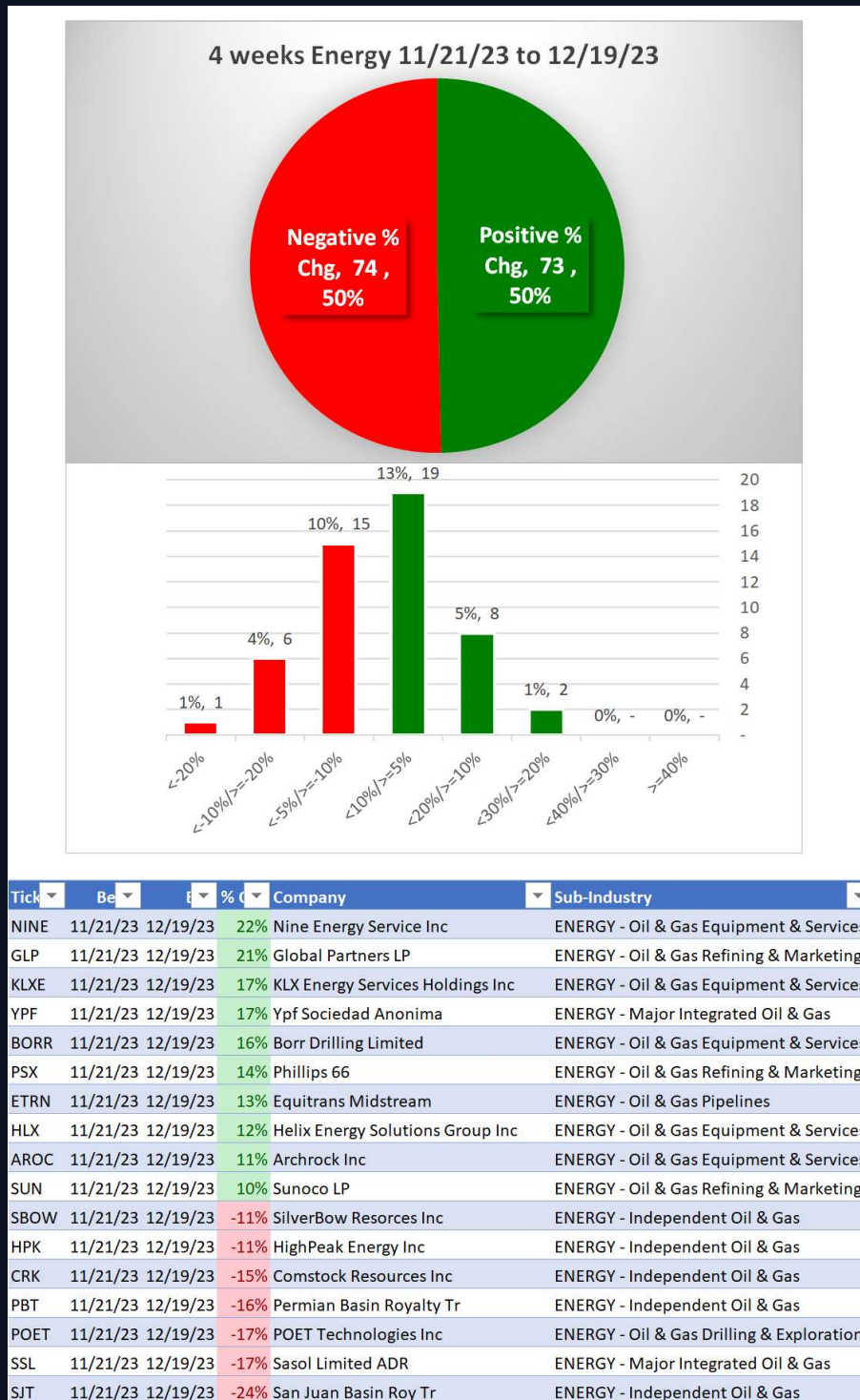
3A. Lookback 3 Months



6 stocks >+20% and 14 stocks <-20% (4% and 10% of total) 09/20/23 to 12/19/23.

3. STRENGTH BY LOOKBACK PERIOD (with Best/Worst stocks)

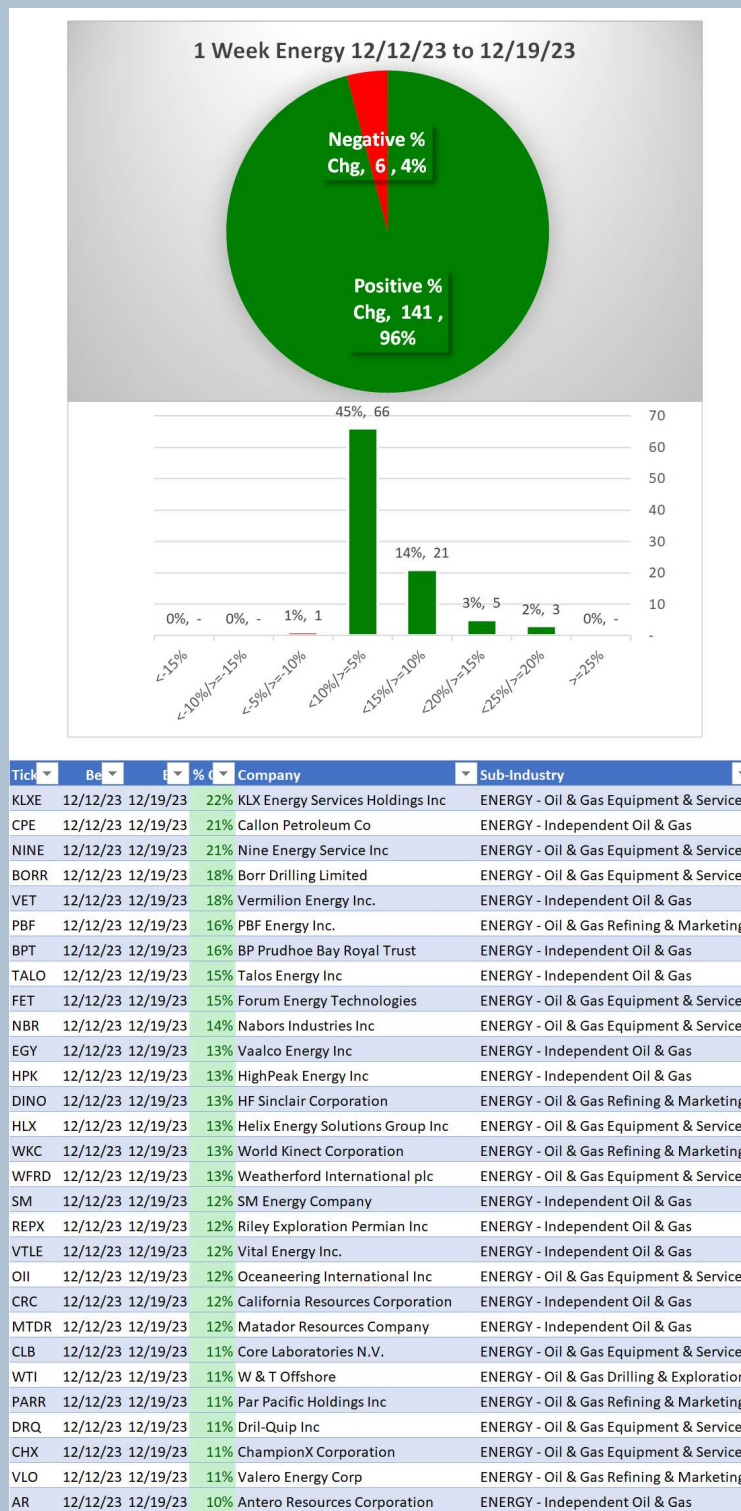
3B. Lookback 4 Weeks



10 stocks >+10% and 7 stocks <-10% (7% and 5% of total) 11/21/23 to 12/19/23.

3. STRENGTH BY LOOKBACK PERIOD (with Best/Worst stocks)

3C. Lookback 1 Week



29 stocks >+10% and 0 stocks <-10% (20% and 0% of total) 12/12/23 to 12/19/23.