

Industry Status: Energy

1 week 11/28/23 to 12/05/23								
9Weakest	8VWeak	7Weaker	6Weak	5Avg	4Strong	3Stronger	2VStrong	1Strongest
.	.	.	.	147 ENERGY
.	.	.	50 Independt
.	.	.	<-Mj Integrtd 14	<-Mj Integrtd 14
.	.	4 Drill/Explr
.	.	<-Equip/Serv 33	<-Equip/Serv 33
.	27 Pipelines	.	.
.	.	.	.	19 Refin/Mktg
.
.

December 05, 2023

UNCHANGED at AVERAGE strength rating
(5th strongest of 9 levels)
previous move was DOWN

XOM and CVX both rated Weakest, 1 month YPF +69%, NFE +39%

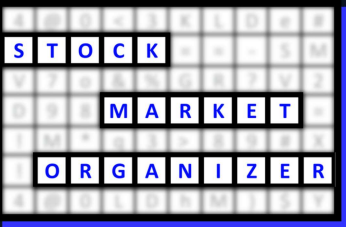


Table of Contents

1	1. INDUSTRY OVERVIEW	
		1A. Performance
		1B. Background
2	2. SUB-INDUSTRIES AND STOCK DETAIL	
		2A. Sub-Industries Overview
		2B. Sub-Industries 10-Week Strengthening Analysis
		2C. Stocks 1 Week Strongest and Weakest
5	3. STRENGTH BY LOOKBACK PERIOD (with Best/Worst stocks)	
		3A. Lookback 3 Months
		3B. Lookback 4 weeks
		3C. Lookback 1 Week

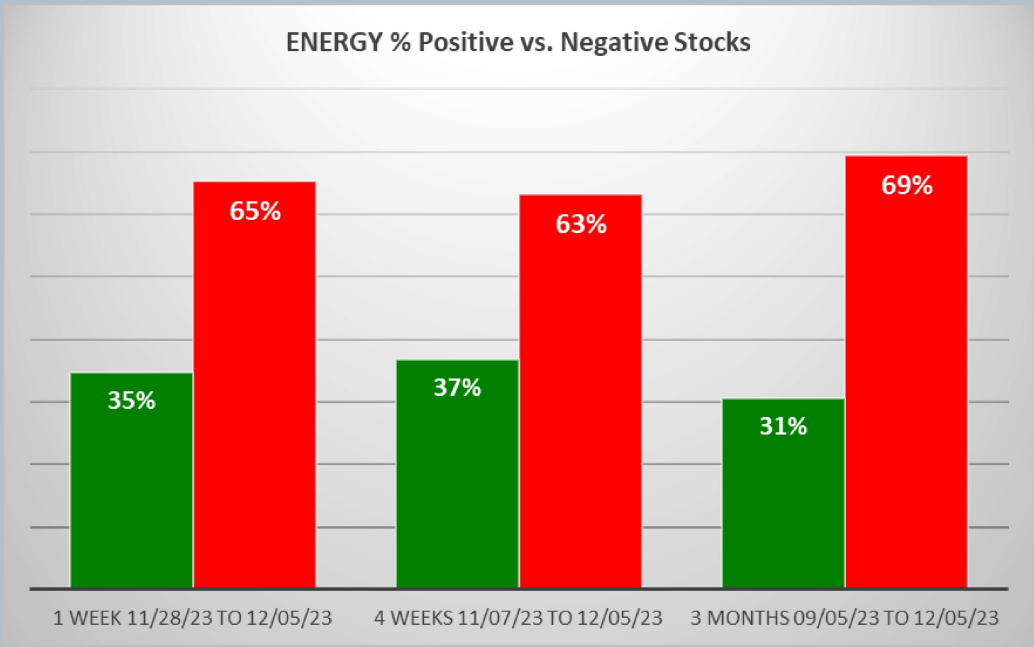
1. INDUSTRY OVERVIEW

1A. Performance

Past 10 Weeks Strengthening/Weakening week-by-week, per the following chart:

9Weakest	8VWeak	7Weaker	6Weak	5Avg	4Strong	3Stronger	2VStrong	1Strongest	Period
.	.	.	.	147 ENERGY	7 Days - 11/28/23 to 12/05/23
.	.	.	.	148 ENERGY	7 Days - 11/21/23 to 11/28/23
.	.	.	.	148 ENERGY	7 Days - 11/14/23 to 11/21/23
.	.	.	.	148 ENERGY	7 Days - 11/07/23 to 11/14/23
.	.	.	.	148 ENERGY	7 Days - 10/31/23 to 11/07/23
.	.	.	.	<-ENERGY 150	<-ENERGY 150	.	.	.	7 Days - 10/24/23 to 10/31/23
.	150 ENERGY	.	.	.	7 Days - 10/17/23 to 10/24/23
.	150 ENERGY	.	.	.	7 Days - 10/10/23 to 10/17/23
.	.	.	.	150 ENERGY->	150 ENERGY->	.	.	.	7 Days - 10/03/23 to 10/10/23
.	.	.	.	<-ENERGY 150	<-ENERGY 150	.	.	.	7 Days - 09/26/23 to 10/03/23

Mixed/WEAKENING 1 Week vs. Mid- and Longer-Term // 1 week positive/negative stocks ratio is LOWER than 4 weeks but HIGHER than 3 Months, per the following chart:



1B. Background

Largest of 6 sub-industries (147 stocks, average 25):

- * Independent Oil & Gas (50 stocks)
- * Oil & Gas Equipment & Services (33 stocks)
- * Oil & Gas Pipelines (27 stocks)
- * Oil & Gas Refining & Marketing (19 stocks)
- * Major Integrated Oil & Gas (14 stocks)

Top 10 by Market Capitalization:

XOM/Exxon Mobil Corporation, CVX/Chevron Corp, TTE/TotalEnergies SE, COP/ConocoPhillips, BP/BP P.L.C., PBR/Petroleo Brasileiro S.A. Petrobras ADS, EQNR/Equinor ASA, SLB/Schlumberger Ltd, CNQ/Canadian Natural Res Ltd, EOG/Eog Resources Inc

2. SUB-INDUSTRIES AND STOCKS DETAIL

2A. Sub-Industries Overview

Strengthened: 0/6 sub-industries

Weakened: 2/6 sub-industries

STRONGEST at Stronger rating/3rd strongest of 9 levels:

- * Oil & Gas Pipelines (27 stocks)

WEAKEST at Weaker rating/7th strongest of 9 levels:

- * Oil & Gas Drilling & Exploration (4 stocks)
- * Oil & Gas Equipment & Services (33 stocks)

2B. Sub-Industries 10-Week Strengthening Analysis

What: recent week-by-week strength changes for the industry and its sub-industries
Why: objective measurement of strengthening and weakening enabling comparison within and across industries and sub-industries

INDUSTRY CURRENT PERIOD SUMMARY										1 week 11/28/23 to 12/05/23											
Length - Begin/End	Industry/Sub-Industry	Period	#	Min	Avg	Max	Status	WWeakest	WWeak	WWeaker	WWeak	WStrong	WStronger	WStrongest	WStrongest	WStrongest	WStrongest	WStrongest	WStrongest	WStrongest	WStrongest
7 Days - 11/28/23 to 12/05/23	ENERGY	Period 1 of 10 (Current)	147	-21%	-1%	11%	Unchanged														
7 Days - 11/28/23 to 12/05/23	ENERGY - Independent Oil & Gas	Period 1 of 10 (Current)	50	-8%	-1%	5%	Unchanged														
7 Days - 11/28/23 to 12/05/23	ENERGY - Major Integrated Oil & Gas	Period 1 of 10 (Current)	14	-12%	-1%	2%	Weakened														
7 Days - 11/28/23 to 12/05/23	ENERGY - Oil & Gas Drilling & Exploration	Period 1 of 10 (Current)	4	-21%	-1%	-2%	Unchanged														
7 Days - 11/28/23 to 12/05/23	ENERGY - Oil & Gas Equipment & Services	Period 1 of 10 (Current)	33	-7%	-1%	8%	Weakened														
7 Days - 11/28/23 to 12/05/23	ENERGY - Oil & Gas Pipelines	Period 1 of 10 (Current)	27	-5%	-1%	11%	Strengthened														
7 Days - 11/28/23 to 12/05/23	ENERGY - Oil & Gas Refining & Marketing	Period 1 of 10 (Current)	19	-6%	-1%	8%	Strengthened														
7 Days - 11/28/23 to 12/05/23		Period 1 of 10 (Current)																			
7 Days - 11/28/23 to 12/05/23		Period 1 of 10 (Current)																			
PREVIOUS WEEKS (EDUCATIONAL PURPOSES ONLY/NOT A STOCK OR INVESTMENT RECOMMENDATION)																					
Length - Begin/End	Industry/Sub-Industry	Period	#	Min	Avg	Max	Status	WWeakest	WWeak	WWeaker	WWeak	WStrong	WStronger	WStrongest	WStrongest	WStrongest	WStrongest	WStrongest	WStrongest	WStrongest	WStrongest
7 Days - 11/28/23 to 12/05/23	ENERGY	Period 1 of 10 (Current)	147	-21%	-1%	11%	Unchanged														
7 Days - 11/21/23 to 11/28/23	ENERGY	Period 2 of 10	148	-8%	-1%	10%	Unchanged														
7 Days - 11/14/23 to 11/21/23	ENERGY	Period 3 of 10	148	-25%	-1%	42%	Weakened														
7 Days - 11/07/23 to 11/14/23	ENERGY	Period 4 of 10	148	-16%	-1%	29%	Strengthened														
7 Days - 10/31/23 to 11/07/23	ENERGY	Period 5 of 10	148	-54%	-1%	8%	Weakened														
7 Days - 10/24/23 to 10/31/23	ENERGY	Period 6 of 10	150	-21%	-1%	7%	Weakened														
7 Days - 10/17/23 to 10/24/23	ENERGY	Period 7 of 10	150	-18%	-1%	5%	Weakened														
7 Days - 10/10/23 to 10/17/23	ENERGY	Period 8 of 10	150	-12%	-1%	14%	Strengthened														
7 Days - 10/03/23 to 10/10/23	ENERGY	Period 9 of 10	150	-15%	-1%	21%	Strengthened														
7 Days - 09/26/23 to 10/03/23	ENERGY	Period 10 of 10	150	-16%	-1%	30%	Weakened														
7 Days - 11/28/23 to 12/05/23	ENERGY - Independent Oil & Gas	Period 1 of 10 (Current)	50	-8%	-1%	5%	Unchanged														
7 Days - 11/21/23 to 11/28/23	ENERGY - Independent Oil & Gas	Period 2 of 10	50	-4%	-1%	3%	Unchanged														
7 Days - 11/14/23 to 11/21/23	ENERGY - Independent Oil & Gas	Period 3 of 10	50	-7%	-1%	13%	Weakened														
7 Days - 11/07/23 to 11/14/23	ENERGY - Independent Oil & Gas	Period 4 of 10	50	-12%	-1%	7%	Unchanged														
7 Days - 10/31/23 to 11/07/23	ENERGY - Independent Oil & Gas	Period 5 of 10	50	-18%	-1%	6%	Weakened														
7 Days - 10/24/23 to 10/31/23	ENERGY - Independent Oil & Gas	Period 6 of 10	51	-21%	-1%	6%	Weakened														
7 Days - 10/17/23 to 10/24/23	ENERGY - Independent Oil & Gas	Period 7 of 10	51	-8%	-1%	4%	Weakened														
7 Days - 10/10/23 to 10/17/23	ENERGY - Independent Oil & Gas	Period 8 of 10	51	-12%	-1%	12%	Strengthened														
7 Days - 10/03/23 to 10/10/23	ENERGY - Independent Oil & Gas	Period 9 of 10	51	-19%	-1%	16%	Strengthened														
7 Days - 09/26/23 to 10/03/23	ENERGY - Independent Oil & Gas	Period 10 of 10	51	-10%	-1%	7%	Weakened														
7 Days - 11/28/23 to 12/05/23	ENERGY - Major Integrated Oil & Gas	Period 1 of 10 (Current)	14	-12%	-1%	2%	Weakened														
7 Days - 11/21/23 to 11/28/23	ENERGY - Major Integrated Oil & Gas	Period 2 of 10	14	-3%	-1%	13%	Weakened														
7 Days - 11/14/23 to 11/21/23	ENERGY - Major Integrated Oil & Gas	Period 3 of 10	14	-7%	-1%	42%	Strengthened														
7 Days - 11/07/23 to 11/14/23	ENERGY - Major Integrated Oil & Gas	Period 4 of 10	14	-2%	-1%	5%	Strengthened														
7 Days - 10/31/23 to 11/07/23	ENERGY - Major Integrated Oil & Gas	Period 5 of 10	14	-6%	-1%	3%	Weakened														
7 Days - 10/24/23 to 10/31/23	ENERGY - Major Integrated Oil & Gas	Period 6 of 10	14	-12%	-1%	2%	Weakened														
7 Days - 10/17/23 to 10/24/23	ENERGY - Major Integrated Oil & Gas	Period 7 of 10	14	-8%	-1%	-2%	Weakened														
7 Days - 10/10/23 to 10/17/23	ENERGY - Major Integrated Oil & Gas	Period 8 of 10	14	-1%	-1%	14%	Strengthened														
7 Days - 10/03/23 to 10/10/23	ENERGY - Major Integrated Oil & Gas	Period 9 of 10	14	-5%	-1%	7%	Strengthened														
7 Days - 09/26/23 to 10/03/23	ENERGY - Major Integrated Oil & Gas	Period 10 of 10	14	-5%	-1%	2%	Weakened														
7 Days - 11/28/23 to 12/05/23	ENERGY - Oil & Gas Drilling & Exploration	Period 1 of 10 (Current)	4	-21%	-1%	-2%	Unchanged														
7 Days - 11/21/23 to 11/28/23	ENERGY - Oil & Gas Drilling & Exploration	Period 2 of 10	4	-4%	-1%	18%	Unchanged														
7 Days - 11/14/23 to 11/21/23	ENERGY - Oil & Gas Drilling & Exploration	Period 3 of 10	4	-25%	-1%	4%	Unchanged														
7 Days - 11/07/23 to 11/14/23	ENERGY - Oil & Gas Drilling & Exploration	Period 4 of 10	4	-1%	-1%	9%	Unchanged														
7 Days - 10/31/23 to 11/07/23	ENERGY - Oil & Gas Drilling & Exploration	Period 5 of 10	4	-54%	-1%	-5%	Weakened														
7 Days - 10/24/23 to 10/31/23	ENERGY - Oil & Gas Drilling & Exploration	Period 6 of 10	4	-5%	-1%	3%	Weakened														
7 Days - 10/17/23 to 10/24/23	ENERGY - Oil & Gas Drilling & Exploration	Period 7 of 10	4	-7%	-1%	-3%	Weakened														
7 Days - 10/10/23 to 10/17/23	ENERGY - Oil & Gas Drilling & Exploration	Period 8 of 10	4	-7%	-1%	2%	Unchanged														
7 Days - 10/03/23 to 10/10/23	ENERGY - Oil & Gas Drilling & Exploration	Period 9 of 10	4	-2%	-1%	8%	Strengthened														
7 Days - 09/26/23 to 10/03/23	ENERGY - Oil & Gas Drilling & Exploration	Period 10 of 10	4	-9%	-1%	2%	Weakened														
7 Days - 11/28/23 to 12/05/23	ENERGY - Oil & Gas Equipment & Services	Period 1 of 10 (Current)	33	-7%	-1%	8%	Weakened														
7 Days - 11/21/23 to 11/28/23	ENERGY - Oil & Gas Equipment & Services	Period 2 of 10	33	-8%	-1%	5%	Unchanged														
7 Days - 11/14/23 to 11/21/23	ENERGY - Oil & Gas Equipment & Services	Period 3 of 10	33	-9%	-1%	8%	Weakened														
7 Days - 11/07/23 to 11/14/23	ENERGY - Oil & Gas Equipment & Services	Period 4 of 10	33	-16%	-1%	7%	Strengthened														
7 Days - 10/31/23 to 11/07/23	ENERGY - Oil & Gas Equipment & Services	Period 5 of 10	33	-28%	-1%	8%	Weakened														
7 Days - 10/24/23 to 10/31/23	ENERGY - Oil & Gas Equipment & Services	Period 6 of 10	33	-13%	-1%	5%	Weakened														
7 Days - 10/17/23 to 10/24/23	ENERGY - Oil & Gas Equipment & Services	Period 7 of 10	33	-11%	-1%	5%	Weakened														
7 Days - 10/10/23 to 10/17/23	ENERGY - Oil & Gas Equipment & Services	Period 8 of 10	33	-4%	-1%	10%	Strengthened														
7 Days - 10/03/23 to 10/10/23	ENERGY - Oil & Gas Equipment & Services	Period 9 of 10	33	-5%	-1%	21%	Weakened														
7 Days - 09/26/23 to 10/03/23	ENERGY - Oil & Gas Equipment & Services	Period 10 of 10	33	-16%	-1%	2%	Weakened														
7 Days - 11/28/23 to 12/05/23	ENERGY - Oil & Gas Pipelines	Period 1 of 10 (Current)	27	-5%	-1%	11%	Strengthened														
7 Days - 11/21/23 to 11/28/23	ENERGY - Oil & Gas Pipelines	Period 2 of 10	28	-5%	-1%	3%	Weakened														
7 Days - 11/14/23 to 11/21/23	ENERGY - Oil & Gas Pipelines	Period 3 of 10	28	-12%	-1%	5%	Strengthened														
7 Days - 11/07/23 to 11/14/23	ENERGY - Oil & Gas Pipelines	Period 4 of 10	28	-1%	-1%	29%	Strengthened														
7 Days - 10/31/23 to 11/07/23	ENERGY - Oil & Gas Pipelines	Period 5 of 10	28	-9%	-1%	5%	Strengthened														
7 Days - 10/24/23 to 10/31/23	ENERGY - Oil & Gas Pipelines	Period 6 of 10	28	-6%	-1%	7%	Weakened														
7 Days - 10/17/23 to 10/24/23	ENERGY - Oil & Gas Pipelines	Period 7 of 10	29	-8%	-1%	4%	Weakened														
7 Days - 10/10/23 to 10/17/23	ENERGY - Oil & Gas Pipelines	Period 8 of 10	29	-9%	-1%	8%	Strengthened														
7 Days - 10/03/23 to 10/10/23	ENERGY - Oil & Gas Pipelines	Period 9 of 10	29	0%	-1%	12%	Strengthened														
7 Days - 09/26/23 to 10/03/23	ENERGY - Oil & Gas Pipelines	Period 10 of 10	29	-6%	-1%	30%	Weakened														
7 Days - 11/28/23 to 12/05/23	ENERGY - Oil & Gas Refining & Marketing	Period 1 of 10 (Current)	19	-6%	-1%	8%	Strengthened														
7 Days - 11/21/23 to 11/28/23	ENERGY - Oil & Gas Refining & Marketing	Period 2 of 10	19	-3%	-1%	13%	Un														

2C. Stocks 1 Week Strongest and Weakest

What: stocks currently rated Strongest/Weakest (highest/lowest of 9 strength ratings)

Why: most interesting stocks for available capital because

- the Strongest have the least amount of overhead supply to dampen breakouts while
- the Weakest may be prone to volatility, subject to big pops from bottom-fishing and short-covering BUT ALSO to bigger and faster falls.

(Not guaranteed and not a recommendation – weak stocks in weakening sub-industries may be better shorts than high-flyers.)

STOCK DETAIL (EDUCATIONAL PURPOSES ONLY/NOT FINANCIAL ADVICE)

Sub-Industry	Ticker	Company	ID1	ID2	% Chg	ID3	Status	9Weakest	9VWeak	7Weaker	6Week	5Avg	4Strong	3Stronger	2VStrong	1Strongest
ENERGY - Independent Oil & Gas	GPOR	Gulfport Energy Corp	15-65-55	100%	5%	33%	1Strongest									GPOR
ENERGY - Independent Oil & Gas	EGY	Vaalco Energy Inc	11-65-55	49%	2%	7%	1Strongest								EGY-->	EGY-->
ENERGY - Independent Oil & Gas	VIST	Vista Oil & Gas S.A.B. de C.V.	15-65-55	96%	2%	29%	1Strongest									VIST
ENERGY - Independent Oil & Gas	CNQ	Canadian Natural Res Ltd	15-65-55	96%	2%	11%	1Strongest									CNQ
ENERGY - Independent Oil & Gas	ESTE	Earthstone Energy	15-65-55	94%	0%	29%	1Strongest									ESTE
ENERGY - Independent Oil & Gas	VNOM	Viper Energy Partners LP	11-65-55	83%	-1%	8%	1Strongest								VNOM-->	VNOM-->
ENERGY - Independent Oil & Gas	EPM	Evolution Petroleum Corp	95-65-55	49%	2%	18%	9Weakest	EPM								
ENERGY - Independent Oil & Gas	REPX	Riley Exploration Permian Inc	95-65-55	37%	1%	24%	9Weakest	REPX								
ENERGY - Independent Oil & Gas	PRT	PermRock Royalty Trust	95-65-55	39%	0%	19%	9Weakest	PRT								
ENERGY - Independent Oil & Gas	NFG	National Fuel Gas Co	95-65-55	40%	-1%	-6%	9Weakest	NFG								
ENERGY - Independent Oil & Gas	DVN	Devon Energy Corp	95-65-55	53%	-2%	11%	9Weakest	DVN								
ENERGY - Independent Oil & Gas	AMPY	Amplify Energy Corp	95-65-55	44%	-3%	15%	9Weakest	AMPY								
ENERGY - Independent Oil & Gas	BRY	Berry Corp	99-65-55	45%	-4%	12%	9Weakest	<--BRY	<--BRY							
ENERGY - Independent Oil & Gas	BPT	BP Prudhoe Bay Royal Trust	95-65-55	8%	-5%	48%	9Weakest	BPT								
ENERGY - Independent Oil & Gas	HPK	HighPeak Energy Inc	95-65-55	39%	-5%	13%	9Weakest	HPK								
ENERGY - Independent Oil & Gas	SJT	San Juan Basin Roy Tr	99-65-55	34%	-8%	22%	9Weakest	<--SJT	<--SJT	<--SJT						
ENERGY - Independent Oil & Gas	PBT	Permian Basin Royalty Tr	95-65-55	55%	-8%	30%	9Weakest	PBT								
ENERGY - Major Integrated Oil & Gas	CVX	Chevron Corp	95-69-55	66%	-2%	10%	9Weakest	CVX								
ENERGY - Major Integrated Oil & Gas	XOM	Exxon Mobil Corporation	99-69-55	78%	-3%	-7%	9Weakest	<--XOM	<--XOM							
ENERGY - Major Integrated Oil & Gas	SSL	Sasol Limited ADR	95-69-55	27%	12%	21%	9Weakest	SSL								
ENERGY - Oil & Gas Drilling & Exploration	WTI	W & T Offshore	95-75-55	27%	-3%	25%	9Weakest	WTI								
ENERGY - Oil & Gas Drilling & Exploration	GPBK	GeoPark Limited	95-75-55	17%	-6%	16%	9Weakest	GPBK								
ENERGY - Oil & Gas Drilling & Exploration	POET	POET Technologies Inc	95-75-55	11%	21%	74%	9Weakest	POET								
ENERGY - Oil & Gas Equipment & Services	NR	Newpark Resources Inc	15-79-55	76%	6%	40%	1Strongest									NR
ENERGY - Oil & Gas Equipment & Services	AROC	Archrock Inc	15-79-55	99%	3%	28%	1Strongest									AROC
ENERGY - Oil & Gas Equipment & Services	NGS	Natural Gas Svcs Grp Inc	15-79-55	73%	-5%	27%	1Strongest									NGS
ENERGY - Oil & Gas Equipment & Services	KLXE	KIX Energy Services Holdings Inc	95-79-55	5%	3%	-8%	9Weakest	KLXE								
ENERGY - Oil & Gas Equipment & Services	FET	Forum Energy Technologies	95-79-55	15%	1%	10%	9Weakest	FET								
ENERGY - Oil & Gas Equipment & Services	CLB	Core Laboratories N.V.	95-79-55	15%	0%	21%	9Weakest	CLB								
ENERGY - Oil & Gas Equipment & Services	RIG	Transocean Ltd	99-79-55	62%	-1%	11%	9Weakest	<--RIG	<--RIG							
ENERGY - Oil & Gas Equipment & Services	OIS	Oil States Intl	95-79-55	28%	-1%	12%	9Weakest	OIS								
ENERGY - Oil & Gas Equipment & Services	NINE	Nine Energy Service Inc	95-79-55	6%	-3%	52%	9Weakest	NINE								
ENERGY - Oil & Gas Equipment & Services	BORR	Borr Drilling Limited	95-79-55	30%	-3%	17%	9Weakest	BORR								
ENERGY - Oil & Gas Equipment & Services	DRO	Drill-Quip Inc	95-79-55	8%	4%	17%	9Weakest	DRO								
ENERGY - Oil & Gas Equipment & Services	PTEN	Patterson-UTI Energy Inc	99-79-55	53%	4%	11%	9Weakest	<--PTEN	<--PTEN							
ENERGY - Oil & Gas Equipment & Services	NBR	Nabors Industries Inc	95-79-55	38%	7%	25%	9Weakest	NBR								
ENERGY - Oil & Gas Pipelines	ETRN	Equitrans Midstream	11-31-55	33%	11%	25%	1Strongest						ETRN-->	ETRN-->	ETRN-->	ETRN-->
ENERGY - Oil & Gas Pipelines	GEL	Genesis Energy (L.P.)	15-31-55	45%	6%	18%	1Strongest									GEL
ENERGY - Oil & Gas Pipelines	NFE	New Fortress Energy Inc	11-31-55	57%	4%	26%	1Strongest							NFE-->	NFE-->	NFE-->
ENERGY - Oil & Gas Pipelines	OKE	Okeok Inc	11-31-55	87%	3%	8%	1Strongest							OKE-->	OKE-->	OKE-->
ENERGY - Oil & Gas Pipelines	COP	Cheniere Energy Partners LP	15-31-55	97%	3%	21%	1Strongest									COP
ENERGY - Oil & Gas Pipelines	ENLC	EnLink Midstream LLC	15-31-55	96%	3%	18%	1Strongest									ENLC
ENERGY - Oil & Gas Pipelines	NS	Nustar Energy LP	15-31-55	54%	3%	14%	1Strongest									NS
ENERGY - Oil & Gas Pipelines	WES	Western Midstream Partners LP	15-31-55	82%	2%	9%	1Strongest									WES
ENERGY - Oil & Gas Pipelines	AM	Antero Midstream Corporation	15-31-55	90%	1%	15%	1Strongest									AM
ENERGY - Oil & Gas Pipelines	DTM	DT Midstream Inc	15-31-55	94%	1%	12%	1Strongest									DTM
ENERGY - Oil & Gas Pipelines	MPLX	MPLX LP	15-31-55	99%	1%	4%	1Strongest									MPLX
ENERGY - Oil & Gas Pipelines	HESM	Hess Midstream GP LLC	15-31-55	91%	0%	10%	1Strongest									HESM
ENERGY - Oil & Gas Pipelines	TRGP	Targa Resources Corp	15-31-55	97%	0%	11%	1Strongest									TRGP
ENERGY - Oil & Gas Pipelines	SMPL	Summit Midstream Partners LP	15-31-55	7%	0%	17%	1Strongest									SMPL
ENERGY - Oil & Gas Pipelines	WMB	Williams Companies Inc	15-31-55	95%	0%	12%	1Strongest									WMB
ENERGY - Oil & Gas Pipelines	FLNG	FLEX LNG Ltd	95-31-55	75%	-2%	-9%	9Weakest	FLNG								
ENERGY - Oil & Gas Refining & Marketing	PSX	Phillips 66	11-51-55	98%	8%	20%	1Strongest									PSX-->
ENERGY - Oil & Gas Refining & Marketing	GLP	Global Partners LP	11-51-55	97%	7%	18%	1Strongest								GLP-->	GLP-->
ENERGY - Oil & Gas Refining & Marketing	CAPL	CrossAmerica Partners LP	15-51-55	95%	0%	12%	1Strongest									CAPL
ENERGY - Oil & Gas Refining & Marketing	MUSA	Murphy USA Inc	15-51-55	95%	0%	19%	1Strongest									MUSA
ENERGY - Oil & Gas Refining & Marketing	SUN	Sunoco LP	15-51-55	95%	-2%	14%	1Strongest									SUN
ENERGY - Oil & Gas Refining & Marketing	AE	Adams Resources & Energy Inc	95-51-55	25%	-3%	25%	9Weakest	AE								

STOCK

MARKET

ORGANIZER



Strongest to Weakest stocks ratio is 29:29 (20% and 20% of total) 11/28/23 to 12/05/23.

Green Highlight: Strengthened

Red Highlight: Weakened

No Highlight: Unchanged

3. STRENGTH BY LOOKBACK PERIOD (with Best/Worst stocks)

3A. Lookback 3 Months



6 stocks >+20% and 27 stocks <-20% (4% and 18% of total) 09/05/23 to 12/05/23.

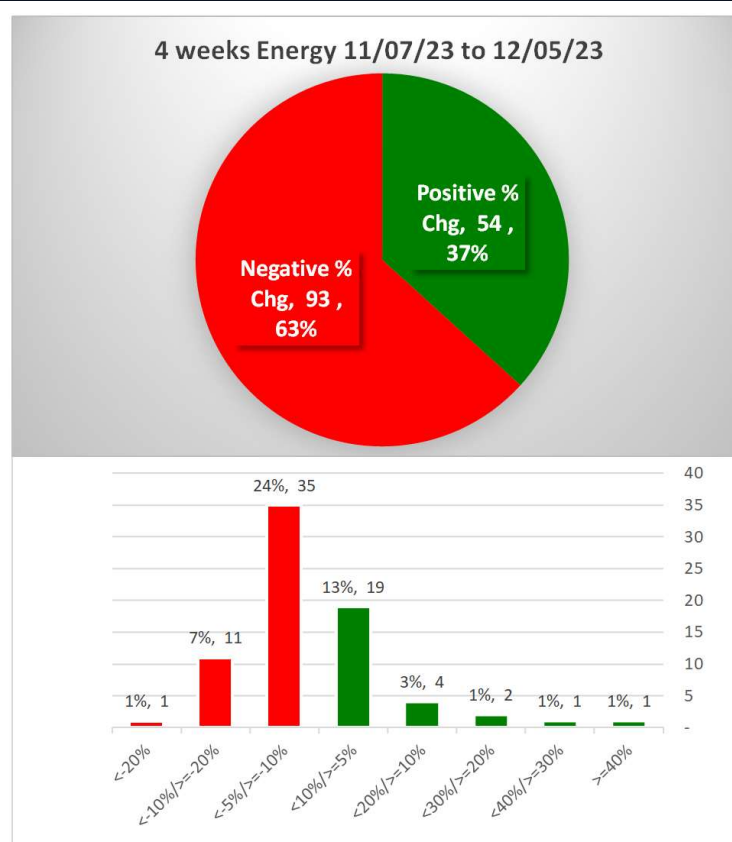
5

December 05, 2023

For educational purposes only. Not a stock or investment recommendation.

3. STRENGTH BY LOOKBACK PERIOD (with Best/Worst stocks)

3B. Lookback 4 Weeks

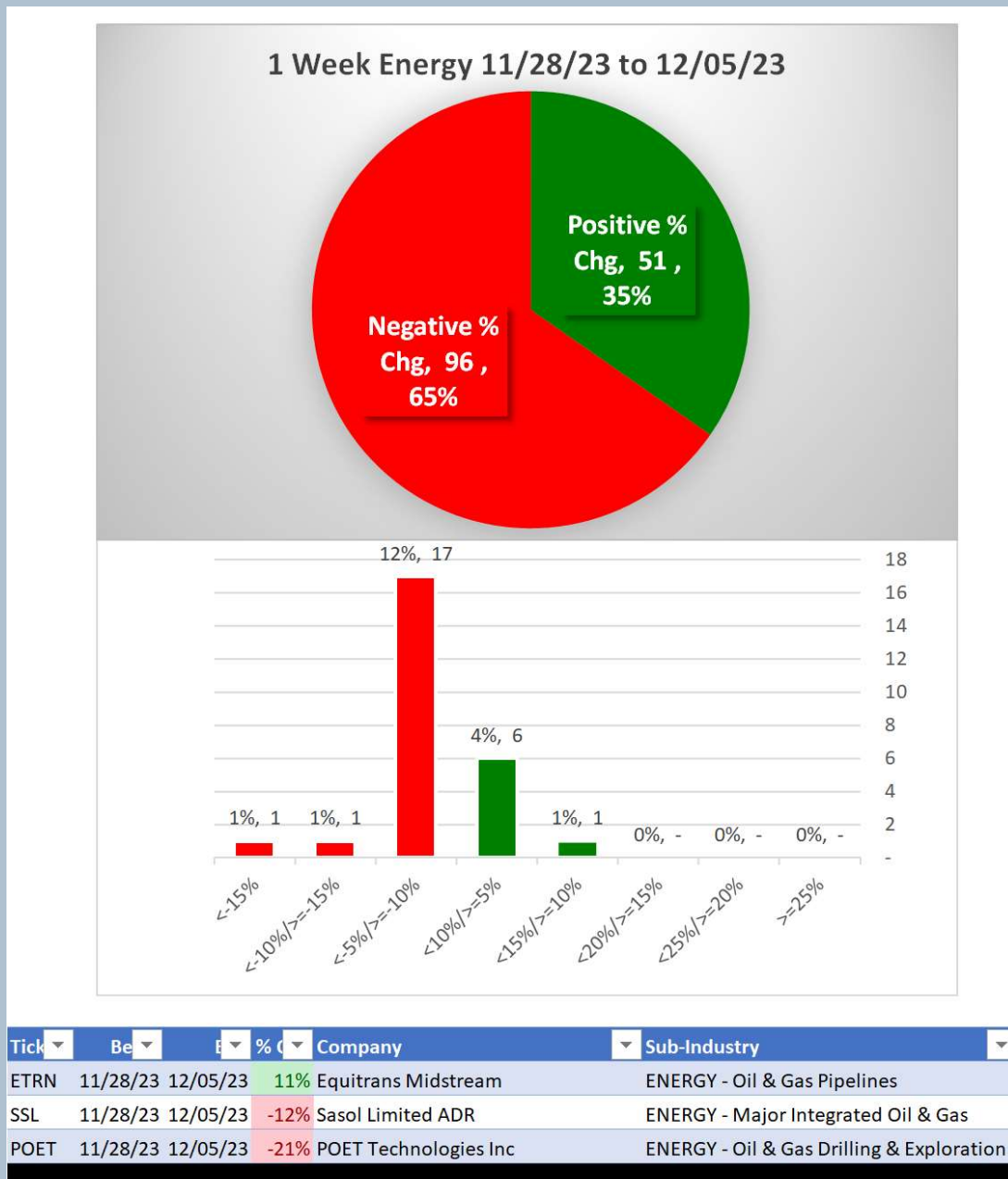


Tick	Be	E	% Chg	Company	Sub-Industry
YPF	11/07/23	12/05/23	69%	Ypf Sociedad Anonima	ENERGY - Major Integrated Oil & Gas
NFE	11/07/23	12/05/23	39%	New Fortress Energy Inc	ENERGY - Oil & Gas Pipelines
CLMT	11/07/23	12/05/23	29%	Calumet Specialty Products Partners	ENERGY - Oil & Gas Refining & Marketing
VIST	11/07/23	12/05/23	20%	Vista Oil & Gas S.A.B. de C.V.	ENERGY - Independent Oil & Gas
GLP	11/07/23	12/05/23	18%	Global Partners LP	ENERGY - Oil & Gas Refining & Marketing
VVV	11/07/23	12/05/23	17%	Valvoline	ENERGY - Oil & Gas Refining & Marketing
ETRN	11/07/23	12/05/23	14%	Equitrans Midstream	ENERGY - Oil & Gas Pipelines
PSX	11/07/23	12/05/23	12%	Phillips 66	ENERGY - Oil & Gas Refining & Marketing
CPE	11/07/23	12/05/23	-10%	Callon Petroleum Co	ENERGY - Independent Oil & Gas
SJT	11/07/23	12/05/23	-10%	San Juan Basin Roy Tr	ENERGY - Independent Oil & Gas
VET	11/07/23	12/05/23	-11%	Vermilion Energy Inc.	ENERGY - Independent Oil & Gas
AE	11/07/23	12/05/23	-12%	Adams Resources & Energy Inc	ENERGY - Oil & Gas Refining & Marketing
REPX	11/07/23	12/05/23	-15%	Riley Exploration Permian Inc	ENERGY - Independent Oil & Gas
WTI	11/07/23	12/05/23	-16%	W & T Offshore	ENERGY - Oil & Gas Drilling & Exploration
SSL	11/07/23	12/05/23	-17%	Sasol Limited ADR	ENERGY - Major Integrated Oil & Gas
BPT	11/07/23	12/05/23	-17%	BP Prudhoe Bay Royal Trust	ENERGY - Independent Oil & Gas
NINE	11/07/23	12/05/23	-18%	Nine Energy Service Inc	ENERGY - Oil & Gas Equipment & Services
AR	11/07/23	12/05/23	-19%	Antero Resources Corporation	ENERGY - Independent Oil & Gas
CRK	11/07/23	12/05/23	-20%	Comstock Resources Inc	ENERGY - Independent Oil & Gas
POET	11/07/23	12/05/23	-24%	POET Technologies Inc	ENERGY - Oil & Gas Drilling & Exploration

8 stocks >+10% and 12 stocks <-10% (5% and 8% of total) 11/07/23 to 12/05/23.

3. STRENGTH BY LOOKBACK PERIOD (with Best/Worst stocks)

3C. Lookback 1 Week



1 stock >+10% and 2 stocks <-10% (1% and 1% of total) 11/28/23 to 12/05/23.