

Industry Status: Diversified Services

1 week 12/11/23 to 12/18/23								
9Weakest	8VWeak	7Weaker	6Weak	5Avg	4Strong	3Stronger	2VStrong	1Strongest
.	144 DIV SVC	.	.	.
.	65 Bus/Mgmt Svc	.	.	.
.	<-Consumer Svc 1	<-Consumer Svc 1	<-Consumer Svc 1	<-Consumer Svc 1
.	14 Educ/Training	.	.
.	8 Personal Svc	.	.	.
.	14 Rent/Lease	.	.
.	.	.	6 Research	.	.	8 Security/Prot	.	.
.	18 Staff/Outsrcng	.	.	.
.	10 Technical Svc	.	.

December 18, 2023

UNCHANGED at **STRONG** strength rating
(**4th** strongest of 9 levels)
previous move was **UP**

1 mo NOTV/APEI/ZG +53%/50%/48%, 1 wk 76% positive stocks

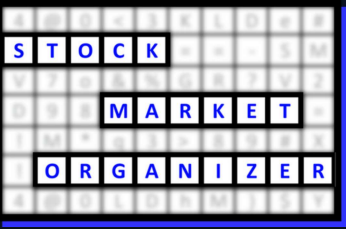


Table of Contents

1	1. INDUSTRY OVERVIEW	
		1A. Performance
		1B. Background
2	2. SUB-INDUSTRIES AND STOCK DETAIL	
		2A. Sub-Industries Overview
		2B. Sub-Industries 10-Week Strengthening Analysis
		2C. Stocks 1 Week Strongest and Weakest
5	3. STRENGTH BY LOOKBACK PERIOD (with Best/Worst stocks)	
		3A. Lookback 3 Months
		3B. Lookback 4 weeks
		3C. Lookback 1 Week

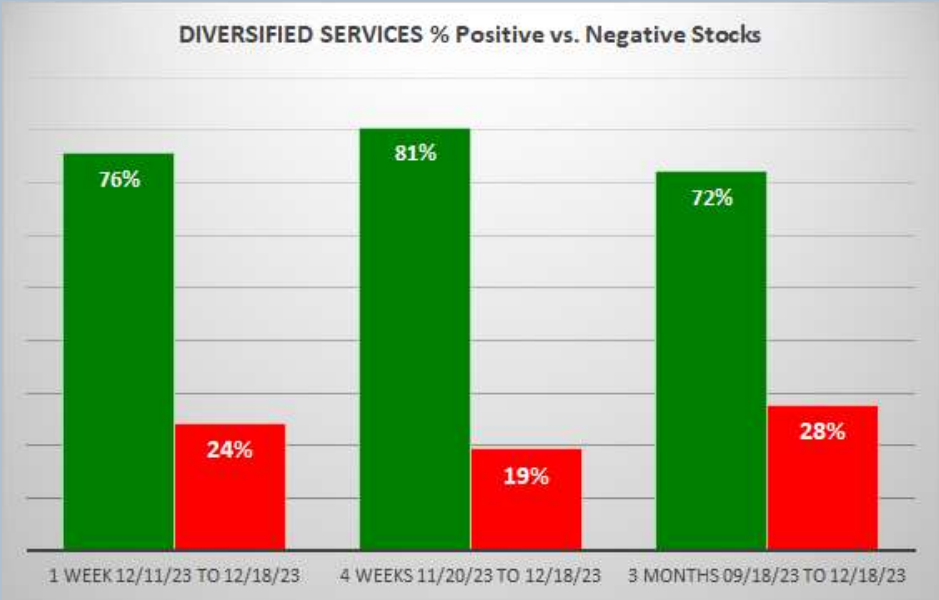
1. INDUSTRY OVERVIEW

1A. Performance

Past 10 Weeks Strengthening/Weakening week-by-week, per the following chart:

9Weakest	8VWeak	7Weaker	6Weak	5Avg	4Strong	3Stronger	2VStrong	1Strongest	Period
*	*	*	*	*	144 DIV SVC	*	*	*	7 Days - 12/11/23 to 12/18/23
*	*	*	*	*	144 DIV SVC	*	*	*	7 Days - 12/04/23 to 12/11/23
*	*	*	*	144 DIV SVC->	144 DIV SVC->	*	*	*	7 Days - 11/27/23 to 12/04/23
*	*	*	*	144 DIV SVC	*	*	*	*	7 Days - 11/20/23 to 11/27/23
*	*	*	144 DIV SVC->	144 DIV SVC->	*	*	*	*	7 Days - 11/13/23 to 11/20/23
*	*	*	<-DIV SVC 144	<-DIV SVC 144	*	*	*	*	7 Days - 11/06/23 to 11/13/23
*	*	*	144 DIV SVC->	144 DIV SVC->	*	*	*	*	7 Days - 10/30/23 to 11/06/23
*	*	*	144 DIV SVC	*	*	*	*	*	7 Days - 10/23/23 to 10/30/23
*	*	*	<-DIV SVC 144	<-DIV SVC 144	*	*	*	*	7 Days - 10/16/23 to 10/23/23
*	*	*	*	144 DIV SVC	*	*	*	*	7 Days - 10/09/23 to 10/16/23

Mixed/WEAKENING 1 Week vs. Mid- and Longer-Term // 1 week positive/negative stocks ratio is LOWER than 4 weeks but HIGHER than 3 Months, per the following chart:



1B. Background

Largest of 9 sub-industries (144 stocks, average 16):

- * Business/Management Services (65 stocks)
- * Staffing & Outsourcing Services (18 stocks)
- * Education & Training Services (14 stocks)
- * Rental & Leasing Services (14 stocks)

Top 10 by Market Capitalization:

V/Visa Inc, MA/Mastercard Incorporated, FI/Fiserv Inc., MCO/Moody's Corporation, CTAS/Cintas Corp, PAYX/Paychex Inc, VRSK/Verisk Analytics Inc, GPN/Global Pmts Inc, URI/United Rentals Inc, FICO/Fair Isaac Inc

2. SUB-INDUSTRIES AND STOCKS DETAIL

2A. Sub-Industries Overview

Strengthened: 0/9 sub-industries

Weakened: 1/9 sub-industries

STRONGEST at Stronger rating/3rd strongest of 9 levels:

- * Education & Training Services (14 stocks)
- * Rental & Leasing Services (14 stocks)
- * Security & Protection Services (8 stocks)
- * Technical Services (10 stocks)

WEAKEST at Weak rating/6th strongest of 9 levels:

- * Research Services (6 stocks)

2B. Sub-Industries 10-Week Strengthening Analysis

What: recent week-by-week strength changes for the industry and its sub-industries
Why: objective measurement of strengthening and weakening enabling comparison within and across industries and sub-industries

INDUSTRY CURRENT PERIOD SUMMARY										1 week 12/11/23 to 12/18/23									
Length - Begin/End	Industry/Sub-Industry	Period	#	Min	Avg	Max	Status	2Week	4Week	7Week	EW	SAvg	4Strong	3Stronger	2VStrong	1Strongest			
7 Days - 12/11/23 to 12/18/23	DIVERSIFIED SERVICES	Period 1 of 10 (Current)	144	-1%	2%	26%	Strengthened						144 DIV SVC						
7 Days - 12/11/23 to 12/18/23	DIVERSIFIED SERVICES - Business/Management Services	Period 1 of 10 (Current)	65	-1%	3%	26%	Strengthened						65 Bus/Mgmt Svc						
7 Days - 12/11/23 to 12/18/23	DIVERSIFIED SERVICES - Consumer Services	Period 1 of 10 (Current)	8	-1%	-10%	-10%	Unchanged						<Consumer Svc 1	<Consumer Svc 1	<Consumer Svc 1	<Consumer Svc 1			
7 Days - 12/11/23 to 12/18/23	DIVERSIFIED SERVICES - Education & Training Services	Period 1 of 10 (Current)	14	-1%	0%	4%	Unchanged						14 Edu/Training						
7 Days - 12/11/23 to 12/18/23	DIVERSIFIED SERVICES - Personal Services	Period 1 of 10 (Current)	8	0%	3%	11%	Strengthened						8 Personal Svc						
7 Days - 12/11/23 to 12/18/23	DIVERSIFIED SERVICES - Rental & Leasing Services	Period 1 of 10 (Current)	14	-1%	5%	12%	Strengthened						14 Rent/Lease						
7 Days - 12/11/23 to 12/18/23	DIVERSIFIED SERVICES - Research Services	Period 1 of 10 (Current)	6	2%	6%	15%	Strengthened				6 Research								
7 Days - 12/11/23 to 12/18/23	DIVERSIFIED SERVICES - Security & Protection Services	Period 1 of 10 (Current)	8	-1%	1%	7%	Strengthened							8 Security/Prot					
7 Days - 12/11/23 to 12/18/23	DIVERSIFIED SERVICES - Staffing & Outsourcing Services	Period 1 of 10 (Current)	18	-1%	1%	7%	Unchanged							18 Staff/Outsorg					
7 Days - 12/11/23 to 12/18/23	DIVERSIFIED SERVICES - Technical Services	Period 1 of 10 (Current)	10	-1%	6%	6%	Unchanged							10 Technical Svc					
PREVIOUS WEEKS (EDUCATIONAL PURPOSES ONLY/NOT A STOCK OR INVESTMENT RECOMMENDATION)																			
Length - Begin/End	Industry/Sub-Industry	Period	#	Min	Avg	Max	Status	2Week	4Week	7Week	EW	SAvg	4Strong	3Stronger	2VStrong	1Strongest			
7 Days - 12/11/23 to 12/18/23	DIVERSIFIED SERVICES	Period 1 of 10 (Current)	144	-1%	2%	26%	Strengthened						144 DIV SVC						
7 Days - 12/04/23 to 12/11/23	DIVERSIFIED SERVICES	Period 2 of 10	144	-1%	4%	40%	Unchanged						144 DIV SVC						
7 Days - 11/27/23 to 12/04/23	DIVERSIFIED SERVICES	Period 3 of 10	144	-1%	0%	40%	Strengthened						144 DIV SVC						
7 Days - 11/20/23 to 11/27/23	DIVERSIFIED SERVICES	Period 4 of 10	144	-1%	0%	25%	Strengthened						144 DIV SVC						
7 Days - 11/13/23 to 11/20/23	DIVERSIFIED SERVICES	Period 5 of 10	144	-1%	1%	25%	Strengthened						144 DIV SVC						
7 Days - 11/06/23 to 11/13/23	DIVERSIFIED SERVICES	Period 6 of 10	144	-1%	1%	33%	Unchanged						144 DIV SVC						
7 Days - 10/30/23 to 11/06/23	DIVERSIFIED SERVICES	Period 7 of 10	144	-1%	5%	25%	Strengthened						144 DIV SVC						
7 Days - 10/23/23 to 10/30/23	DIVERSIFIED SERVICES	Period 8 of 10	144	-1%	-1%	26%	Unchanged						144 DIV SVC						
7 Days - 10/16/23 to 10/23/23	DIVERSIFIED SERVICES	Period 9 of 10	144	-1%	-5%	37%	Unchanged						144 DIV SVC						
7 Days - 10/09/23 to 10/16/23	DIVERSIFIED SERVICES	Period 10 of 10	144	-1%	0%	31%	Unchanged						144 DIV SVC						
7 Days - 12/11/23 to 12/18/23	DIVERSIFIED SERVICES - Business/Management Services	Period 1 of 10 (Current)	65	-1%	3%	26%	Strengthened						65 Bus/Mgmt Svc						
7 Days - 12/04/23 to 12/11/23	DIVERSIFIED SERVICES - Business/Management Services	Period 2 of 10	65	-1%	4%	28%	Unchanged						65 Bus/Mgmt Svc						
7 Days - 11/27/23 to 12/04/23	DIVERSIFIED SERVICES - Business/Management Services	Period 3 of 10	65	-1%	0%	25%	Strengthened						65 Bus/Mgmt Svc						
7 Days - 11/20/23 to 11/27/23	DIVERSIFIED SERVICES - Business/Management Services	Period 4 of 10	65	-1%	1%	18%	Strengthened						65 Bus/Mgmt Svc						
7 Days - 11/13/23 to 11/20/23	DIVERSIFIED SERVICES - Business/Management Services	Period 5 of 10	65	-1%	5%	18%	Strengthened						65 Bus/Mgmt Svc						
7 Days - 11/06/23 to 11/13/23	DIVERSIFIED SERVICES - Business/Management Services	Period 6 of 10	65	-1%	0%	33%	Unchanged						65 Bus/Mgmt Svc						
7 Days - 10/30/23 to 11/06/23	DIVERSIFIED SERVICES - Business/Management Services	Period 7 of 10	65	-1%	5%	25%	Strengthened						65 Bus/Mgmt Svc						
7 Days - 10/23/23 to 10/30/23	DIVERSIFIED SERVICES - Business/Management Services	Period 8 of 10	65	-1%	-2%	17%	Unchanged						65 Bus/Mgmt Svc						
7 Days - 10/16/23 to 10/23/23	DIVERSIFIED SERVICES - Business/Management Services	Period 9 of 10	65	-1%	-5%	37%	Unchanged						65 Bus/Mgmt Svc						
7 Days - 10/09/23 to 10/16/23	DIVERSIFIED SERVICES - Business/Management Services	Period 10 of 10	65	-1%	0%	31%	Unchanged						65 Bus/Mgmt Svc						
7 Days - 12/11/23 to 12/18/23	DIVERSIFIED SERVICES - Consumer Services	Period 1 of 10 (Current)	8	-1%	-10%	-10%	Unchanged						<Consumer Svc 1	<Consumer Svc 1	<Consumer Svc 1	<Consumer Svc 1			
7 Days - 12/04/23 to 12/11/23	DIVERSIFIED SERVICES - Consumer Services	Period 2 of 10	8	0%	0%	0%	Unchanged						<Consumer Svc 1	<Consumer Svc 1	<Consumer Svc 1	<Consumer Svc 1			
7 Days - 11/27/23 to 12/04/23	DIVERSIFIED SERVICES - Consumer Services	Period 3 of 10	8	-1%	0%	1%	Unchanged						1 Consumer Svc	1 Consumer Svc	1 Consumer Svc	1 Consumer Svc			
7 Days - 11/20/23 to 11/27/23	DIVERSIFIED SERVICES - Consumer Services	Period 4 of 10	8	-1%	8%	8%	Strengthened						1 Consumer Svc	1 Consumer Svc	1 Consumer Svc	1 Consumer Svc			
7 Days - 11/13/23 to 11/20/23	DIVERSIFIED SERVICES - Consumer Services	Period 5 of 10	8	-1%	-1%	-1%	Unchanged						1 Consumer Svc	1 Consumer Svc	1 Consumer Svc	1 Consumer Svc			
7 Days - 11/06/23 to 11/13/23	DIVERSIFIED SERVICES - Consumer Services	Period 6 of 10	8	-1%	-7%	-7%	Unchanged						1 Consumer Svc	1 Consumer Svc	1 Consumer Svc	1 Consumer Svc			
7 Days - 10/30/23 to 11/06/23	DIVERSIFIED SERVICES - Consumer Services	Period 7 of 10	8	-1%	3%	3%	Unchanged						1 Consumer Svc	1 Consumer Svc	1 Consumer Svc	1 Consumer Svc			
7 Days - 10/23/23 to 10/30/23	DIVERSIFIED SERVICES - Consumer Services	Period 8 of 10	8	-1%	5%	5%	Strengthened						1 Consumer Svc	1 Consumer Svc	1 Consumer Svc	1 Consumer Svc			
7 Days - 10/16/23 to 10/23/23	DIVERSIFIED SERVICES - Consumer Services	Period 9 of 10	8	-1%	-9%	-9%	Unchanged						1 Consumer Svc	1 Consumer Svc	1 Consumer Svc	1 Consumer Svc			
7 Days - 10/09/23 to 10/16/23	DIVERSIFIED SERVICES - Consumer Services	Period 10 of 10	8	0%	0%	0%	Unchanged						1 Consumer Svc	1 Consumer Svc	1 Consumer Svc	1 Consumer Svc			
7 Days - 12/11/23 to 12/18/23	DIVERSIFIED SERVICES - Education & Training Services	Period 1 of 10 (Current)	14	-1%	0%	4%	Unchanged						14 Edu/Training						
7 Days - 12/04/23 to 12/11/23	DIVERSIFIED SERVICES - Education & Training Services	Period 2 of 10	14	-1%	0%	4%	Unchanged						14 Edu/Training						
7 Days - 11/27/23 to 12/04/23	DIVERSIFIED SERVICES - Education & Training Services	Period 3 of 10	14	-1%	0%	40%	Strengthened						14 Edu/Training						
7 Days - 11/20/23 to 11/27/23	DIVERSIFIED SERVICES - Education & Training Services	Period 4 of 10	14	-1%	2%	5%	Strengthened						14 Edu/Training						
7 Days - 11/13/23 to 11/20/23	DIVERSIFIED SERVICES - Education & Training Services	Period 5 of 10	14	-1%	3%	10%	Strengthened						14 Edu/Training						
7 Days - 11/06/23 to 11/13/23	DIVERSIFIED SERVICES - Education & Training Services	Period 6 of 10	14	-1%	1%	6%	Unchanged						14 Edu/Training						
7 Days - 10/30/23 to 11/06/23	DIVERSIFIED SERVICES - Education & Training Services	Period 7 of 10	14	-1%	3%	14%	Unchanged						14 Edu/Training						
7 Days - 10/23/23 to 10/30/23	DIVERSIFIED SERVICES - Education & Training Services	Period 8 of 10	14	-1%	7%	26%	Strengthened						14 Edu/Training						
7 Days - 10/16/23 to 10/23/23	DIVERSIFIED SERVICES - Education & Training Services	Period 9 of 10	14	-1%	-4%	-2%	Unchanged						14 Edu/Training						
7 Days - 10/09/23 to 10/16/23	DIVERSIFIED SERVICES - Education & Training Services	Period 10 of 10	14	-1%	3%	14%	Strengthened						14 Edu/Training						
7 Days - 12/11/23 to 12/18/23	DIVERSIFIED SERVICES - Personal Services	Period 1 of 10 (Current)	8	0%	3%	11%	Strengthened						8 Personal Svc						
7 Days - 12/04/23 to 12/11/23	DIVERSIFIED SERVICES - Personal Services	Period 2 of 10	8	-1%	2%	5%	Unchanged						8 Personal Svc						
7 Days - 11/27/23 to 12/04/23	DIVERSIFIED SERVICES - Personal Services	Period 3 of 10	8	0%	8%	29%	Strengthened						8 Personal Svc						
7 Days - 11/20/23 to 11/27/23	DIVERSIFIED SERVICES - Personal Services	Period 4 of 10	8	-1%	1%	2%	Strengthened						8 Personal Svc						
7 Days - 11/13/23 to 11/20/23	DIVERSIFIED SERVICES - Personal Services	Period 5 of 10	8	-1%	6%	9%	Strengthened						8 Personal Svc						
7 Days - 11/06/23 to 11/13/23	DIVERSIFIED SERVICES - Personal Services	Period 6 of 10	8	-1%	1%	21%	Unchanged						8 Personal Svc						
7 Days - 10/30/23 to 11/06/23	DIVERSIFIED SERVICES - Personal Services	Period 7 of 10	8	-1%	4%	15%	Strengthened						8 Personal Svc						
7 Days - 10/23/23 to 10/30/23	DIVERSIFIED SERVICES - Personal Services	Period 8 of 10	8	-1%	-3%	2%	Unchanged						8 Personal Svc						
7 Days - 10/16/23 to 10/23/23	DIVERSIFIED SERVICES - Personal Services	Period 9 of 10	8	-1%	-4%	-1%	Unchanged						8 Personal Svc						
7 Days - 10/09/23 to 10/16/23	DIVERSIFIED SERVICES - Personal Services	Period 10 of 10	8	-1%	-1%	6%	Unchanged						8 Personal Svc						
7 Days - 12/11/23 to 12/18/23	DIVERSIFIED SERVICES - Rental & Leasing Services	Period 1 of 10 (Current)	14	-1%	5%	12%	Strengthened						14 Rent/Lease						
7 Days - 12/04/23 to 12/11/23	DIVERSIFIED SERVICES - Rental & Leasing Services	Period 2 of 10	14	-1%	2%	6%	Strengthened						14 Rent/Lease						
7 Days - 11/27/23 to 12/04/23	DIVERSIFIED SERVICES - Rental & Leasing Services	Period 3 of 10	14	-1%	0%	7%	Strengthened						14 Rent/Lease						
7 Days - 11/20/23 to 11/27/23	DIVERSIFIED SERVICES - Rental & Leasing Services	Period 4 of 10	14	-1%	-2%	1%	Unchanged						14 Rent/Lease						
7 Days - 11/13/23 to 11/20/23	DIVERSIFIED SERVICES - Rental & Leasing Services	Period 5 of 10	14	-1%	7%	7%	Strengthened						14 Rent/Lease						
7 Days - 11/06/23 to 11/13/23	DIVERSIFIED SERVICES - Rental & Leasing Services	Period 6 of 10	14	-1%	1%	12%	Unchanged						14 Rent/Lease						
7 Days - 10/30/23 to 11/06/23	DIVERSIFIED SERVICES - Rental & Leasing Services	Period 7 of 10	14	-1%	7%	23%	Strengthened						14 Rent/Lease						
7 Days - 10/23/23 to 10/30/23	DIVERSIFIED SERVICES - Rental & Leasing Services	Period 8 of 10	14	-1%	0%	13%	Strengthened						14 Rent/Lease						
7 Days - 10/16/23 to 10/23/23	DIVERSIFIED SERVICES - Rental & Leasing Services	Period 9 of 10	14	-1%	-3%	37%	Unchanged						14 Rent/Lease						
7 Days - 10/09/23 to 10/16/23	DIVERSIFIED SERVICES - Rental & Leasing Services	Period 10 of 10	14	-1%	0%	4%	Unchanged						14 Rent/Lease						
7 Days - 12/11/23 to 12/18/23	DIVERSIFIED SERVICES - Research Services	Period 1 of 10 (Current)	6	2%	6%	15%	Strengthened						6 Research						
7 Days - 12/04/23 to 12/11/23	DIVERSIFIED SERVICES - Research Services	Period 2 of 10	6	0%	1%	7%	Unchanged						6 Research						
7 Days - 11/27/23 to 12/04/23	DIVERSIFIED SERVICES - Research Services	Period 3 of 10	6	0%	4%	15%	Strengthened						6 Research						
7 Days - 11/20/23 to 11/27/23	DIVERSIFIED SERVICES - Research Services	Period 4 of 10	6	0%	3%	10%	Strengthened						6 Research						
7 Days - 11/13/23 to 11/20/23	DIVERSIFIED SERVICES - Research Services	Period 5 of 10	6	0%	10%	29%	Strengthened						6 Research						
7 Days - 11/06/23 to 11/13/23	DIVERSIFIED SERVICES - Research Services	Period 6 of 10	6	-1%	-2%	2%													

2C. Stocks 1 Week Strongest and Weakest

What: stocks currently rated Strongest/Weakest (highest/lowest of 9 strength ratings)

Why: most interesting stocks for available capital because

- the Strongest have the least amount of overhead supply to dampen breakouts while
- the Weakest may be prone to volatility, subject to big pops from bottom-fishing and short-covering BUT ALSO to bigger and faster falls.

(Not guaranteed and not a recommendation - weak stocks in weakening sub-industries may be better shorts than high-flyers.)

STOCK DETAIL (EDUCATIONAL PURPOSES ONLY/NOT FINANCIAL ADVICE)

Sub-Industry	Ticker	Company	ID1	ID2	% Chg	ID3	Status	1 week 12/11/23 to 12/18/23								
								9Weakest	6VWeek	7Weaker	6Week	5Avg	4Strong	3Stronger	2VStrong	1Strongest
DIVERSIFIED SERVICES - Business/Management Services:FLT	FleetCor Technologies Inc	15-41-41	69%	8%	16%	1Strongest										FLT
DIVERSIFIED SERVICES - Business/Management Services:CBZ	CBZ Inc	15-41-41	100%	5%	16%	1Strongest										CBZ
DIVERSIFIED SERVICES - Business/Management Services:CKW	CoreCivic Inc	15-41-41	46%	5%	36%	1Strongest										CKW
DIVERSIFIED SERVICES - Business/Management Services:QUAD	Quad Graphics Inc	11-41-41	30%	5%	17%	1Strongest										QUAD→→→
DIVERSIFIED SERVICES - Business/Management Services:VVI	Viad Corp	15-41-41	39%	4%	37%	1Strongest										VVI
DIVERSIFIED SERVICES - Business/Management Services:CMPR	Cimpruss NV	15-41-41	48%	4%	35%	1Strongest										CMPR
DIVERSIFIED SERVICES - Business/Management Services:TNET	TriNet Group Inc	15-41-41	100%	4%	21%	1Strongest										TNET
DIVERSIFIED SERVICES - Business/Management Services:GPN	Global Pmts Inc	15-41-41	27%	4%	15%	1Strongest										GPN
DIVERSIFIED SERVICES - Business/Management Services:MCO	Moody's Corporation	15-41-41	94%	4%	19%	1Strongest										MCO
DIVERSIFIED SERVICES - Business/Management Services:DLX	Deluxe Corp	11-41-41	14%	3%	10%	1Strongest										DLX→→→
DIVERSIFIED SERVICES - Business/Management Services:FA	First Advantage Corporation	15-41-41	44%	3%	16%	1Strongest										FA
DIVERSIFIED SERVICES - Business/Management Services:BV	BrightView Holdings Inc	15-41-41	21%	3%	15%	1Strongest										BV
DIVERSIFIED SERVICES - Business/Management Services:MA	Mastercard Incorporated	15-41-41	100%	2%	9%	1Strongest										MA
DIVERSIFIED SERVICES - Business/Management Services:FPI	Farmland Partners Inc	15-41-41	68%	1%	13%	1Strongest										FPI
DIVERSIFIED SERVICES - Business/Management Services:FTRD	Frontdoor Inc	15-41-41	43%	1%	15%	1Strongest										FTRD
DIVERSIFIED SERVICES - Business/Management Services:EEX	Emerald Holding Inc	15-41-41	31%	1%	28%	1Strongest										EEX
DIVERSIFIED SERVICES - Business/Management Services:V	Visa Inc	15-41-41	97%	1%	9%	1Strongest										V
DIVERSIFIED SERVICES - Business/Management Services:DFIN	Donnelley Financial Solutions Inc	15-41-41	100%	1%	27%	1Strongest										DFIN
DIVERSIFIED SERVICES - Business/Management Services:FI	Fiserv Inc	15-41-41	99%	0%	12%	1Strongest										FI
DIVERSIFIED SERVICES - Business/Management Services:FICO	Fair Isaac Inc	15-41-41	98%	0%	36%	1Strongest										FICO
DIVERSIFIED SERVICES - Business/Management Services:SRT	Startek Inc	15-41-41	27%	0%	25%	1Strongest										SRT
DIVERSIFIED SERVICES - Business/Management Services:CTAS	Cintas Corp	15-41-41	97%	0%	14%	1Strongest										CTAS
DIVERSIFIED SERVICES - Business/Management Services:BAH	Booz Allen Hamilton Holding Corp	15-41-41	92%	-1%	14%	1Strongest										BAH
DIVERSIFIED SERVICES - Business/Management Services:ICFI	ICF International Inc	15-41-41	89%	-4%	9%	1Strongest										ICFI
DIVERSIFIED SERVICES - Business/Management Services:GDOT	Green Dot Corporation	95-41-41	3%	5%	-38%	9Weakest	GDOT									
DIVERSIFIED SERVICES - Business/Management Services:HCSG	Healthcare Services Group Inc	95-41-41	4%	1%	-20%	9Weakest	HCSG									
DIVERSIFIED SERVICES - Business/Management Services:NRC	National Research Corporation A	95-41-41	21%	-4%	-8%	9Weakest	NRC									
DIVERSIFIED SERVICES - Education & Training Services:GHC	Graham Holdings Company	15-35-41	83%	2%	13%	1Strongest										GHC
DIVERSIFIED SERVICES - Education & Training Services:LUNC	Lincoln Educational Services Corp	15-35-41	99%	2%	28%	1Strongest										LUNC
DIVERSIFIED SERVICES - Education & Training Services:AFYA	Aflya Limited	15-35-41	52%	1%	45%	1Strongest										AFYA
DIVERSIFIED SERVICES - Education & Training Services:ATGE	Adtalem Global Education	15-35-41	97%	0%	37%	1Strongest										ATGE
DIVERSIFIED SERVICES - Education & Training Services:STRA	Strategic Education Inc	15-35-41	30%	0%	14%	1Strongest										STRA
DIVERSIFIED SERVICES - Education & Training Services:LRN	Stride Inc	15-35-41	96%	-1%	37%	1Strongest										LRN
DIVERSIFIED SERVICES - Education & Training Services:LOPE	Grand Canyon Education	15-35-41	95%	-3%	20%	1Strongest										LOPE
DIVERSIFIED SERVICES - Education & Training Services:UTI	Universal Technical Institute	15-35-41	86%	-8%	35%	1Strongest										UTI
DIVERSIFIED SERVICES - Education & Training Services:DAO	Youdao Inc	95-35-41	2%	4%	-20%	9Weakest	DAO									
DIVERSIFIED SERVICES - Personal Services:HRB	H&R Block Inc	15-41-41	96%	2%	26%	1Strongest										HRB
DIVERSIFIED SERVICES - Personal Services:ROVR	Rover Group Inc	15-41-41	67%	0%	83%	1Strongest										ROVR
DIVERSIFIED SERVICES - Rental & Leasing Services:URI	United Rentals Inc	15-31-41	99%	12%	34%	1Strongest										URI
DIVERSIFIED SERVICES - Rental & Leasing Services:MGR	Mcgrath Rentcorp	11-31-41	100%	12%	21%	1Strongest										MGR
DIVERSIFIED SERVICES - Rental & Leasing Services:R	Ryder Systems Inc	15-31-41	100%	3%	20%	1Strongest										R
DIVERSIFIED SERVICES - Rental & Leasing Services:FTAI	Fortress Transportation and Infrastructure Inc	15-31-41	99%	0%	36%	1Strongest										FTAI
DIVERSIFIED SERVICES - Rental & Leasing Services:TGH	Textainer Group Holdings Ltd	15-31-41	99%	0%	24%	1Strongest										TGH
DIVERSIFIED SERVICES - Security & Protection Services:BCO	Brink's Co	15-31-41	83%	1%	22%	1Strongest										BCO
DIVERSIFIED SERVICES - Security & Protection Services:KTOS	Kratos Defense & Sec Sol. Inc.	15-31-41	46%	0%	34%	1Strongest										KTOS
DIVERSIFIED SERVICES - Security & Protection Services:CIX	Compix Internat Inc	11-31-41	62%	-8%	6%	1Strongest										CIX→→→
DIVERSIFIED SERVICES - Staffing & Outsourcing Services:RHI	Robert Half Internat	15-45-41	59%	4%	16%	1Strongest										RHI
DIVERSIFIED SERVICES - Staffing & Outsourcing Services:RCMT	Rcm Technologies Inc	15-45-41	100%	4%	56%	1Strongest										RCMT
DIVERSIFIED SERVICES - Staffing & Outsourcing Services:ASGN	On Assignment Inc	15-45-41	63%	3%	19%	1Strongest										ASGN
DIVERSIFIED SERVICES - Staffing & Outsourcing Services:BBSI	Barrett Business Service	15-45-41	100%	2%	25%	1Strongest										BBSI
DIVERSIFIED SERVICES - Staffing & Outsourcing Services:PAYX	Paychex Inc	15-45-41	85%	2%	11%	1Strongest										PAYX
DIVERSIFIED SERVICES - Staffing & Outsourcing Services:KELYA	Kelly Services Cl A	15-45-41	59%	-1%	17%	1Strongest										KELYA
DIVERSIFIED SERVICES - Staffing & Outsourcing Services:KFRC	Kforce.Com Inc	15-45-41	79%	-2%	11%	1Strongest										KFRC
DIVERSIFIED SERVICES - Staffing & Outsourcing Services:CCRN	Cross Country Healthcare	95-45-41	48%	1%	-13%	9Weakest	CCRN									
DIVERSIFIED SERVICES - Staffing & Outsourcing Services:MHH	Mastech Holdings Inc	95-45-41	14%	0%	-19%	9Weakest	MHH									
DIVERSIFIED SERVICES - Staffing & Outsourcing Services:DHX	Dice Holdings Inc	95-45-41	12%	0%	-30%	9Weakest	DHX									
DIVERSIFIED SERVICES - Staffing & Outsourcing Services:AMN	AMN Healthcare Services Inc	95-45-41	36%	0%	-20%	9Weakest	AMN									
DIVERSIFIED SERVICES - Technical Services:VSEC	Vse Corp	15-35-41	98%	2%	19%	1Strongest										VSEC
DIVERSIFIED SERVICES - Technical Services:ACM	Aecom	11-35-41	99%	1%	11%	1Strongest										ACM→→→
DIVERSIFIED SERVICES - Technical Services:STN	Stantec Inc	15-35-41	98%	1%	20%	1Strongest										STN
DIVERSIFIED SERVICES - Technical Services:LDOS	Leidos Holdings Inc	15-35-41	75%	0%	16%	1Strongest										LDOS
DIVERSIFIED SERVICES - Technical Services:TTEK	Tetra Tech Inc	15-35-41	80%	-1%	6%	1Strongest										TTEK
DIVERSIFIED SERVICES - Technical Services:WLDN	Willdan Group	15-35-41	20%	-2%	7%	1Strongest										WLDN
DIVERSIFIED SERVICES - Technical Services:KBR	KBR Inc.	95-35-41	78%	3%	-8%	9Weakest	KBR									



Strongest to Weakest stocks ratio is 55:9 (38% and 6% of total) 12/11/23 to 12/18/23.

Green Highlight: Strengthened

Red Highlight: Weakened

No Highlight: Unchanged

3. STRENGTH BY LOOKBACK PERIOD (with Best/Worst stocks)

3A. Lookback 3 Months



30 stocks >+20% and 5 stocks <-20% (21% and 3% of total) 09/18/23 to 12/18/23.

5

December 18, 2023

For educational purposes only. Not a stock or investment recommendation.

3. STRENGTH BY LOOKBACK PERIOD (with Best/Worst stocks)

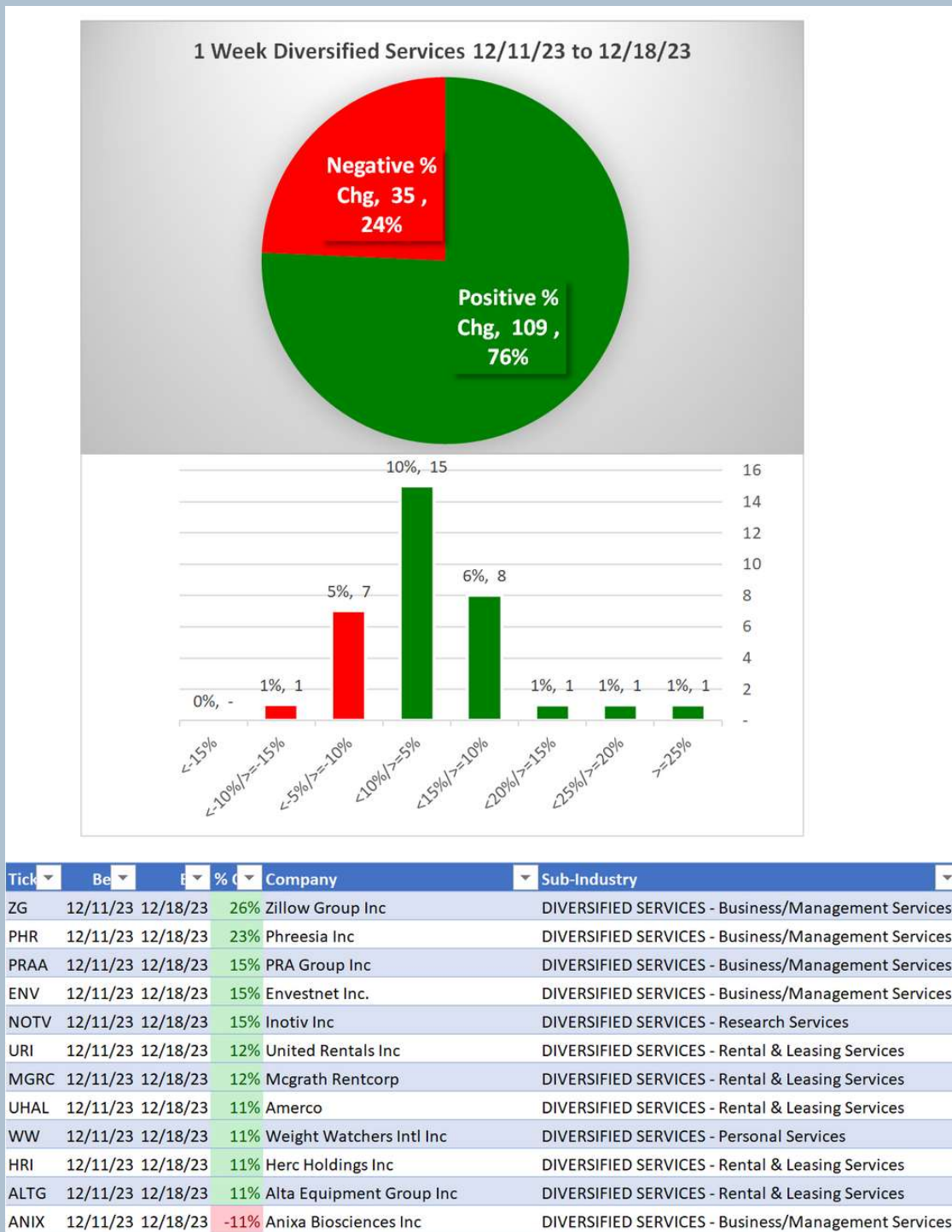
3B. Lookback 4 Weeks



41 stocks >+10% and 2 stocks <-10% (28% and 1% of total) 11/20/23 to 12/18/23.

3. STRENGTH BY LOOKBACK PERIOD (with Best/Worst stocks)

3C. Lookback 1 Week



11 stocks >+10% and 1 stock <-10% (8% and 1% of total) 12/11/23 to 12/18/23.