

December 06, 2023

STLA, TM, RACE Strongest Auto stocks, F in Weakest, FSR -21%/-65% 1/4-weeks

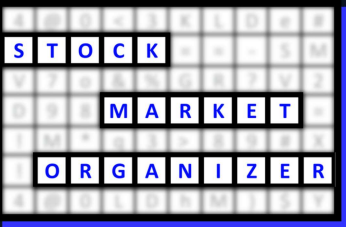


Table of Contents

1	1. INDUSTRY OVERVIEW	
		1A. Performance
		1B. Background
2	2. SUB-INDUSTRIES AND STOCK DETAIL	
		2A. Sub-Industries Overview
		2B. Sub-Industries 10-Week Strengthening Analysis
		2C. Stocks 1 Week Strongest and Weakest
5	3. STRENGTH BY LOOKBACK PERIOD (with Best/Worst stocks)	
		3A. Lookback 3 Months
		3B. Lookback 4 weeks
		3C. Lookback 1 Week

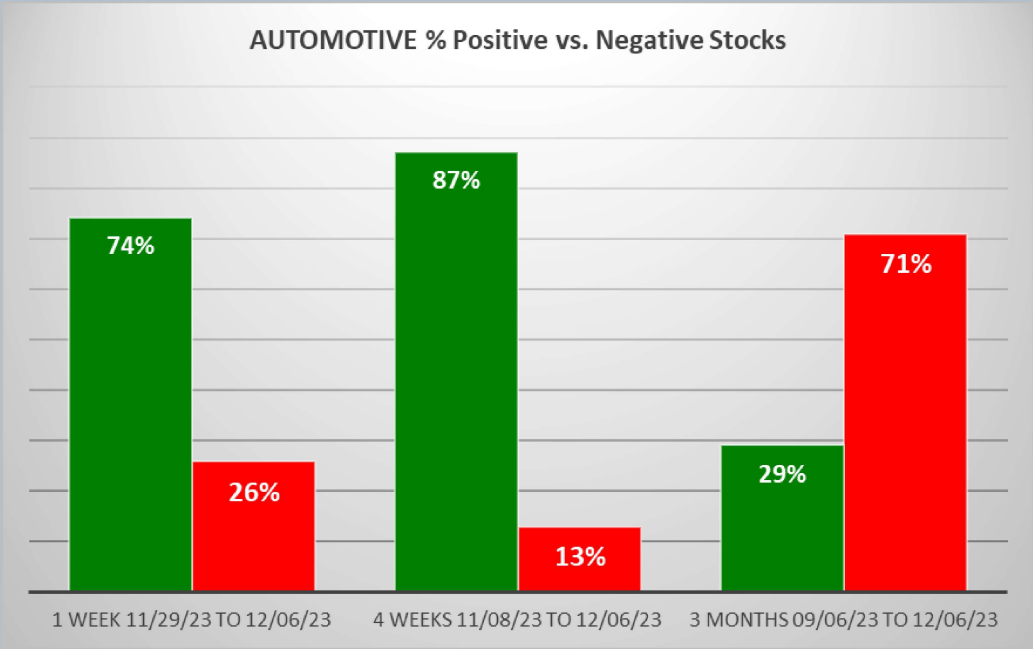
1. INDUSTRY OVERVIEW

1A. Performance

Past 10 Weeks Strengthening/Weakening week-by-week, per the following chart:

9Weakest	8VWeak	7Weaker	6Weak	5Avg	4Strong	3Stronger	2VStrong	1Strongest	Period
.	.	.	62 AUTO->	62 AUTO->	7 Days - 11/29/23 to 12/06/23
.	.	.	62 AUTO	7 Days - 11/22/23 to 11/29/23
.	.	.	62 AUTO	7 Days - 11/15/23 to 11/22/23
.	.	.	62 AUTO	7 Days - 11/08/23 to 11/15/23
.	.	62 AUTO->	62 AUTO->	7 Days - 11/01/23 to 11/08/23
.	.	62 AUTO	7 Days - 10/25/23 to 11/01/23
.	.	62 AUTO	7 Days - 10/18/23 to 10/25/23
.	.	<-AUTO 62	<-AUTO 62	7 Days - 10/11/23 to 10/18/23
.	.	.	62 AUTO	7 Days - 10/04/23 to 10/11/23
.	.	.	62 AUTO	7 Days - 09/27/23 to 10/04/23

Mixed/WEAKENING 1 Week vs. Mid- and Longer-Term // 1 week positive/negative stocks ratio is LOWER than 4 weeks but HIGHER than 3 Months, per the following chart:



1B. Background

Largest of 4 sub-industries (62 stocks, average 16):

- * Auto Parts (26 stocks)
- * Auto Manufacturers – Major (17 stocks)
- * Recreational Vehicles (14 stocks)

Top 10 by Market Capitalization:

TSLA/Tesla Inc, TM/Toyota Motor Corporation ADS, RACE/Ferrari NV, STLA/Stellantis N.V., HMC/Honda Motor Co. Ltd. ADS, PCAR/Paccar Inc, GM/General Motors Company, F/Ford Motor Co, LI/Li Auto Inc, JCI/Johnson Controls Inc

2. SUB-INDUSTRIES AND STOCKS DETAIL

2A. Sub-Industries Overview

Strengthened: 3/4 sub-industries

Weakened: 0/4 sub-industries

STRONGEST at Strong rating/4th strongest of 9 levels:

- * Trucks & Other Vehicles (5 stocks)

WEAKEST at Weak rating/6th strongest of 9 levels:

- * Recreational Vehicles (14 stocks)

2B. Sub-Industries 10-Week Strengthening Analysis

What: recent week-by-week strength changes for the industry and its sub-industries
Why: objective measurement of strengthening and weakening enabling comparison within and across industries and sub-industries

INDUSTRY CURRENT PERIOD SUMMARY											1 week 11/29/23 to 12/06/23										
Length - Begin/End	Industry/Sub-Industry	Period	#	Min	Avg	Max	Status	2Weakest	8VWeak	2Weaker	6Week	5Avg	4Strong	3Stronger	2VStrong	1Strongest					
7 Days - 11/29/23 to 12/06/23	AUTOMOTIVE	Period 1 of 10 (Current)	62	-21%	1%	12%	Strengthened	-	-	-	62 AUTO->	62 AUTO->	-	-	-	-	-	-	-	-	-
7 Days - 11/29/23 to 12/06/23	AUTOMOTIVE - Auto Manufacturers - Major	Period 1 of 10 (Current)	17	-21%	1%	12%	Strengthened	-	-	-	17 Major Mfrs->	17 Major Mfrs->	-	-	-	-	-	-	-	-	-
7 Days - 11/29/23 to 12/06/23	AUTOMOTIVE - Auto Parts	Period 1 of 10 (Current)	26	-3%	2%	11%	Strengthened	-	-	-	26 Auto Parts->	26 Auto Parts->	-	-	-	-	-	-	-	-	-
7 Days - 11/29/23 to 12/06/23	AUTOMOTIVE - Recreational Vehicles	Period 1 of 10 (Current)	14	-13%	2%	7%	Strengthened	-	-	-	14 Recreatnl Veh	-	-	-	-	-	-	-	-	-	-
7 Days - 11/29/23 to 12/06/23	AUTOMOTIVE - Trucks & Other Vehicles	Period 1 of 10 (Current)	5	2%	4%	11%	Strengthened	-	-	-	-	5 Trucks/Other->	5 Trucks/Other->	-	-	-	-	-	-	-	-
7 Days - 11/29/23 to 12/06/23	.	Period 1 of 10 (Current)	-	-	-	-	-	-	-	-	-	-	-	-	-	-	-	-	-	-	-
7 Days - 11/29/23 to 12/06/23	.	Period 1 of 10 (Current)	-	-	-	-	-	-	-	-	-	-	-	-	-	-	-	-	-	-	-
7 Days - 11/29/23 to 12/06/23	.	Period 1 of 10 (Current)	-	-	-	-	-	-	-	-	-	-	-	-	-	-	-	-	-	-	-
7 Days - 11/29/23 to 12/06/23	.	Period 1 of 10 (Current)	-	-	-	-	-	-	-	-	-	-	-	-	-	-	-	-	-	-	-
7 Days - 11/29/23 to 12/06/23	.	Period 1 of 10 (Current)	-	-	-	-	-	-	-	-	-	-	-	-	-	-	-	-	-	-	-
7 Days - 11/29/23 to 12/06/23	.	Period 1 of 10 (Current)	-	-	-	-	-	-	-	-	-	-	-	-	-	-	-	-	-	-	-
PREVIOUS WEEKS (EDUCATIONAL PURPOSES ONLY/NOT A STOCK OR INVESTMENT RECOMMENDATION)																					
Length - Begin/End	Industry/Sub-Industry	Period	#	Min	Avg	Max	Status	2Weakest	8VWeak	2Weaker	6Week	5Avg	4Strong	3Stronger	2VStrong	1Strongest					
7 Days - 11/29/23 to 12/06/23	AUTOMOTIVE	Period 1 of 10 (Current)	62	-21%	1%	12%	Strengthened	-	-	-	62 AUTO->	62 AUTO->	-	-	-	-	-	-	-	-	-
7 Days - 11/22/23 to 11/29/23	AUTOMOTIVE	Period 2 of 10	62	-10%	0%	12%	Unchanged	-	-	-	62 AUTO	62 AUTO->	-	-	-	-	-	-	-	-	-
7 Days - 11/15/23 to 11/22/23	AUTOMOTIVE	Period 3 of 10	62	-23%	-1%	22%	Unchanged	-	-	-	62 AUTO	62 AUTO	-	-	-	-	-	-	-	-	-
7 Days - 11/08/23 to 11/15/23	AUTOMOTIVE	Period 4 of 10	62	-10%	1%	17%	Strengthened	-	-	-	62 AUTO	62 AUTO	-	-	-	-	-	-	-	-	-
7 Days - 11/01/23 to 11/08/23	AUTOMOTIVE	Period 5 of 10	62	-30%	3%	57%	Strengthened	-	-	-	62 AUTO->	62 AUTO->	-	-	-	-	-	-	-	-	-
7 Days - 10/25/23 to 11/01/23	AUTOMOTIVE	Period 6 of 10	62	-26%	-2%	12%	Unchanged	-	-	-	62 AUTO	62 AUTO	-	-	-	-	-	-	-	-	-
7 Days - 10/18/23 to 10/25/23	AUTOMOTIVE	Period 7 of 10	62	-10%	-5%	4%	Weakened	-	-	-	62 AUTO	62 AUTO	-	-	-	-	-	-	-	-	-
7 Days - 10/11/23 to 10/18/23	AUTOMOTIVE	Period 8 of 10	62	-10%	-5%	2%	Weakened	-	-	-	<AUTO 62	<AUTO 62	-	-	-	-	-	-	-	-	-
7 Days - 10/04/23 to 10/11/23	AUTOMOTIVE	Period 9 of 10	62	-10%	2%	17%	Strengthened	-	-	-	62 AUTO	62 AUTO	-	-	-	-	-	-	-	-	-
7 Days - 09/27/23 to 10/04/23	AUTOMOTIVE	Period 10 of 10	62	-10%	1%	9%	Unchanged	-	-	-	62 AUTO	62 AUTO	-	-	-	-	-	-	-	-	-
7 Days - 11/29/23 to 12/06/23	AUTOMOTIVE - Auto Manufacturers - Major	Period 1 of 10 (Current)	17	-21%	1%	12%	Strengthened	-	-	-	17 Major Mfrs->	17 Major Mfrs->	-	-	-	-	-	-	-	-	-
7 Days - 11/22/23 to 11/29/23	AUTOMOTIVE - Auto Manufacturers - Major	Period 2 of 10	17	-10%	1%	12%	Strengthened	-	-	-	17 Major Mfrs	17 Major Mfrs	-	-	-	-	-	-	-	-	-
7 Days - 11/15/23 to 11/22/23	AUTOMOTIVE - Auto Manufacturers - Major	Period 3 of 10	17	-30%	-3%	22%	Weakened	-	-	-	17 Major Mfrs	17 Major Mfrs	-	-	-	-	-	-	-	-	-
7 Days - 11/08/23 to 11/15/23	AUTOMOTIVE - Auto Manufacturers - Major	Period 4 of 10	17	-10%	3%	17%	Unchanged	-	-	-	17 Major Mfrs	17 Major Mfrs	-	-	-	-	-	-	-	-	-
7 Days - 11/01/23 to 11/08/23	AUTOMOTIVE - Auto Manufacturers - Major	Period 5 of 10	17	-12%	2%	12%	Strengthened	-	-	-	17 Major Mfrs	17 Major Mfrs	-	-	-	-	-	-	-	-	-
7 Days - 10/25/23 to 11/01/23	AUTOMOTIVE - Auto Manufacturers - Major	Period 6 of 10	17	-10%	-1%	10%	Strengthened	-	-	-	17 Major Mfrs	17 Major Mfrs	-	-	-	-	-	-	-	-	-
7 Days - 10/18/23 to 10/25/23	AUTOMOTIVE - Auto Manufacturers - Major	Period 7 of 10	17	-10%	-5%	4%	Weakened	-	-	-	17 Major Mfrs	17 Major Mfrs	-	-	-	-	-	-	-	-	-
7 Days - 10/11/23 to 10/18/23	AUTOMOTIVE - Auto Manufacturers - Major	Period 8 of 10	17	-10%	-8%	-1%	Weakened	-	-	-	<Major Mfrs 17	<Major Mfrs 17	-	-	-	-	-	-	-	-	-
7 Days - 10/04/23 to 10/11/23	AUTOMOTIVE - Auto Manufacturers - Major	Period 9 of 10	17	-10%	1%	17%	Weakened	-	-	-	17 Major Mfrs	17 Major Mfrs	-	-	-	-	-	-	-	-	-
7 Days - 09/27/23 to 10/04/23	AUTOMOTIVE - Auto Manufacturers - Major	Period 10 of 10	17	-10%	-1%	9%	Strengthened	-	-	-	17 Major Mfrs->	17 Major Mfrs->	-	-	-	-	-	-	-	-	-
7 Days - 11/29/23 to 12/06/23	AUTOMOTIVE - Auto Parts	Period 1 of 10 (Current)	26	-9%	2%	11%	Strengthened	-	-	-	26 Auto Parts->	26 Auto Parts->	-	-	-	-	-	-	-	-	-
7 Days - 11/22/23 to 11/29/23	AUTOMOTIVE - Auto Parts	Period 2 of 10	26	-10%	0%	12%	Unchanged	-	-	-	26 Auto Parts	26 Auto Parts	-	-	-	-	-	-	-	-	-
7 Days - 11/15/23 to 11/22/23	AUTOMOTIVE - Auto Parts	Period 3 of 10	26	-10%	1%	14%	Strengthened	-	-	-	26 Auto Parts	26 Auto Parts	-	-	-	-	-	-	-	-	-
7 Days - 11/08/23 to 11/15/23	AUTOMOTIVE - Auto Parts	Period 4 of 10	26	-8%	5%	16%	Strengthened	-	-	-	26 Auto Parts->	26 Auto Parts->	-	-	-	-	-	-	-	-	-
7 Days - 11/01/23 to 11/08/23	AUTOMOTIVE - Auto Parts	Period 5 of 10	26	-14%	5%	57%	Strengthened	-	-	-	26 Auto Parts	26 Auto Parts	-	-	-	-	-	-	-	-	-
7 Days - 10/25/23 to 11/01/23	AUTOMOTIVE - Auto Parts	Period 6 of 10	26	-26%	-3%	12%	Unchanged	-	-	-	26 Auto Parts	26 Auto Parts	-	-	-	-	-	-	-	-	-
7 Days - 10/18/23 to 10/25/23	AUTOMOTIVE - Auto Parts	Period 7 of 10	26	-10%	-3%	4%	Weakened	-	-	-	26 Auto Parts	26 Auto Parts	-	-	-	-	-	-	-	-	-
7 Days - 10/11/23 to 10/18/23	AUTOMOTIVE - Auto Parts	Period 8 of 10	26	-10%	-5%	2%	Weakened	-	-	-	<Auto Parts 26	<Auto Parts 26	-	-	-	-	-	-	-	-	-
7 Days - 10/04/23 to 10/11/23	AUTOMOTIVE - Auto Parts	Period 9 of 10	26	-2%	3%	12%	Strengthened	-	-	-	26 Auto Parts->	26 Auto Parts->	-	-	-	-	-	-	-	-	-
7 Days - 09/27/23 to 10/04/23	AUTOMOTIVE - Auto Parts	Period 10 of 10	26	-10%	-2%	5%	Weakened	-	-	-	<Auto Parts 26	<Auto Parts 26	-	-	-	-	-	-	-	-	-
7 Days - 11/29/23 to 12/06/23	AUTOMOTIVE - Recreational Vehicles	Period 1 of 10 (Current)	14	-13%	2%	7%	Strengthened	-	-	-	14 Recreatnl Veh	14 Recreatnl Veh	-	-	-	-	-	-	-	-	-
7 Days - 11/22/23 to 11/29/23	AUTOMOTIVE - Recreational Vehicles	Period 2 of 10	14	-4%	-1%	4%	Unchanged	-	-	-	14 Recreatnl Veh	14 Recreatnl Veh	-	-	-	-	-	-	-	-	-
7 Days - 11/15/23 to 11/22/23	AUTOMOTIVE - Recreational Vehicles	Period 3 of 10	14	-9%	-2%	1%	Weakened	-	-	-	14 Recreatnl Veh	14 Recreatnl Veh	-	-	-	-	-	-	-	-	-
7 Days - 11/08/23 to 11/15/23	AUTOMOTIVE - Recreational Vehicles	Period 4 of 10	14	2%	8%	13%	Strengthened	-	-	-	14 Recreatnl Veh->	14 Recreatnl Veh->	-	-	-	-	-	-	-	-	-
7 Days - 11/01/23 to 11/08/23	AUTOMOTIVE - Recreational Vehicles	Period 5 of 10	14	-30%	0%	10%	Strengthened	-	-	-	14 Recreatnl Veh	14 Recreatnl Veh	-	-	-	-	-	-	-	-	-
7 Days - 10/25/23 to 11/01/23	AUTOMOTIVE - Recreational Vehicles	Period 6 of 10	14	-10%	-2%	4%	Weakened	-	-	-	14 Recreatnl Veh	14 Recreatnl Veh	-	-	-	-	-	-	-	-	-
7 Days - 10/18/23 to 10/25/23	AUTOMOTIVE - Recreational Vehicles	Period 7 of 10	14	-10%	-6%	1%	Weakened	-	-	-	14 Recreatnl Veh	14 Recreatnl Veh	-	-	-	-	-	-	-	-	-
7 Days - 10/11/23 to 10/18/23	AUTOMOTIVE - Recreational Vehicles	Period 8 of 10	14	-10%	-3%	2%	Weakened	-	-	-	<Recreatnl Veh 14	<Recreatnl Veh 14	-	-	-	-	-	-	-	-	-
7 Days - 10/04/23 to 10/11/23	AUTOMOTIVE - Recreational Vehicles	Period 9 of 10	14	-3%	1%	6%	Strengthened	-	-	-	14 Recreatnl Veh	14 Recreatnl Veh	-	-	-	-	-	-	-	-	-
7 Days - 09/27/23 to 10/04/23	AUTOMOTIVE - Recreational Vehicles	Period 10 of 10	14	-9%	0%	4%	Unchanged	-	-	-	14 Recreatnl Veh	14 Recreatnl Veh	-	-	-	-	-	-	-	-	-
7 Days - 11/29/23 to 12/06/23	AUTOMOTIVE - Trucks & Other Vehicles	Period 1 of 10 (Current)	5	2%	4%	11%	Strengthened	-	-	-	5 Trucks/Other->	5 Trucks/Other->	-	-	-	-	-	-	-	-	-
7 Days - 11/22/23 to 11/29/23	AUTOMOTIVE - Trucks & Other Vehicles	Period 2 of 10	5	-1%	0%	2%	Unchanged	-	-	-	5 Trucks/Other	5 Trucks/Other	-	-	-	-	-	-	-	-	-
7 Days - 11/15/23 to 11/22/23	AUTOMOTIVE - Trucks & Other Vehicles	Period 3 of 10	5	-8%	-1%	1%	Strengthened	-	-	-	5 Trucks/Other	5 Trucks/Other	-	-	-	-	-	-	-	-	-
7 Days - 11/08/23 to 11/15/23	AUTOMOTIVE - Trucks & Other Vehicles	Period 4 of 10	5	4%	6%	7%	Strengthened	-	-	-	5 Trucks/Other->	5 Trucks/Other->	-	-	-	-	-	-	-	-	-
7 Days - 11/01/23 to 11/08/23	AUTOMOTIVE - Trucks & Other Vehicles	Period 5 of 10	5	-3%	1%	5%	Strengthened	-	-	-	5 Trucks/Other->	5 Trucks/Other->	-	-	-	-	-	-	-	-	-
7 Days - 10/25/23 to 11/01/23	AUTOMOTIVE - Trucks & Other Vehicles	Period 6 of 10	5	-3%	1%	5%	Strengthened	-	-	-	5 Trucks/Other	5 Trucks/Other	-	-	-	-	-	-	-	-	-
7 Days - 10/18/23 to 10/25/23	AUTOMOTIVE - Trucks & Other Vehicles	Period 7 of 10	5	-10%	-5%	1%	Weakened	-	-	-	<Trucks/Other 5	<Trucks/Other 5	-	-	-	-	-	-	-	-	-
7 Days - 10/11/23 to 10/18/23	AUTOMOTIVE - Trucks & Other Vehicles	Period 8 of 10	5	-8%	-5%	-3%	Weakened	-	-	-	<Trucks/Other 5	<Trucks/Other 5	-	-	-	-	-	-	-	-	-
7 Days - 10/04/23 to 10/11/23	AUTOMOTIVE - Trucks & Other Vehicles	Period 9 of 10	5	0%	2%	4%	Unchanged	-	-	-	5 Trucks/Other	5 Trucks/Other	-	-	-	-	-	-	-	-	-
7 Days - 09/27/23 to 10/04/23	AUTOMOTIVE - Trucks & Other Vehicles	Period 10 of 10	5	-9%	0%	2%	Strengthened	-	-	-	5 Trucks/Other->	5 Trucks/Other->	-	-	-	-	-	-	-	-	-

Green Highlight: Strengthened

Red Highlight: Weakened

No Highlight: Unchanged

3

December 06, 2023

For educational purposes only. Not a stock or investment recommendation.

2C. Stocks 1 Week Strongest and Weakest

What: stocks currently rated Strongest/Weakest (highest/lowest of 9 strength ratings)

Why: most interesting stocks for available capital because

- the Strongest have the least amount of overhead supply to dampen breakouts while
- the Weakest may be prone to volatility, subject to big pops from bottom-fishing and short-covering BUT ALSO to bigger and faster falls.

(Not guaranteed and not a recommendation – weak stocks in weakening sub-industries may be better shorts than high-flyers.)

STOCK DETAIL (EDUCATIONAL PURPOSES ONLY/NOT FINANCIAL ADVICE)

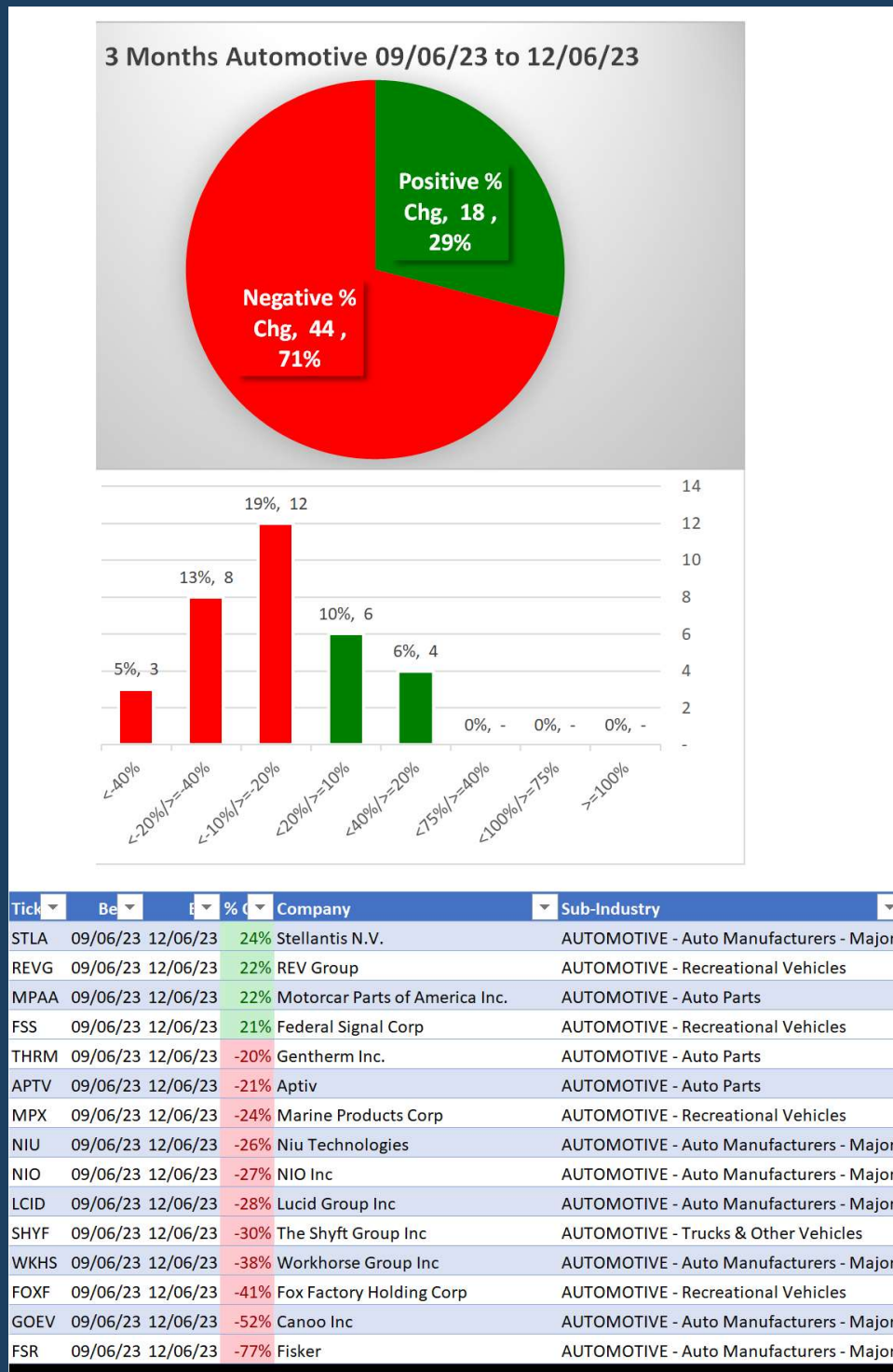
										1 week 11/29/23 to 12/06/23									
Sub-Industry	Ticker	Company	ID1	ID2	% Chg	ID3	Status	9Weakest	8VWeak	7Weaker	6Weak	5Avg	4Strong	3Stronger	2VStrong	1Strongest			
AUTOMOTIVE - Auto Manufacturers - Major	STLA	Stellantis N.V.	15-51-51	100%	4%	24%	1Strongest	-	-	-	-	-	-	-	-	-	-	-	STLA
AUTOMOTIVE - Auto Manufacturers - Major	TM	Toyota Motor Corporation ADS	11-51-51	79%	0%	18%	1Strongest	-	-	-	-	-	-	-	-	-	-	-	TM
AUTOMOTIVE - Auto Manufacturers - Major	RACE	Ferrari NV	15-51-51	97%	-1%	20%	1Strongest	-	-	-	-	-	-	-	-	-	-	-	RACE
AUTOMOTIVE - Auto Manufacturers - Major	XPEV	XPeng Inc	11-51-51	23%	-3%	24%	1Strongest	-	-	-	-	-	-	-	-	-	-	-	XPEV
AUTOMOTIVE - Auto Manufacturers - Major	NIO	NIO Inc	95-51-51	10%	8%	16%	9Weakest	-	-	-	-	-	-	-	-	-	-	-	NIO
AUTOMOTIVE - Auto Manufacturers - Major	F	Ford Motor Co	95-51-51	31%	1%	13%	9Weakest	-	-	-	-	-	-	-	-	-	-	-	F
AUTOMOTIVE - Auto Manufacturers - Major	LCID	Lucid Group Inc	95-51-51	8%	1%	32%	9Weakest	-	-	-	-	-	-	-	-	-	-	-	LCID
AUTOMOTIVE - Auto Manufacturers - Major	NIU	Niu Technologies	99-51-51	1%	5%	32%	9Weakest	-	-	-	-	-	-	-	-	-	-	-	NIU
AUTOMOTIVE - Auto Manufacturers - Major	GOEV	Canoo Inc	95-51-51	1%	13%	40%	9Weakest	-	-	-	-	-	-	-	-	-	-	-	GOEV
AUTOMOTIVE - Auto Manufacturers - Major	FSR	Fisker	95-51-51	0%	21%	75%	9Weakest	-	-	-	-	-	-	-	-	-	-	-	FSR
AUTOMOTIVE - Auto Parts	PATK	Patrick Industries Inc	15-51-51	85%	4%	11%	1Strongest	-	-	-	-	-	-	-	-	-	-	-	PATK
AUTOMOTIVE - Auto Parts	MOD	Modine Manufacturing Co	15-51-51	98%	3%	48%	1Strongest	-	-	-	-	-	-	-	-	-	-	-	MOD
AUTOMOTIVE - Auto Parts	MLR	Miller Industries Inc	15-51-51	69%	-1%	8%	1Strongest	-	-	-	-	-	-	-	-	-	-	-	MLR
AUTOMOTIVE - Auto Parts	ALV	Autoliv Inc	15-51-51	91%	-1%	10%	1Strongest	-	-	-	-	-	-	-	-	-	-	-	ALV
AUTOMOTIVE - Auto Parts	CPS	Cooper-Standard Holdings	15-51-51	23%	-9%	18%	1Strongest	-	-	-	-	-	-	-	-	-	-	-	CPS
AUTOMOTIVE - Auto Parts	PLOW	Douglas Dynamics Inc	95-51-51	12%	4%	-6%	9Weakest	-	-	-	-	-	-	-	-	-	-	-	PLOW
AUTOMOTIVE - Auto Parts	LKQ	LKQ Corp	95-51-51	68%	2%	14%	9Weakest	-	-	-	-	-	-	-	-	-	-	-	LKQ
AUTOMOTIVE - Auto Parts	ADNT	Adient Plc	95-51-51	57%	1%	13%	9Weakest	-	-	-	-	-	-	-	-	-	-	-	ADNT
AUTOMOTIVE - Auto Parts	SRI	Stoneridge Inc	95-51-51	12%	0%	10%	9Weakest	-	-	-	-	-	-	-	-	-	-	-	SRI
AUTOMOTIVE - Auto Parts	VC	Visteon Corp	95-51-51	61%	-1%	15%	9Weakest	-	-	-	-	-	-	-	-	-	-	-	VC
AUTOMOTIVE - Auto Parts	THRM	Gentherm Inc	95-51-51	25%	-1%	19%	9Weakest	-	-	-	-	-	-	-	-	-	-	-	THRM
AUTOMOTIVE - Auto Parts	APTV	Aptiv	95-51-51	33%	-2%	18%	9Weakest	-	-	-	-	-	-	-	-	-	-	-	APTV
AUTOMOTIVE - Auto Parts	BWA	Borg Warner Inc	95-51-51	50%	-4%	19%	9Weakest	-	-	-	-	-	-	-	-	-	-	-	BWA
AUTOMOTIVE - Recreational Vehicles	THO	Thor Industries Inc	15-61-51	59%	4%	12%	1Strongest	-	-	-	-	-	-	-	-	-	-	-	THO
AUTOMOTIVE - Recreational Vehicles	REV	REV Group	15-61-51	70%	3%	22%	1Strongest	-	-	-	-	-	-	-	-	-	-	-	REV
AUTOMOTIVE - Recreational Vehicles	FSS	Federal Signal Corp	15-61-51	98%	2%	19%	1Strongest	-	-	-	-	-	-	-	-	-	-	-	FSS
AUTOMOTIVE - Recreational Vehicles	MPX	Marine Products Corp	95-61-51	25%	7%	26%	9Weakest	-	-	-	-	-	-	-	-	-	-	-	MPX
AUTOMOTIVE - Recreational Vehicles	PII	Polaris Industries Inc	95-61-51	46%	3%	19%	9Weakest	-	-	-	-	-	-	-	-	-	-	-	PII
AUTOMOTIVE - Recreational Vehicles	MBUU	Malibu Boats Inc	95-61-51	37%	2%	14%	9Weakest	-	-	-	-	-	-	-	-	-	-	-	MBUU
AUTOMOTIVE - Recreational Vehicles	MCFT	MCB Holdings Inc	95-61-51	52%	1%	23%	9Weakest	-	-	-	-	-	-	-	-	-	-	-	MCFT
AUTOMOTIVE - Recreational Vehicles	FOXF	Fox Factory Holding Corp	95-61-51	17%	1%	37%	9Weakest	-	-	-	-	-	-	-	-	-	-	-	FOXF
AUTOMOTIVE - Recreational Vehicles	DOOO	BRP Inc	95-61-51	54%	13%	21%	9Weakest	-	-	-	-	-	-	-	-	-	-	-	DOOO
AUTOMOTIVE - Trucks & Other Vehicles	PCAR	Paccar Inc	15-41-51	100%	4%	18%	1Strongest	-	-	-	-	-	-	-	-	-	-	-	PCAR
AUTOMOTIVE - Trucks & Other Vehicles	OSK	Oshkosh Corp	11-41-51	57%	2%	11%	1Strongest	-	-	-	-	-	-	-	-	-	-	-	OSK
AUTOMOTIVE - Trucks & Other Vehicles	SHYF	The Shift Group Inc	95-41-51	6%	2%	40%	9Weakest	-	-	-	-	-	-	-	-	-	-	-	SHYF



Strongest to Weakest stocks ratio is 14:21 (23% and 34% of total) 11/29/23 to 12/06/23.

3. STRENGTH BY LOOKBACK PERIOD (with Best/Worst stocks)

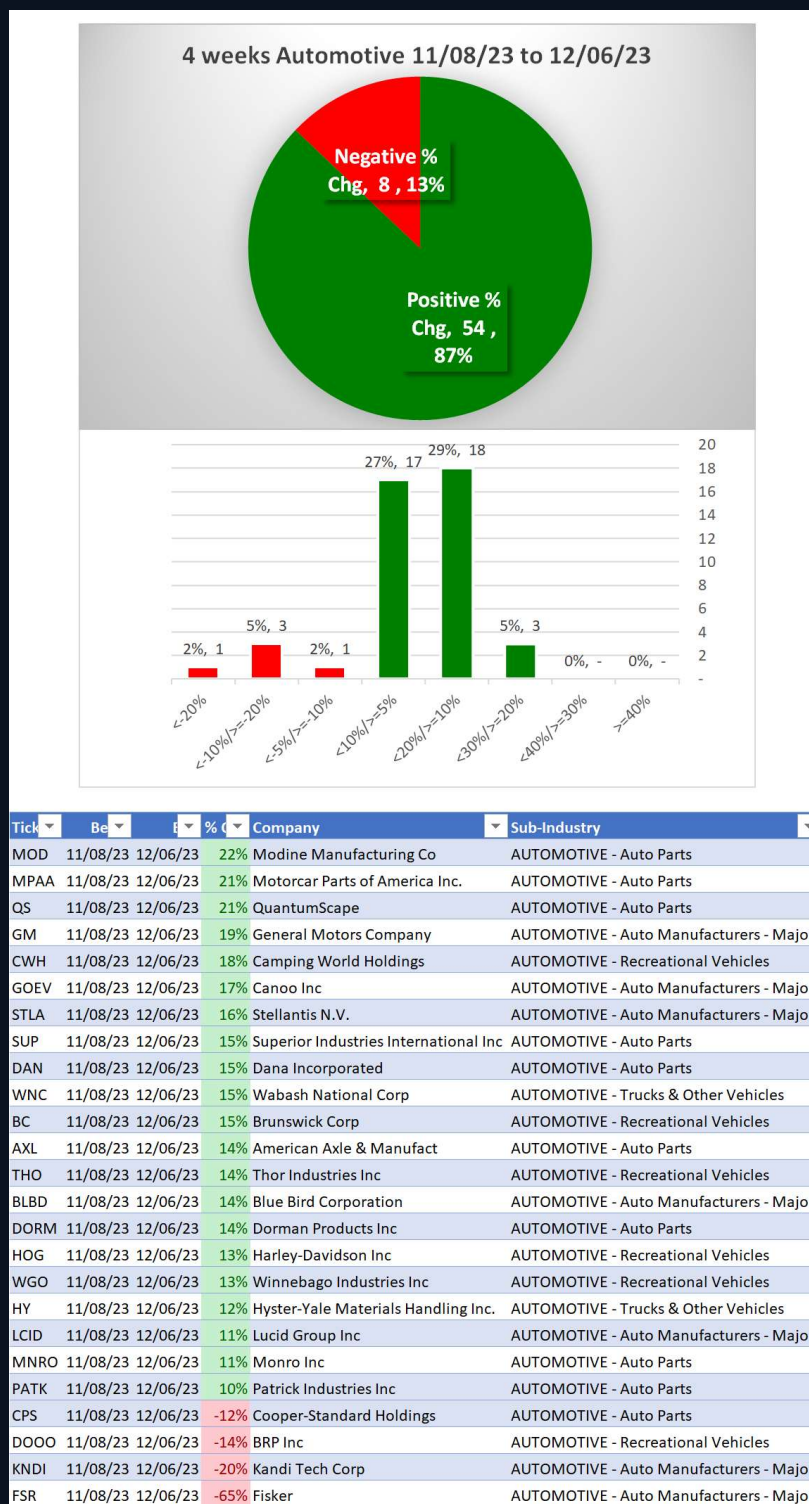
3A. Lookback 3 Months



4 stocks >+20% and 11 stocks <-20% (6% and 18% of total) 09/06/23 to 12/06/23.

3. STRENGTH BY LOOKBACK PERIOD (with Best/Worst stocks)

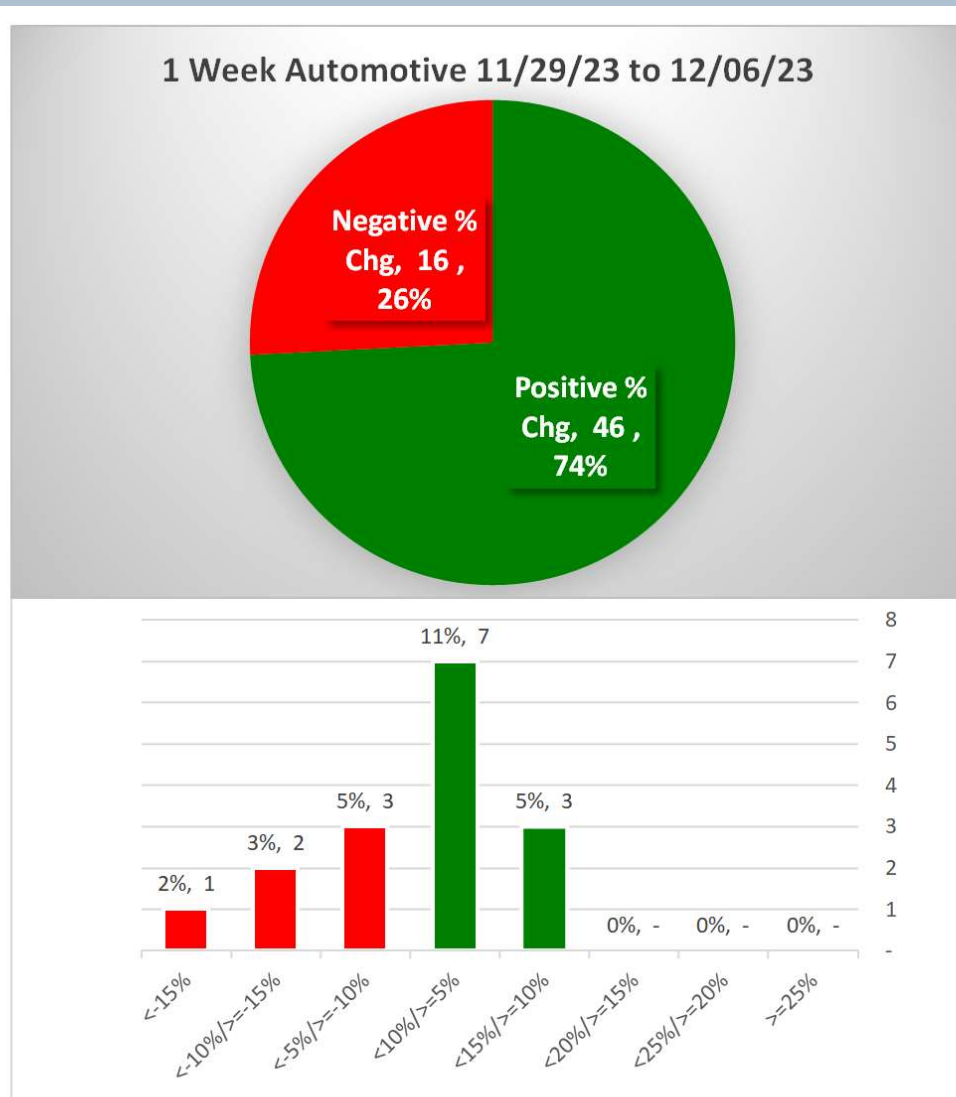
3B. Lookback 4 Weeks



21 stocks >+10% and 4 stocks <-10% (34% and 6% of total) 11/08/23 to 12/06/23.

3. STRENGTH BY LOOKBACK PERIOD (with Best/Worst stocks)

3C. Lookback 1 Week



Tick	Be	E	% C	Company	Sub-Industry
BLBD	11/29/23	12/06/23	12%	Blue Bird Corporation	AUTOMOTIVE - Auto Manufacturers - Major
WNC	11/29/23	12/06/23	11%	Wabash National Corp	AUTOMOTIVE - Trucks & Other Vehicles
SUP	11/29/23	12/06/23	11%	Superior Industries International Inc	AUTOMOTIVE - Auto Parts
GOEV	11/29/23	12/06/23	-13%	Canoo Inc	AUTOMOTIVE - Auto Manufacturers - Major
DOOO	11/29/23	12/06/23	-13%	BRP Inc	AUTOMOTIVE - Recreational Vehicles
FSR	11/29/23	12/06/23	-21%	Fisker	AUTOMOTIVE - Auto Manufacturers - Major

3 stocks >+10% and 3 stocks <-10% (5% and 5% of total) 11/29/23 to 12/06/23.