

# 10-Week Industry Strength Report

December 01, 2023

**Instructions:** Scroll page-by-page to see the 10-week week-by-week strengthening and weakening by industry (most recent week first)

12/01  
2023

13 of 29 Industries Strengthened,  
0 Weakened, 4.7 Avg\* (+0.5)

\*Range 9 to 1

Week 1 (Current):

Length - Begin/End	Industry	#	Min	Avg	Max	Status	9Weakest	8VWeak	7Weaker	6Weak	5Avg	4Strong	3Stronger	2VStrong	1Strongest
7 Days - 11/24/23 to 12/01/23	BANKING	283	-7%	4%	23%	Strengthened					283 BANKING->	283 BANKING->			
7 Days - 11/24/23 to 12/01/23	FINANCIAL SERVICES	128	-6%	3%	36%	Strengthened					128 FIN SVC->	128 FIN SVC->			
7 Days - 11/24/23 to 12/01/23	INSURANCE	89	-8%	1%	8%	Strengthened						89 INSURANCE			
7 Days - 11/24/23 to 12/01/23	REAL ESTATE	189	-3%	5%	27%	Strengthened				189 REAL ESTATE->	189 REAL ESTATE->				
7 Days - 11/24/23 to 12/01/23	COMPUTER HARDWARE	32	-10%	2%	17%	Unchanged					32 HARDWARE				
7 Days - 11/24/23 to 12/01/23	COMPUTER SOFTWARE & SERVICES	197	-19%	4%	44%	Strengthened					197 SOFTWARE->	197 SOFTWARE->			
7 Days - 11/24/23 to 12/01/23	ELECTRONICS	122	-11%	2%	31%	Strengthened					122 ELECTRNCS				
7 Days - 11/24/23 to 12/01/23	INTERNET	40	-19%	3%	22%	Strengthened						40 INTERNET			
7 Days - 11/24/23 to 12/01/23	TELECOMMUNICATIONS	50	-5%	2%	14%	Strengthened				50 TELCO->	50 TELCO->				
7 Days - 11/24/23 to 12/01/23	CONSUMER DURABLES	41	-11%	3%	17%	Strengthened					41 CONS DURBLS				
7 Days - 11/24/23 to 12/01/23	CONSUMER NON-DURABLES	79	-4%	4%	14%	Strengthened					79 CON N-DUR->	79 CON N-DUR->			
7 Days - 11/24/23 to 12/01/23	FOOD & BEVERAGE	66	-6%	1%	18%	Strengthened			66 FOOD BEV						
7 Days - 11/24/23 to 12/01/23	RETAIL	55	-26%	3%	54%	Strengthened					55 RETAIL				
7 Days - 11/24/23 to 12/01/23	SPECIALTY RETAIL	70	-13%	5%	27%	Strengthened					70 SPEC RETAIL				
7 Days - 11/24/23 to 12/01/23	AUTOMOTIVE	62	-22%	1%	19%	Strengthened				62 AUTO					
7 Days - 11/24/23 to 12/01/23	ENERGY	148	-15%	0%	14%	Unchanged					148 ENERGY				
7 Days - 11/24/23 to 12/01/23	MATERIALS & CONSTRUCTION	83	-12%	2%	13%	Strengthened						83 MTL CONST->	83 MTL CONST->		
7 Days - 11/24/23 to 12/01/23	METALS & MINING	68	-9%	5%	23%	Strengthened					68 METALS->	68 METALS->			
7 Days - 11/24/23 to 12/01/23	TRANSPORTATION	83	-12%	2%	15%	Strengthened					83 TRANSPORT->	83 TRANSPORT->			
7 Days - 11/24/23 to 12/01/23	DIVERSIFIED SERVICES	144	-10%	3%	40%	Strengthened					144 DIV SVC->	144 DIV SVC->			
7 Days - 11/24/23 to 12/01/23	HEALTH SERVICES	135	-13%	1%	26%	Strengthened				135 HEALTH SVC->	135 HEALTH SVC->				
7 Days - 11/24/23 to 12/01/23	LEISURE	81	-9%	2%	18%	Strengthened				81 LEISURE->	81 LEISURE->				
7 Days - 11/24/23 to 12/01/23	MEDIA	56	-11%	1%	11%	Unchanged				56 MEDIA					
7 Days - 11/24/23 to 12/01/23	UTILITIES	80	-7%	2%	23%	Strengthened				80 UTILITIES					
7 Days - 11/24/23 to 12/01/23	AEROSPACE/DEFENSE	29	-3%	2%	11%	Strengthened						29 AERO/DEF			
7 Days - 11/24/23 to 12/01/23	CHEMICALS	63	-10%	3%	28%	Strengthened				63 CHEMICALS->	63 CHEMICALS->				
7 Days - 11/24/23 to 12/01/23	DRUGS	256	-60%	4%	83%	Strengthened				256 DRUGS					
7 Days - 11/24/23 to 12/01/23	MANUFACTURING	125	-31%	2%	14%	Strengthened					125 MFG				
7 Days - 11/24/23 to 12/01/23	WHOLESALE	36	-18%	1%	15%	Strengthened						36 WHOLESALE			

10 weeks ago:

Length - Begin/End	Industry	#	Min	Avg	Max	Status	9Weakest	8VWeak	7Weaker	6Weak	5Avg	4Strong	3Stronger	2VStrong	1Strongest
7 Days - 09/22/23 to 09/29/23	BANKING	283	-10%	0%	12%	Weakened			283 BANKING						
7 Days - 09/22/23 to 09/29/23	FINANCIAL SERVICES	129	-7%	1%	88%	Weakened				<-FIN SVC 129	<-FIN SVC 129				
7 Days - 09/22/23 to 09/29/23	INSURANCE	89	-9%	-2%	7%	Weakened					<-INSURANCE 89	<-INSURANCE 89			
7 Days - 09/22/23 to 09/29/23	REAL ESTATE	190	-20%	-2%	8%	Weakened			190 REAL ESTATE						
7 Days - 09/22/23 to 09/29/23	COMPUTER HARDWARE	32	-10%	1%	16%	Unchanged				32 HARDWARE					
7 Days - 09/22/23 to 09/29/23	COMPUTER SOFTWARE & SERVICES	201	-15%	1%	22%	Unchanged					201 SOFTWARE				
7 Days - 09/22/23 to 09/29/23	ELECTRONICS	122	-6%	2%	18%	Strengthened				122 ELECTRNCS					
7 Days - 09/22/23 to 09/29/23	INTERNET	41	-5%	2%	31%	Strengthened				41 INTERNET					
7 Days - 09/22/23 to 09/29/23	TELECOMMUNICATIONS	50	-9%	-2%	6%	Weakened			<-TELCO 50	<-TELCO 50					
7 Days - 09/22/23 to 09/29/23	CONSUMER DURABLES	41	-4%	2%	22%	Strengthened				41 CONS DURBLS->	41 CONS DURBLS->				
7 Days - 09/22/23 to 09/29/23	CONSUMER NON-DURABLES	80	-9%	0%	8%	Unchanged				80 CON N-DUR					
7 Days - 09/22/23 to 09/29/23	FOOD & BEVERAGE	67	-6%	-2%	5%	Unchanged				67 FOOD BEV					
7 Days - 09/22/23 to 09/29/23	RETAIL	55	-9%	1%	15%	Unchanged				55 RETAIL					
7 Days - 09/22/23 to 09/29/23	SPECIALTY RETAIL	70	-8%	4%	70%	Strengthened				70 SPEC RETAIL					
7 Days - 09/22/23 to 09/29/23	AUTOMOTIVE	62	-9%	1%	14%	Strengthened				62 AUTO					
7 Days - 09/22/23 to 09/29/23	ENERGY	150	-8%	2%	17%	Strengthened						150 ENERGY			
7 Days - 09/22/23 to 09/29/23	MATERIALS & CONSTRUCTION	83	-6%	1%	28%	Strengthened					83 MTL CONST				
7 Days - 09/22/23 to 09/29/23	METALS & MINING	68	-12%	0%	23%	Strengthened				68 METALS					
7 Days - 09/22/23 to 09/29/23	TRANSPORTATION	83	-15%	1%	14%	Unchanged				83 TRANSPORT					
7 Days - 09/22/23 to 09/29/23	DIVERSIFIED SERVICES	144	-12%	0%	21%	Weakened				144 DIV SVC					
7 Days - 09/22/23 to 09/29/23	HEALTH SERVICES	135	-13%	0%	23%	Weakened			<-HEALTH SVC 135	<-HEALTH SVC 135					
7 Days - 09/22/23 to 09/29/23	LEISURE	82	-11%	0%	13%	Unchanged			82 LEISURE						
7 Days - 09/22/23 to 09/29/23	MEDIA	56	-18%	0%	13%	Unchanged				56 MEDIA					
7 Days - 09/22/23 to 09/29/23	UTILITIES	80	-39%	-6%	9%	Unchanged			80 UTILITIES						
7 Days - 09/22/23 to 09/29/23	AEROSPACE/DEFENSE	29	-28%	0%	6%	Unchanged				29 AERO/DEF					
7 Days - 09/22/23 to 09/29/23	CHEMICALS	64	-9%	1%	26%	Unchanged				64 CHEMICALS					
7 Days - 09/22/23 to 09/29/23	DRUGS	260	-38%	-1%	77%	Weakened			<-DRUGS 260	<-DRUGS 260					
7 Days - 09/22/23 to 09/29/23	MANUFACTURING	126	-14%	1%	9%	Unchanged				126 MFG					
7 Days - 09/22/23 to 09/29/23	WHOLESALE	36	-25%	0%	10%	Strengthened				36 WHOLESALE->	36 WHOLESALE->				

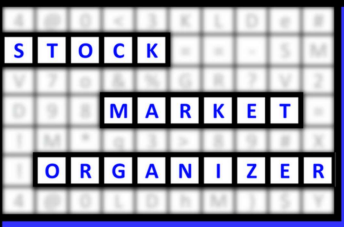
Green Highlight: Strengthened

Red Highlight: Weakened

No Highlight: Unchanged

1

For educational purposes only. Not financial advice or a stock/investment recommendation.



# 10-Week Industry Strength Report

December 01, 2023

**Instructions:** Scroll page-by-page to see the 10-week week-by-week strengthening and weakening by industry (most recent week first)

11/24  
2023

**3 of 29 Industries Strengthened,  
0 Weakened, 5.2 Avg\* (+0.1)**

\*Range 9 to 1

Preceding Week 2:

Length - Begin/End	Industry	#	Min	Avg	Max	Status	9Weakest	8VWeak	7Weaker	6Weak	5Avg	4Strong	3Stronger	2VStrong	1Strongest
7 Days - 11/17/23 to 11/24/23	BANKING	283	-8%	-1%	9%	Weakened					283 BANKING				
7 Days - 11/17/23 to 11/24/23	FINANCIAL SERVICES	128	-7%	1%	14%	Strengthened					128 FIN SVC				
7 Days - 11/17/23 to 11/24/23	INSURANCE	89	-4%	2%	9%	Strengthened						89 INSURANCE			
7 Days - 11/17/23 to 11/24/23	REAL ESTATE	189	-7%	0%	7%	Weakened				189 REAL ESTATE					
7 Days - 11/17/23 to 11/24/23	COMPUTER HARDWARE	32	-3%	2%	11%	Strengthened					32 HARDWARE				
7 Days - 11/17/23 to 11/24/23	COMPUTER SOFTWARE & SERVICES	197	-13%	1%	42%	Strengthened					197 SOFTWARE				
7 Days - 11/17/23 to 11/24/23	ELECTRONICS	122	-16%	1%	12%	Unchanged					122 ELECTRONICS				
7 Days - 11/17/23 to 11/24/23	INTERNET	40	-25%	1%	10%	Strengthened					40 INTERNET->	40 INTERNET->			
7 Days - 11/17/23 to 11/24/23	TELECOMMUNICATIONS	50	-3%	1%	9%	Strengthened				50 TELCO					
7 Days - 11/17/23 to 11/24/23	CONSUMER DURABLES	41	-12%	1%	36%	Unchanged					41 CONS DURBLS				
7 Days - 11/17/23 to 11/24/23	CONSUMER NON-DURABLES	79	-11%	0%	10%	Unchanged					79 CON N-DUR				
7 Days - 11/17/23 to 11/24/23	FOOD & BEVERAGE	66	-10%	1%	10%	Unchanged				66 FOOD BEV					
7 Days - 11/17/23 to 11/24/23	RETAIL	55	-9%	2%	27%	Strengthened				55 RETAIL->	55 RETAIL->				
7 Days - 11/17/23 to 11/24/23	SPECIALTY RETAIL	70	-15%	1%	11%	Unchanged					70 SPEC RETAIL				
7 Days - 11/17/23 to 11/24/23	AUTOMOTIVE	62	-8%	0%	10%	Unchanged				62 AUTO					
7 Days - 11/17/23 to 11/24/23	ENERGY	148	-9%	1%	57%	Unchanged					148 ENERGY				
7 Days - 11/17/23 to 11/24/23	MATERIALS & CONSTRUCTION	83	-10%	1%	18%	Strengthened						83 MTL CONST			
7 Days - 11/17/23 to 11/24/23	METALS & MINING	68	-3%	2%	21%	Unchanged					68 METALS				
7 Days - 11/17/23 to 11/24/23	TRANSPORTATION	83	-9%	2%	18%	Strengthened					83 TRANSPORT				
7 Days - 11/17/23 to 11/24/23	DIVERSIFIED SERVICES	144	-9%	1%	46%	Unchanged					144 DIV SVC				
7 Days - 11/17/23 to 11/24/23	HEALTH SERVICES	135	-15%	3%	29%	Strengthened				135 HEALTH SVC					
7 Days - 11/17/23 to 11/24/23	LEISURE	81	-9%	0%	10%	Unchanged				81 LEISURE					
7 Days - 11/17/23 to 11/24/23	MEDIA	56	-7%	2%	44%	Strengthened				56 MEDIA					
7 Days - 11/17/23 to 11/24/23	UTILITIES	80	-9%	1%	29%	Unchanged				80 UTILITIES					
7 Days - 11/17/23 to 11/24/23	AEROSPACE/DEFENSE	29	-4%	2%	8%	Strengthened						29 AERO/DEF			
7 Days - 11/17/23 to 11/24/23	CHEMICALS	63	-11%	0%	10%	Unchanged				63 CHEMICALS					
7 Days - 11/17/23 to 11/24/23	DRUGS	256	-53%	1%	27%	Strengthened				256 DRUGS					
7 Days - 11/17/23 to 11/24/23	MANUFACTURING	125	-11%	0%	11%	Strengthened					125 MFG				
7 Days - 11/17/23 to 11/24/23	WHOLESALE	36	-3%	1%	7%	Strengthened					36 WHOLESALE->	36 WHOLESALE->			

Current:

Length - Begin/End	Industry	#	Min	Avg	Max	Status	9Weakest	8VWeak	7Weaker	6Weak	5Avg	4Strong	3Stronger	2VStrong	1Strongest
7 Days - 11/24/23 to 12/01/23	BANKING	283	-7%	4%	23%	Strengthened					283 BANKING->	283 BANKING->			
7 Days - 11/24/23 to 12/01/23	FINANCIAL SERVICES	128	-6%	3%	36%	Strengthened					128 FIN SVC->	128 FIN SVC->			
7 Days - 11/24/23 to 12/01/23	INSURANCE	89	-8%	1%	8%	Strengthened						89 INSURANCE			
7 Days - 11/24/23 to 12/01/23	REAL ESTATE	189	-3%	5%	27%	Strengthened				189 REAL ESTATE->	189 REAL ESTATE->				
7 Days - 11/24/23 to 12/01/23	COMPUTER HARDWARE	32	-10%	2%	17%	Unchanged					32 HARDWARE				
7 Days - 11/24/23 to 12/01/23	COMPUTER SOFTWARE & SERVICES	197	-19%	4%	44%	Strengthened					197 SOFTWARE->	197 SOFTWARE->			
7 Days - 11/24/23 to 12/01/23	ELECTRONICS	122	-11%	2%	31%	Strengthened					122 ELECTRONICS				
7 Days - 11/24/23 to 12/01/23	INTERNET	40	-19%	3%	22%	Strengthened						40 INTERNET			
7 Days - 11/24/23 to 12/01/23	TELECOMMUNICATIONS	50	-5%	2%	14%	Strengthened				50 TELCO->	50 TELCO->				
7 Days - 11/24/23 to 12/01/23	CONSUMER DURABLES	41	-11%	3%	17%	Strengthened					41 CONS DURBLS				
7 Days - 11/24/23 to 12/01/23	CONSUMER NON-DURABLES	79	-4%	4%	14%	Strengthened					79 CON N-DUR->	79 CON N-DUR->			
7 Days - 11/24/23 to 12/01/23	FOOD & BEVERAGE	66	-6%	1%	18%	Strengthened				66 FOOD BEV					
7 Days - 11/24/23 to 12/01/23	RETAIL	55	-26%	3%	54%	Strengthened					55 RETAIL				
7 Days - 11/24/23 to 12/01/23	SPECIALTY RETAIL	70	-13%	5%	27%	Strengthened					70 SPEC RETAIL				
7 Days - 11/24/23 to 12/01/23	AUTOMOTIVE	62	-22%	1%	19%	Strengthened				62 AUTO					
7 Days - 11/24/23 to 12/01/23	ENERGY	148	-15%	0%	14%	Unchanged					148 ENERGY				
7 Days - 11/24/23 to 12/01/23	MATERIALS & CONSTRUCTION	83	-12%	2%	13%	Strengthened					83 MTL CONST->	83 MTL CONST->			
7 Days - 11/24/23 to 12/01/23	METALS & MINING	68	-9%	5%	23%	Strengthened					68 METALS->	68 METALS->			
7 Days - 11/24/23 to 12/01/23	TRANSPORTATION	83	-12%	2%	15%	Strengthened					83 TRANSPORT->	83 TRANSPORT->			
7 Days - 11/24/23 to 12/01/23	DIVERSIFIED SERVICES	144	-10%	3%	40%	Strengthened					144 DIV SVC->	144 DIV SVC->			
7 Days - 11/24/23 to 12/01/23	HEALTH SERVICES	135	-13%	1%	26%	Strengthened				135 HEALTH SVC->	135 HEALTH SVC->				
7 Days - 11/24/23 to 12/01/23	LEISURE	81	-9%	2%	18%	Strengthened				81 LEISURE->	81 LEISURE->				
7 Days - 11/24/23 to 12/01/23	MEDIA	56	-11%	1%	11%	Unchanged				56 MEDIA					
7 Days - 11/24/23 to 12/01/23	UTILITIES	80	-7%	2%	23%	Strengthened				80 UTILITIES					
7 Days - 11/24/23 to 12/01/23	AEROSPACE/DEFENSE	29	-3%	2%	11%	Strengthened						29 AERO/DEF			
7 Days - 11/24/23 to 12/01/23	CHEMICALS	63	-10%	3%	28%	Strengthened				63 CHEMICALS->	63 CHEMICALS->				
7 Days - 11/24/23 to 12/01/23	DRUGS	256	-66%	4%	83%	Strengthened				256 DRUGS					
7 Days - 11/24/23 to 12/01/23	MANUFACTURING	125	-31%	2%	14%	Strengthened					125 MFG				
7 Days - 11/24/23 to 12/01/23	WHOLESALE	36	-18%	1%	15%	Strengthened						36 WHOLESALE			

Green Highlight: Strengthened

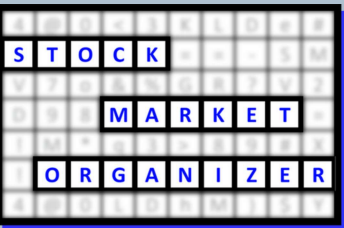
Red Highlight: Weakened

No Highlight: Unchanged

2

For educational purposes only. Not financial advice or a stock/investment recommendation.





# 10-Week Industry Strength Report

December 01, 2023

**Instructions:** Scroll page-by-page to see the 10-week week-by-week strengthening and weakening by industry (most recent week first)

11/17  
2023

17 of 29 Industries Strengthened,  
0 Weakened, 5.3 Avg\* (+0.6)

\*Range 9 to 1

Preceding Week 3:

Length - Begin/End	Industry	#	Min	Avg	Max	Status	9Weakest	8VWeak	7Weaker	6Week	5Avg	4Strong	3Stronger	2VStrong	1Strongest
7 Days - 11/10/23 to 11/17/23	BANKING	283	-5%	7%	28%	Strengthened				283 BANKING->	283 BANKING->				
7 Days - 11/10/23 to 11/17/23	FINANCIAL SERVICES	129	-15%	3%	24%	Strengthened				129 FIN SVC->	129 FIN SVC->				
7 Days - 11/10/23 to 11/17/23	INSURANCE	89	-7%	2%	16%	Strengthened				89 INSURANCE->	89 INSURANCE->				
7 Days - 11/10/23 to 11/17/23	REAL ESTATE	190	-12%	5%	27%	Strengthened			190 REAL ESTATE->	190 REAL ESTATE->					
7 Days - 11/10/23 to 11/17/23	COMPUTER HARDWARE	32	-9%	5%	30%	Unchanged					32 HARDWARE				
7 Days - 11/10/23 to 11/17/23	COMPUTER SOFTWARE & SERVICES	198	-17%	5%	45%	Strengthened					198 SOFTWARE				
7 Days - 11/10/23 to 11/17/23	ELECTRONICS	122	-6%	7%	70%	Strengthened				122 ELECTRONICS->	122 ELECTRONICS->				
7 Days - 11/10/23 to 11/17/23	INTERNET	41	-3%	5%	27%	Strengthened					41 INTERNET				
7 Days - 11/10/23 to 11/17/23	TELECOMMUNICATIONS	50	-14%	3%	11%	Strengthened				50 TELCO					
7 Days - 11/10/23 to 11/17/23	CONSUMER DURABLES	41	-14%	6%	28%	Strengthened				41 CONS DURBLS->	41 CONS DURBLS->				
7 Days - 11/10/23 to 11/17/23	CONSUMER NON-DURABLES	80	-5%	6%	19%	Strengthened				80 CON N-DUR->	80 CON N-DUR->				
7 Days - 11/10/23 to 11/17/23	FOOD & BEVERAGE	66	-8%	2%	19%	Strengthened				66 FOOD BEV					
7 Days - 11/10/23 to 11/17/23	RETAIL	55	-10%	5%	46%	Strengthened				55 RETAIL					
7 Days - 11/10/23 to 11/17/23	SPECIALTY RETAIL	70	-22%	6%	32%	Strengthened				70 SPEC RETAIL->	70 SPEC RETAIL->				
7 Days - 11/10/23 to 11/17/23	AUTOMOTIVE	62	-37%	5%	20%	Strengthened				62 AUTO					
7 Days - 11/10/23 to 11/17/23	ENERGY	148	-16%	1%	13%	Strengthened				148 ENERGY->	148 ENERGY->				
7 Days - 11/10/23 to 11/17/23	MATERIALS & CONSTRUCTION	83	-60%	5%	74%	Strengthened					83 MTL CONST->	83 MTL CONST->			
7 Days - 11/10/23 to 11/17/23	METALS & MINING	68	-3%	5%	22%	Strengthened				68 METALS->	68 METALS->				
7 Days - 11/10/23 to 11/17/23	TRANSPORTATION	83	-7%	5%	42%	Strengthened				83 TRANSPORT->	83 TRANSPORT->				
7 Days - 11/10/23 to 11/17/23	DIVERSIFIED SERVICES	144	-14%	4%	27%	Strengthened					144 DIV SVC				
7 Days - 11/10/23 to 11/17/23	HEALTH SERVICES	135	-27%	8%	38%	Strengthened			135 HEALTH SVC->	135 HEALTH SVC->					
7 Days - 11/10/23 to 11/17/23	LEISURE	81	-7%	5%	33%	Strengthened				81 LEISURE					
7 Days - 11/10/23 to 11/17/23	MEDIA	56	-9%	5%	33%	Strengthened				56 MEDIA					
7 Days - 11/10/23 to 11/17/23	UTILITIES	80	-2%	5%	43%	Strengthened			80 UTILITIES->	80 UTILITIES->					
7 Days - 11/10/23 to 11/17/23	AEROSPACE/DEFENSE	29	-4%	2%	22%	Strengthened					29 AERO/DEF->	29 AERO/DEF->			
7 Days - 11/10/23 to 11/17/23	CHEMICALS	63	-4%	6%	31%	Strengthened				63 CHEMICALS					
7 Days - 11/10/23 to 11/17/23	DRUGS	256	-80%	8%	45%	Strengthened			256 DRUGS->	256 DRUGS->					
7 Days - 11/10/23 to 11/17/23	MANUFACTURING	125	-25%	4%	30%	Strengthened				125 MFG->	125 MFG->				
7 Days - 11/10/23 to 11/17/23	WHOLESALE	36	-4%	4%	14%	Strengthened				36 WHOLESALE					

Current:

Length - Begin/End	Industry	#	Min	Avg	Max	Status	9Weakest	8VWeak	7Weaker	6Week	5Avg	4Strong	3Stronger	2VStrong	1Strongest
7 Days - 11/24/23 to 12/01/23	BANKING	283	-7%	4%	23%	Strengthened					283 BANKING->	283 BANKING->			
7 Days - 11/24/23 to 12/01/23	FINANCIAL SERVICES	128	-6%	3%	36%	Strengthened					128 FIN SVC->	128 FIN SVC->			
7 Days - 11/24/23 to 12/01/23	INSURANCE	89	-8%	1%	8%	Strengthened					89 INSURANCE				
7 Days - 11/24/23 to 12/01/23	REAL ESTATE	189	-3%	5%	27%	Strengthened				189 REAL ESTATE->	189 REAL ESTATE->				
7 Days - 11/24/23 to 12/01/23	COMPUTER HARDWARE	32	-10%	2%	17%	Unchanged					32 HARDWARE				
7 Days - 11/24/23 to 12/01/23	COMPUTER SOFTWARE & SERVICES	197	-19%	4%	44%	Strengthened					197 SOFTWARE->	197 SOFTWARE->			
7 Days - 11/24/23 to 12/01/23	ELECTRONICS	122	-11%	2%	31%	Strengthened					122 ELECTRONICS				
7 Days - 11/24/23 to 12/01/23	INTERNET	40	-19%	3%	22%	Strengthened						40 INTERNET			
7 Days - 11/24/23 to 12/01/23	TELECOMMUNICATIONS	50	-5%	2%	14%	Strengthened				50 TELCO->	50 TELCO->				
7 Days - 11/24/23 to 12/01/23	CONSUMER DURABLES	41	-11%	3%	17%	Strengthened					41 CONS DURBLS				
7 Days - 11/24/23 to 12/01/23	CONSUMER NON-DURABLES	79	-4%	4%	14%	Strengthened					79 CON N-DUR->	79 CON N-DUR->			
7 Days - 11/24/23 to 12/01/23	FOOD & BEVERAGE	66	-6%	1%	18%	Strengthened				66 FOOD BEV					
7 Days - 11/24/23 to 12/01/23	RETAIL	55	-26%	3%	54%	Strengthened					55 RETAIL				
7 Days - 11/24/23 to 12/01/23	SPECIALTY RETAIL	70	-13%	5%	27%	Strengthened					70 SPEC RETAIL				
7 Days - 11/24/23 to 12/01/23	AUTOMOTIVE	62	-22%	1%	19%	Strengthened									
7 Days - 11/24/23 to 12/01/23	ENERGY	148	-15%	0%	14%	Unchanged					148 ENERGY				
7 Days - 11/24/23 to 12/01/23	MATERIALS & CONSTRUCTION	83	-12%	2%	13%	Strengthened						83 MTL CONST->	83 MTL CONST->		
7 Days - 11/24/23 to 12/01/23	METALS & MINING	68	-9%	5%	23%	Strengthened					68 METALS->	68 METALS->			
7 Days - 11/24/23 to 12/01/23	TRANSPORTATION	83	-12%	2%	15%	Strengthened					83 TRANSPORT->	83 TRANSPORT->			
7 Days - 11/24/23 to 12/01/23	DIVERSIFIED SERVICES	144	-10%	3%	40%	Strengthened					144 DIV SVC->	144 DIV SVC->			
7 Days - 11/24/23 to 12/01/23	HEALTH SERVICES	135	-13%	1%	26%	Strengthened					135 HEALTH SVC->	135 HEALTH SVC->			
7 Days - 11/24/23 to 12/01/23	LEISURE	81	-9%	2%	18%	Strengthened					81 LEISURE->	81 LEISURE->			
7 Days - 11/24/23 to 12/01/23	MEDIA	56	-11%	1%	11%	Unchanged					56 MEDIA				
7 Days - 11/24/23 to 12/01/23	UTILITIES	80	-7%	2%	23%	Strengthened				80 UTILITIES					
7 Days - 11/24/23 to 12/01/23	AEROSPACE/DEFENSE	29	-3%	2%	11%	Strengthened							29 AERO/DEF		
7 Days - 11/24/23 to 12/01/23	CHEMICALS	63	-10%	3%	28%	Strengthened					63 CHEMICALS->	63 CHEMICALS->			
7 Days - 11/24/23 to 12/01/23	DRUGS	256	-66%	4%	83%	Strengthened				256 DRUGS					
7 Days - 11/24/23 to 12/01/23	MANUFACTURING	125	-31%	2%	14%	Strengthened					125 MFG				
7 Days - 11/24/23 to 12/01/23	WHOLESALE	36	-18%	1%	15%	Strengthened						36 WHOLESALE			

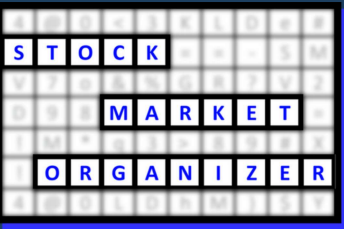
Green Highlight: Strengthened

Red Highlight: Weakened

No Highlight: Unchanged

3

For educational purposes only. Not financial advice or a stock/investment recommendation.



# 10-Week Industry Strength Report

December 01, 2023

**Instructions:** Scroll page-by-page to see the 10-week week-by-week strengthening and weakening by industry (most recent week first)

11/10  
2023

0 of 29 Industries Strengthened,  
9 Weakened, 5.9 Avg\* (-0.4)

\*Range 9 to 1

Preceding Week 4:

Length - Begin/End	Industry	#	Min	Avg	Max	Status	9Weakest	8VWeak	7Weaker	6Week	5Avg	4Strong	3Stronger	2VStrong	1Strongest
7 Days - 11/03/23 to 11/10/23	BANKING	283	-17%	-3%	13%	Weakened				283 BANKING					
7 Days - 11/03/23 to 11/10/23	FINANCIAL SERVICES	129	-38%	-2%	8%	Weakened				<-FIN SVC 129	<-FIN SVC 129				
7 Days - 11/03/23 to 11/10/23	INSURANCE	89	-36%	-1%	21%	Weakened					<-INSURANCE 89				
7 Days - 11/03/23 to 11/10/23	REAL ESTATE	190	-25%	-4%	15%	Weakened				<-REAL ESTATE 190 <-REAL ESTATE 190					
7 Days - 11/03/23 to 11/10/23	COMPUTER HARDWARE	32	-17%	-1%	10%	Unchanged					32 HARDWARE				
7 Days - 11/03/23 to 11/10/23	COMPUTER SOFTWARE & SERVICES	199	-57%	0%	52%	Unchanged					199 SOFTWARE				
7 Days - 11/03/23 to 11/10/23	ELECTRONICS	122	-59%	-1%	14%	Unchanged				122 ELECTRONICS					
7 Days - 11/03/23 to 11/10/23	INTERNET	41	-56%	-1%	22%	Weakened					41 INTERNET				
7 Days - 11/03/23 to 11/10/23	TELECOMMUNICATIONS	50	-35%	-3%	26%	Weakened				50 TELCO					
7 Days - 11/03/23 to 11/10/23	CONSUMER DURABLES	41	-41%	-5%	13%	Weakened				41 CONS DURBL					
7 Days - 11/03/23 to 11/10/23	CONSUMER NON-DURABLES	80	-35%	-1%	26%	Weakened				80 CON N-DUR					
7 Days - 11/03/23 to 11/10/23	FOOD & BEVERAGE	66	-9%	-1%	15%	Unchanged				66 FOOD BEV					
7 Days - 11/03/23 to 11/10/23	RETAIL	55	-27%	-3%	5%	Weakened				<-RETAIL 55	<-RETAIL 55				
7 Days - 11/03/23 to 11/10/23	SPECIALTY RETAIL	70	-17%	-4%	17%	Weakened				<-SPEC RETAIL 70	<-SPEC RETAIL 70				
7 Days - 11/03/23 to 11/10/23	AUTOMOTIVE	62	-18%	-4%	11%	Weakened				62 AUTO					
7 Days - 11/03/23 to 11/10/23	ENERGY	148	-36%	-5%	11%	Weakened				<-ENERGY 148	<-ENERGY 148	<-ENERGY 148			
7 Days - 11/03/23 to 11/10/23	MATERIALS & CONSTRUCTION	83	-80%	-1%	20%	Unchanged					83 MTL CONST				
7 Days - 11/03/23 to 11/10/23	METALS & MINING	68	-18%	-4%	44%	Weakened				<-METALS 68	<-METALS 68				
7 Days - 11/03/23 to 11/10/23	TRANSPORTATION	83	-27%	-3%	8%	Weakened				83 TRANSPORT					
7 Days - 11/03/23 to 11/10/23	DIVERSIFIED SERVICES	144	-37%	0%	36%	Unchanged					144 DIV SVC				
7 Days - 11/03/23 to 11/10/23	HEALTH SERVICES	135	-46%	-5%	35%	Weakened			135 HEALTH SVC						
7 Days - 11/03/23 to 11/10/23	LEISURE	81	-21%	1%	107%	Unchanged				81 LEISURE					
7 Days - 11/03/23 to 11/10/23	MEDIA	56	-62%	-4%	10%	Weakened				56 MEDIA					
7 Days - 11/03/23 to 11/10/23	UTILITIES	80	-40%	-4%	20%	Weakened				<-UTILITIES 80	<-UTILITIES 80				
7 Days - 11/03/23 to 11/10/23	AEROSPACE/DEFENSE	29	-8%	1%	26%	Weakened					29 AERO/DEF				
7 Days - 11/03/23 to 11/10/23	CHEMICALS	64	-32%	-3%	12%	Weakened				64 CHEMICALS					
7 Days - 11/03/23 to 11/10/23	DRUGS	256	-56%	-3%	33%	Weakened				<-DRUGS 256	<-DRUGS 256				
7 Days - 11/03/23 to 11/10/23	MANUFACTURING	125	-25%	-1%	24%	Weakened				125 MFG					
7 Days - 11/03/23 to 11/10/23	WHOLESALE	36	-13%	-1%	4%	Weakened					36 WHOLESALE				

Current:

Length - Begin/End	Industry	#	Min	Avg	Max	Status	9Weakest	8VWeak	7Weaker	6Week	5Avg	4Strong	3Stronger	2VStrong	1Strongest
7 Days - 11/24/23 to 12/01/23	BANKING	283	-7%	4%	23%	Strengthened					283 BANKING->	283 BANKING->			
7 Days - 11/24/23 to 12/01/23	FINANCIAL SERVICES	128	-6%	3%	36%	Strengthened					128 FIN SVC->	128 FIN SVC->			
7 Days - 11/24/23 to 12/01/23	INSURANCE	89	-8%	1%	8%	Strengthened						89 INSURANCE			
7 Days - 11/24/23 to 12/01/23	REAL ESTATE	189	-3%	5%	27%	Strengthened				189 REAL ESTATE->	189 REAL ESTATE->				
7 Days - 11/24/23 to 12/01/23	COMPUTER HARDWARE	32	-10%	2%	17%	Unchanged					32 HARDWARE				
7 Days - 11/24/23 to 12/01/23	COMPUTER SOFTWARE & SERVICES	197	-19%	4%	44%	Strengthened					197 SOFTWARE->	197 SOFTWARE->			
7 Days - 11/24/23 to 12/01/23	ELECTRONICS	122	-11%	2%	31%	Strengthened					122 ELECTRONICS				
7 Days - 11/24/23 to 12/01/23	INTERNET	40	-19%	3%	22%	Strengthened						40 INTERNET			
7 Days - 11/24/23 to 12/01/23	TELECOMMUNICATIONS	50	-5%	2%	14%	Strengthened				50 TELCO->	50 TELCO->				
7 Days - 11/24/23 to 12/01/23	CONSUMER DURABLES	41	-11%	3%	17%	Strengthened					41 CONS DURBL				
7 Days - 11/24/23 to 12/01/23	CONSUMER NON-DURABLES	79	-4%	4%	14%	Strengthened					79 CON N-DUR->	79 CON N-DUR->			
7 Days - 11/24/23 to 12/01/23	FOOD & BEVERAGE	66	-6%	1%	18%	Strengthened				66 FOOD BEV					
7 Days - 11/24/23 to 12/01/23	RETAIL	55	-26%	3%	54%	Strengthened					55 RETAIL				
7 Days - 11/24/23 to 12/01/23	SPECIALTY RETAIL	70	-13%	5%	27%	Strengthened					70 SPEC RETAIL				
7 Days - 11/24/23 to 12/01/23	AUTOMOTIVE	62	-22%	1%	19%	Strengthened				62 AUTO					
7 Days - 11/24/23 to 12/01/23	ENERGY	148	-15%	0%	14%	Unchanged					148 ENERGY				
7 Days - 11/24/23 to 12/01/23	MATERIALS & CONSTRUCTION	83	-12%	2%	13%	Strengthened						83 MTL CONST->	83 MTL CONST->		
7 Days - 11/24/23 to 12/01/23	METALS & MINING	68	-9%	5%	23%	Strengthened					68 METALS->	68 METALS->			
7 Days - 11/24/23 to 12/01/23	TRANSPORTATION	83	-12%	2%	15%	Strengthened					83 TRANSPORT->	83 TRANSPORT->			
7 Days - 11/24/23 to 12/01/23	DIVERSIFIED SERVICES	144	-10%	3%	40%	Strengthened					144 DIV SVC->	144 DIV SVC->			
7 Days - 11/24/23 to 12/01/23	HEALTH SERVICES	135	-13%	1%	26%	Strengthened				135 HEALTH SVC->	135 HEALTH SVC->				
7 Days - 11/24/23 to 12/01/23	LEISURE	81	-9%	2%	18%	Strengthened				81 LEISURE->	81 LEISURE->				
7 Days - 11/24/23 to 12/01/23	MEDIA	56	-11%	1%	11%	Unchanged					56 MEDIA				
7 Days - 11/24/23 to 12/01/23	UTILITIES	80	-7%	2%	23%	Strengthened				80 UTILITIES					
7 Days - 11/24/23 to 12/01/23	AEROSPACE/DEFENSE	29	-3%	2%	11%	Strengthened						29 AERO/DEF			
7 Days - 11/24/23 to 12/01/23	CHEMICALS	63	-10%	3%	28%	Strengthened				63 CHEMICALS->	63 CHEMICALS->				
7 Days - 11/24/23 to 12/01/23	DRUGS	256	-66%	4%	83%	Strengthened					256 DRUGS				
7 Days - 11/24/23 to 12/01/23	MANUFACTURING	125	-31%	2%	14%	Strengthened					125 MFG				
7 Days - 11/24/23 to 12/01/23	WHOLESALE	36	-18%	1%	15%	Strengthened						36 WHOLESALE			

Green Highlight: Strengthened

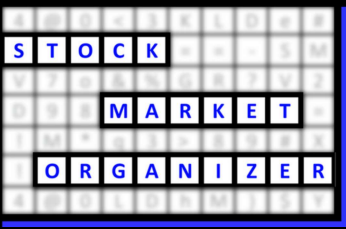
Red Highlight: Weakened

No Highlight: Unchanged

4

For educational purposes only. Not financial advice or a stock/investment recommendation.





# 10-Week Industry Strength Report

December 01, 2023

**Instructions:** Scroll page-by-page to see the 10-week week-by-week strengthening and weakening by industry (most recent week first)

11/03  
2023

27 of 29 Industries Strengthened,  
0 Weakened, 5.5 Avg\* (+1.1)

\*Range 9 to 1

Preceding Week 5:

Length - Begin/End	Industry	#	Min	Avg	Max	Status	9Weakest	8VWeak	7Weaker	6Weak	5Avg	4Strong	3Stronger	2VStrong	1Strongest
7 Days - 10/27/23 to 11/03/23	BANKING	283	-9%	9%	41%	Strengthened			283 BANKING->	283 BANKING->					
7 Days - 10/27/23 to 11/03/23	FINANCIAL SERVICES	129	-7%	8%	36%	Strengthened			129 FIN SVC->	129 FIN SVC->	129 FIN SVC->				
7 Days - 10/27/23 to 11/03/23	INSURANCE	89	-9%	6%	38%	Strengthened				89 INSURANCE->	89 INSURANCE->	89 INSURANCE->			
7 Days - 10/27/23 to 11/03/23	REAL ESTATE	190	-4%	11%	52%	Strengthened			190 REAL ESTATE->	190 REAL ESTATE->					
7 Days - 10/27/23 to 11/03/23	COMPUTER HARDWARE	32	-33%	3%	21%	Strengthened				32 HARDWARE->	32 HARDWARE->				
7 Days - 10/27/23 to 11/03/23	COMPUTER SOFTWARE & SERVICES	200	-34%	8%	34%	Strengthened				200 SOFTWARE->	200 SOFTWARE->				
7 Days - 10/27/23 to 11/03/23	ELECTRONICS	122	-18%	6%	31%	Strengthened			122 ELECTRNCS->	122 ELECTRNCS->					
7 Days - 10/27/23 to 11/03/23	INTERNET	41	-13%	10%	31%	Strengthened				41 INTERNET->	41 INTERNET->				
7 Days - 10/27/23 to 11/03/23	TELECOMMUNICATIONS	50	-9%	9%	38%	Strengthened			50 TELCO->	50 TELCO->					
7 Days - 10/27/23 to 11/03/23	CONSUMER DURABLES	41	-3%	10%	52%	Strengthened			41 CONS DURBL->	41 CONS DURBL->					
7 Days - 10/27/23 to 11/03/23	CONSUMER NON-DURABLES	80	-11%	5%	59%	Strengthened			80 CON N-DUR->	80 CON N-DUR->					
7 Days - 10/27/23 to 11/03/23	FOOD & BEVERAGE	67	-8%	4%	17%	Strengthened			67 FOOD BEV->	67 FOOD BEV->					
7 Days - 10/27/23 to 11/03/23	RETAIL	55	-9%	7%	25%	Strengthened				55 RETAIL->	55 RETAIL->				
7 Days - 10/27/23 to 11/03/23	SPECIALTY RETAIL	70	-19%	8%	24%	Strengthened			70 SPEC RETAIL->	70 SPEC RETAIL->	70 SPEC RETAIL->				
7 Days - 10/27/23 to 11/03/23	AUTOMOTIVE	62	-25%	7%	50%	Strengthened			62 AUTO->	62 AUTO->					
7 Days - 10/27/23 to 11/03/23	ENERGY	149	-45%	2%	14%	Strengthened					149 ENERGY->	149 ENERGY->			
7 Days - 10/27/23 to 11/03/23	MATERIALS & CONSTRUCTION	83	-13%	10%	40%	Strengthened				83 MTL CONST->	83 MTL CONST->				
7 Days - 10/27/23 to 11/03/23	METALS & MINING	68	-13%	3%	16%	Strengthened				68 METALS->	68 METALS->				
7 Days - 10/27/23 to 11/03/23	TRANSPORTATION	83	-23%	4%	21%	Strengthened				83 TRANSPORT->					
7 Days - 10/27/23 to 11/03/23	DIVERSIFIED SERVICES	144	-16%	6%	31%	Strengthened				144 DIV SVC->	144 DIV SVC->				
7 Days - 10/27/23 to 11/03/23	HEALTH SERVICES	135	-17%	7%	30%	Strengthened			135 HEALTH SVC->						
7 Days - 10/27/23 to 11/03/23	LEISURE	81	-14%	8%	27%	Strengthened			81 LEISURE->	81 LEISURE->					
7 Days - 10/27/23 to 11/03/23	MEDIA	56	-10%	12%	50%	Strengthened			56 MEDIA->	56 MEDIA->					
7 Days - 10/27/23 to 11/03/23	UTILITIES	80	-4%	7%	26%	Strengthened			80 UTILITIES->	80 UTILITIES->					
7 Days - 10/27/23 to 11/03/23	AEROSPACE/DEFENSE	29	-16%	7%	34%	Strengthened				29 AERO/DEF->	29 AERO/DEF->				
7 Days - 10/27/23 to 11/03/23	CHEMICALS	64	-7%	5%	21%	Strengthened			64 CHEMICALS->	64 CHEMICALS->					
7 Days - 10/27/23 to 11/03/23	DRUGS	260	-27%	13%	73%	Strengthened			260 DRUGS->	260 DRUGS->					
7 Days - 10/27/23 to 11/03/23	MANUFACTURING	125	-20%	6%	36%	Strengthened			125 MFG->	125 MFG->					
7 Days - 10/27/23 to 11/03/23	WHOLESALE	36	-20%	6%	42%	Strengthened				36 WHOLESALE->	36 WHOLESALE->				

Current:

Length - Begin/End	Industry	#	Min	Avg	Max	Status	9Weakest	8VWeak	7Weaker	6Weak	5Avg	4Strong	3Stronger	2VStrong	1Strongest
7 Days - 11/24/23 to 12/01/23	BANKING	283	-7%	4%	23%	Strengthened					283 BANKING->	283 BANKING->			
7 Days - 11/24/23 to 12/01/23	FINANCIAL SERVICES	128	-6%	3%	36%	Strengthened					128 FIN SVC->	128 FIN SVC->			
7 Days - 11/24/23 to 12/01/23	INSURANCE	89	-8%	1%	8%	Strengthened						89 INSURANCE			
7 Days - 11/24/23 to 12/01/23	REAL ESTATE	189	-3%	5%	27%	Strengthened				189 REAL ESTATE->	189 REAL ESTATE->				
7 Days - 11/24/23 to 12/01/23	COMPUTER HARDWARE	32	-10%	2%	17%	Unchanged					32 HARDWARE				
7 Days - 11/24/23 to 12/01/23	COMPUTER SOFTWARE & SERVICES	197	-19%	4%	44%	Strengthened					197 SOFTWARE->	197 SOFTWARE->			
7 Days - 11/24/23 to 12/01/23	ELECTRONICS	122	-11%	2%	31%	Strengthened					122 ELECTRNCS				
7 Days - 11/24/23 to 12/01/23	INTERNET	40	-19%	3%	22%	Strengthened						40 INTERNET			
7 Days - 11/24/23 to 12/01/23	TELECOMMUNICATIONS	50	-5%	2%	14%	Strengthened				50 TELCO->	50 TELCO->				
7 Days - 11/24/23 to 12/01/23	CONSUMER DURABLES	41	-11%	3%	17%	Strengthened					41 CONS DURBL				
7 Days - 11/24/23 to 12/01/23	CONSUMER NON-DURABLES	79	-4%	4%	14%	Strengthened					79 CON N-DUR->	79 CON N-DUR->			
7 Days - 11/24/23 to 12/01/23	FOOD & BEVERAGE	66	-6%	1%	18%	Strengthened				66 FOOD BEV					
7 Days - 11/24/23 to 12/01/23	RETAIL	55	-26%	3%	54%	Strengthened					55 RETAIL				
7 Days - 11/24/23 to 12/01/23	SPECIALTY RETAIL	70	-13%	5%	27%	Strengthened					70 SPEC RETAIL				
7 Days - 11/24/23 to 12/01/23	AUTOMOTIVE	62	-22%	1%	19%	Strengthened				62 AUTO					
7 Days - 11/24/23 to 12/01/23	ENERGY	148	-15%	0%	14%	Unchanged					148 ENERGY				
7 Days - 11/24/23 to 12/01/23	MATERIALS & CONSTRUCTION	83	-12%	2%	13%	Strengthened						83 MTL CONST->	83 MTL CONST->		
7 Days - 11/24/23 to 12/01/23	METALS & MINING	68	-9%	5%	23%	Strengthened					68 METALS->	68 METALS->			
7 Days - 11/24/23 to 12/01/23	TRANSPORTATION	83	-12%	2%	15%	Strengthened					83 TRANSPORT->	83 TRANSPORT->			
7 Days - 11/24/23 to 12/01/23	DIVERSIFIED SERVICES	144	-10%	3%	40%	Strengthened					144 DIV SVC->	144 DIV SVC->			
7 Days - 11/24/23 to 12/01/23	HEALTH SERVICES	135	-13%	1%	26%	Strengthened				135 HEALTH SVC->	135 HEALTH SVC->				
7 Days - 11/24/23 to 12/01/23	LEISURE	81	-9%	2%	18%	Strengthened				81 LEISURE->	81 LEISURE->				
7 Days - 11/24/23 to 12/01/23	MEDIA	56	-11%	1%	11%	Unchanged				56 MEDIA					
7 Days - 11/24/23 to 12/01/23	UTILITIES	80	-7%	2%	23%	Strengthened				80 UTILITIES					
7 Days - 11/24/23 to 12/01/23	AEROSPACE/DEFENSE	29	-3%	2%	11%	Strengthened						29 AERO/DEF			
7 Days - 11/24/23 to 12/01/23	CHEMICALS	63	-10%	3%	28%	Strengthened				63 CHEMICALS->	63 CHEMICALS->				
7 Days - 11/24/23 to 12/01/23	DRUGS	256	-66%	4%	83%	Strengthened					125 MFG				
7 Days - 11/24/23 to 12/01/23	MANUFACTURING	125	-31%	2%	14%	Strengthened									
7 Days - 11/24/23 to 12/01/23	WHOLESALE	36	-18%	1%	15%	Strengthened						36 WHOLESALE			

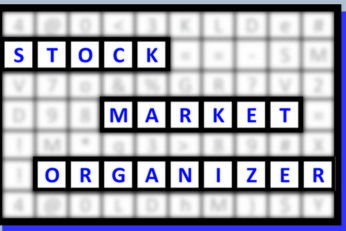
Green Highlight: Strengthened

Red Highlight: Weakened

No Highlight: Unchanged

5

For educational purposes only. Not financial advice or a stock/investment recommendation.



# 10-Week Industry Strength Report

December 01, 2023

**Instructions:** Scroll page-by-page to see the 10-week week-by-week strengthening and weakening by industry (most recent week first)

10/27  
2023

0 of 29 Industries Strengthened,  
6 Weakened, 6.6 Avg\* (-0.2)

\*Range 9 to 1

Preceding Week 6:

Length - Begin/End	Industry	#	Min	Avg	Max	Status	9Weakest	8VWeak	7Weaker	6Weak	5Avg	4Strong	3Stronger	2VStrong	1Strongest
7 Days - 10/20/23 to 10/27/23	BANKING	283	-18%	0%	24%	Unchanged			283 BANKING						
7 Days - 10/20/23 to 10/27/23	FINANCIAL SERVICES	129	-14%	-2%	14%	Weakened			<-FIN SVC 129	<-FIN SVC 129					
7 Days - 10/20/23 to 10/27/23	INSURANCE	89	-19%	-1%	11%	Unchanged				89 INSURANCE					
7 Days - 10/20/23 to 10/27/23	REAL ESTATE	190	-16%	-3%	11%	Unchanged			190 REAL ESTATE						
7 Days - 10/20/23 to 10/27/23	COMPUTER HARDWARE	32	-34%	-3%	11%	Unchanged				32 HARDWARE					
7 Days - 10/20/23 to 10/27/23	COMPUTER SOFTWARE & SERVICES	200	-16%	-4%	25%	Weakened				200 SOFTWARE					
7 Days - 10/20/23 to 10/27/23	ELECTRONICS	122	-26%	-4%	26%	Weakened			<-ELECTRNCS 122	<-ELECTRNCS 122					
7 Days - 10/20/23 to 10/27/23	INTERNET	41	-14%	-3%	32%	Weakened				41 INTERNET					
7 Days - 10/20/23 to 10/27/23	TELECOMMUNICATIONS	50	-24%	-4%	17%	Weakened				50 TELCO					
7 Days - 10/20/23 to 10/27/23	CONSUMER DURABLES	41	-24%	-5%	7%	Weakened			<-CONS DURBLS 41	<-CONS DURBLS 41					
7 Days - 10/20/23 to 10/27/23	CONSUMER NON-DURABLES	80	-16%	-2%	16%	Weakened				80 CON N-DUR					
7 Days - 10/20/23 to 10/27/23	FOOD & BEVERAGE	67	-13%	0%	11%	Unchanged				67 FOOD BEV					
7 Days - 10/20/23 to 10/27/23	RETAIL	55	-32%	-3%	4%	Weakened				55 RETAIL					
7 Days - 10/20/23 to 10/27/23	SPECIALTY RETAIL	70	-14%	-4%	13%	Weakened			<-SPEC RETAIL 70	<-SPEC RETAIL 70					
7 Days - 10/20/23 to 10/27/23	AUTOMOTIVE	62	-23%	-4%	10%	Weakened				62 AUTO					
7 Days - 10/20/23 to 10/27/23	ENERGY	150	-22%	-3%	6%	Weakened					<-ENERGY 150	<-ENERGY 150			
7 Days - 10/20/23 to 10/27/23	MATERIALS & CONSTRUCTION	83	-45%	-2%	15%	Unchanged				83 MTL CONST					
7 Days - 10/20/23 to 10/27/23	METALS & MINING	68	-15%	-1%	10%	Weakened				68 METALS					
7 Days - 10/20/23 to 10/27/23	TRANSPORTATION	83	-19%	-3%	16%	Weakened				83 TRANSPORT					
7 Days - 10/20/23 to 10/27/23	DIVERSIFIED SERVICES	144	-33%	-2%	44%	Weakened				144 DIV SVC					
7 Days - 10/20/23 to 10/27/23	HEALTH SERVICES	135	-29%	-4%	14%	Weakened			135 HEALTH SVC						
7 Days - 10/20/23 to 10/27/23	LEISURE	82	-12%	-2%	7%	Weakened			82 LEISURE						
7 Days - 10/20/23 to 10/27/23	MEDIA	56	-15%	-4%	6%	Weakened				56 MEDIA					
7 Days - 10/20/23 to 10/27/23	UTILITIES	80	-13%	0%	23%	Unchanged				80 UTILITIES					
7 Days - 10/20/23 to 10/27/23	AEROSPACE/DEFENSE	29	-16%	-1%	15%	Weakened				29 AERO/DEF					
7 Days - 10/20/23 to 10/27/23	CHEMICALS	64	-15%	-2%	6%	Weakened			64 CHEMICALS						
7 Days - 10/20/23 to 10/27/23	DRUGS	260	-33%	-4%	91%	Unchanged			260 DRUGS						
7 Days - 10/20/23 to 10/27/23	MANUFACTURING	125	-38%	-3%	9%	Weakened			<-MFG 125	<-MFG 125					
7 Days - 10/20/23 to 10/27/23	WHOLESALE	36	-8%	-1%	9%	Weakened				36 WHOLESALE					

Current:

Length - Begin/End	Industry	#	Min	Avg	Max	Status	9Weakest	8VWeak	7Weaker	6Weak	5Avg	4Strong	3Stronger	2VStrong	1Strongest
7 Days - 11/24/23 to 12/01/23	BANKING	283	-7%	4%	23%	Strengthened					283 BANKING->	283 BANKING->			
7 Days - 11/24/23 to 12/01/23	FINANCIAL SERVICES	128	-6%	3%	36%	Strengthened					128 FIN SVC->	128 FIN SVC->			
7 Days - 11/24/23 to 12/01/23	INSURANCE	89	-8%	1%	8%	Strengthened						89 INSURANCE			
7 Days - 11/24/23 to 12/01/23	REAL ESTATE	189	-3%	5%	27%	Strengthened				189 REAL ESTATE->	189 REAL ESTATE->				
7 Days - 11/24/23 to 12/01/23	COMPUTER HARDWARE	32	-10%	2%	17%	Unchanged					32 HARDWARE				
7 Days - 11/24/23 to 12/01/23	COMPUTER SOFTWARE & SERVICES	197	-19%	4%	44%	Strengthened					197 SOFTWARE->	197 SOFTWARE->			
7 Days - 11/24/23 to 12/01/23	ELECTRONICS	122	-11%	2%	31%	Strengthened					122 ELECTRNCS				
7 Days - 11/24/23 to 12/01/23	INTERNET	40	-19%	3%	22%	Strengthened						40 INTERNET			
7 Days - 11/24/23 to 12/01/23	TELECOMMUNICATIONS	50	-5%	2%	14%	Strengthened				50 TELCO->	50 TELCO->				
7 Days - 11/24/23 to 12/01/23	CONSUMER DURABLES	41	-11%	3%	17%	Strengthened					41 CONS DURBLS				
7 Days - 11/24/23 to 12/01/23	CONSUMER NON-DURABLES	79	-4%	4%	14%	Strengthened					79 CON N-DUR->	79 CON N-DUR->			
7 Days - 11/24/23 to 12/01/23	FOOD & BEVERAGE	66	-6%	1%	18%	Strengthened				66 FOOD BEV					
7 Days - 11/24/23 to 12/01/23	RETAIL	55	-26%	3%	54%	Strengthened					55 RETAIL				
7 Days - 11/24/23 to 12/01/23	SPECIALTY RETAIL	70	-13%	5%	27%	Strengthened					70 SPEC RETAIL				
7 Days - 11/24/23 to 12/01/23	AUTOMOTIVE	62	-22%	1%	19%	Strengthened					62 AUTO				
7 Days - 11/24/23 to 12/01/23	ENERGY	148	-15%	0%	14%	Unchanged					148 ENERGY				
7 Days - 11/24/23 to 12/01/23	MATERIALS & CONSTRUCTION	83	-12%	2%	13%	Strengthened						83 MTL CONST->	83 MTL CONST->		
7 Days - 11/24/23 to 12/01/23	METALS & MINING	68	-9%	5%	23%	Strengthened					68 METALS->	68 METALS->			
7 Days - 11/24/23 to 12/01/23	TRANSPORTATION	83	-12%	2%	15%	Strengthened					83 TRANSPORT->	83 TRANSPORT->			
7 Days - 11/24/23 to 12/01/23	DIVERSIFIED SERVICES	144	-10%	3%	40%	Strengthened					144 DIV SVC->	144 DIV SVC->			
7 Days - 11/24/23 to 12/01/23	HEALTH SERVICES	135	-13%	1%	26%	Strengthened				135 HEALTH SVC->	135 HEALTH SVC->				
7 Days - 11/24/23 to 12/01/23	LEISURE	81	-9%	2%	18%	Strengthened				81 LEISURE->	81 LEISURE->				
7 Days - 11/24/23 to 12/01/23	MEDIA	56	-11%	1%	11%	Unchanged					56 MEDIA				
7 Days - 11/24/23 to 12/01/23	UTILITIES	80	-7%	2%	23%	Strengthened				80 UTILITIES					
7 Days - 11/24/23 to 12/01/23	AEROSPACE/DEFENSE	29	-3%	2%	11%	Strengthened						29 AERO/DEF			
7 Days - 11/24/23 to 12/01/23	CHEMICALS	63	-10%	3%	28%	Strengthened				63 CHEMICALS->	63 CHEMICALS->				
7 Days - 11/24/23 to 12/01/23	DRUGS	256	-66%	4%	83%	Strengthened					256 DRUGS				
7 Days - 11/24/23 to 12/01/23	MANUFACTURING	125	-31%	2%	14%	Strengthened					125 MFG				
7 Days - 11/24/23 to 12/01/23	WHOLESALE	36	-18%	1%	15%	Strengthened						36 WHOLESALE			

Green Highlight: Strengthened

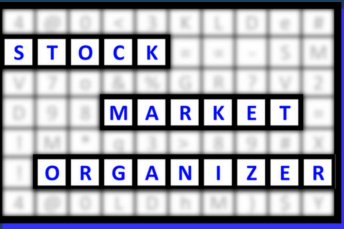
Red Highlight: Weakened

No Highlight: Unchanged

6

For educational purposes only. Not financial advice or a stock/investment recommendation.





# 10-Week Industry Strength Report

December 01, 2023

**Instructions:** Scroll page-by-page to see the 10-week week-by-week strengthening and weakening by industry (most recent week first)

10/20  
2023

0 of 29 Industries Strengthened,  
9 Weakened, 6.4 Avg\* (-0.4)

\*Range 9 to 1

Preceding Week 7:

Length - Begin/End	Industry	#	Min	Avg	Max	Status	9Weakest	8VWeak	7Weaker	6Week	5Avg	4Strong	3Stronger	2VStrong	1Strongest
7 Days - 10/13/23 to 10/20/23	BANKING	283	-17%	-2%	9%	Unchanged			283 BANKING						
7 Days - 10/13/23 to 10/20/23	FINANCIAL SERVICES	129	-10%	-2%	5%	Weakened				129 FIN SVC					
7 Days - 10/13/23 to 10/20/23	INSURANCE	89	-11%	-2%	4%	Weakened				<INSURANCE 89	<INSURANCE 89				
7 Days - 10/13/23 to 10/20/23	REAL ESTATE	190	-16%	-2%	6%	Weakened			190 REAL ESTATE						
7 Days - 10/13/23 to 10/20/23	COMPUTER HARDWARE	32	-13%	-2%	5%	Weakened				<HARDWARE 32	<HARDWARE 32				
7 Days - 10/13/23 to 10/20/23	COMPUTER SOFTWARE & SERVICES	200	-41%	-2%	25%	Weakened				<SOFTWARE 200	<SOFTWARE 200				
7 Days - 10/13/23 to 10/20/23	ELECTRONICS	122	-25%	-2%	10%	Weakened				122 ELECTRNCS					
7 Days - 10/13/23 to 10/20/23	INTERNET	41	-8%	-2%	11%	Weakened				41 INTERNET					
7 Days - 10/13/23 to 10/20/23	TELECOMMUNICATIONS	50	-9%	-2%	16%	Weakened			<TELCO 50	<TELCO 50					
7 Days - 10/13/23 to 10/20/23	CONSUMER DURABLES	41	-26%	-2%	20%	Weakened				41 CONS DURBL					
7 Days - 10/13/23 to 10/20/23	CONSUMER NON-DURABLES	80	-11%	-2%	19%	Unchanged			80 CON N-DUR						
7 Days - 10/13/23 to 10/20/23	FOOD & BEVERAGE	67	-21%	-2%	7%	Strengthened			67 FOOD BEV						
7 Days - 10/13/23 to 10/20/23	RETAIL	55	-15%	-2%	20%	Weakened				55 RETAIL					
7 Days - 10/13/23 to 10/20/23	SPECIALTY RETAIL	70	-17%	-2%	21%	Unchanged				70 SPEC RETAIL					
7 Days - 10/13/23 to 10/20/23	AUTOMOTIVE	62	-21%	-2%	3%	Weakened			<AUTO 62	<AUTO 62					
7 Days - 10/13/23 to 10/20/23	ENERGY	150	-7%	-2%	10%	Weakened						150 ENERGY			
7 Days - 10/13/23 to 10/20/23	MATERIALS & CONSTRUCTION	83	-25%	-2%	7%	Weakened				<MTL CONST 83	<MTL CONST 83				
7 Days - 10/13/23 to 10/20/23	METALS & MINING	68	-20%	-2%	19%	Unchanged				68 METALS					
7 Days - 10/13/23 to 10/20/23	TRANSPORTATION	83	-28%	-2%	7%	Weakened				83 TRANSPORT					
7 Days - 10/13/23 to 10/20/23	DIVERSIFIED SERVICES	144	-16%	-2%	13%	Weakened				144 DIV SVC					
7 Days - 10/13/23 to 10/20/23	HEALTH SERVICES	135	-15%	-2%	17%	Unchanged			135 HEALTH SVC						
7 Days - 10/13/23 to 10/20/23	LEISURE	82	-10%	-2%	14%	Unchanged			82 LEISURE						
7 Days - 10/13/23 to 10/20/23	MEDIA	56	-9%	-2%	21%	Weakened			<MEDIA 56	<MEDIA 56					
7 Days - 10/13/23 to 10/20/23	UTILITIES	80	-15%	-2%	7%	Unchanged			80 UTILITIES						
7 Days - 10/13/23 to 10/20/23	AEROSPACE/DEFENSE	29	-10%	-2%	27%	Weakened				<AERO/DEF 29	<AERO/DEF 29				
7 Days - 10/13/23 to 10/20/23	CHEMICALS	64	-18%	-2%	8%	Weakened			64 CHEMICALS						
7 Days - 10/13/23 to 10/20/23	DRUGS	260	-70%	-2%	43%	Weakened			260 DRUGS						
7 Days - 10/13/23 to 10/20/23	MANUFACTURING	125	-31%	-2%	15%	Weakened				125 MFG					
7 Days - 10/13/23 to 10/20/23	WHOLESALE	36	-13%	-2%	4%	Weakened				<WHOLESALE 36	<WHOLESALE 36				

Current:

Length - Begin/End	Industry	#	Min	Avg	Max	Status	9Weakest	8VWeak	7Weaker	6Week	5Avg	4Strong	3Stronger	2VStrong	1Strongest
7 Days - 11/24/23 to 12/01/23	BANKING	283	-7%	4%	23%	Strengthened					283 BANKING->	283 BANKING->			
7 Days - 11/24/23 to 12/01/23	FINANCIAL SERVICES	128	-6%	3%	36%	Strengthened					128 FIN SVC->	128 FIN SVC->			
7 Days - 11/24/23 to 12/01/23	INSURANCE	89	-8%	1%	8%	Strengthened						89 INSURANCE			
7 Days - 11/24/23 to 12/01/23	REAL ESTATE	189	-3%	5%	27%	Strengthened				189 REAL ESTATE->	189 REAL ESTATE->				
7 Days - 11/24/23 to 12/01/23	COMPUTER HARDWARE	32	-10%	2%	17%	Unchanged					32 HARDWARE				
7 Days - 11/24/23 to 12/01/23	COMPUTER SOFTWARE & SERVICES	197	-19%	4%	44%	Strengthened					197 SOFTWARE->	197 SOFTWARE->			
7 Days - 11/24/23 to 12/01/23	ELECTRONICS	122	-11%	2%	31%	Strengthened					122 ELECTRNCS				
7 Days - 11/24/23 to 12/01/23	INTERNET	40	-19%	3%	22%	Strengthened						40 INTERNET			
7 Days - 11/24/23 to 12/01/23	TELECOMMUNICATIONS	50	-5%	2%	14%	Strengthened				50 TELCO->	50 TELCO->				
7 Days - 11/24/23 to 12/01/23	CONSUMER DURABLES	41	-11%	3%	17%	Strengthened					41 CONS DURBL				
7 Days - 11/24/23 to 12/01/23	CONSUMER NON-DURABLES	79	-4%	4%	14%	Strengthened					79 CON N-DUR->	79 CON N-DUR->			
7 Days - 11/24/23 to 12/01/23	FOOD & BEVERAGE	66	-6%	1%	18%	Strengthened				66 FOOD BEV					
7 Days - 11/24/23 to 12/01/23	RETAIL	55	-26%	3%	54%	Strengthened					55 RETAIL				
7 Days - 11/24/23 to 12/01/23	SPECIALTY RETAIL	70	-13%	5%	27%	Strengthened					70 SPEC RETAIL				
7 Days - 11/24/23 to 12/01/23	AUTOMOTIVE	62	-22%	1%	19%	Strengthened					62 AUTO				
7 Days - 11/24/23 to 12/01/23	ENERGY	148	-15%	0%	14%	Unchanged					148 ENERGY				
7 Days - 11/24/23 to 12/01/23	MATERIALS & CONSTRUCTION	83	-12%	2%	13%	Strengthened					83 MTL CONST->	83 MTL CONST->			
7 Days - 11/24/23 to 12/01/23	METALS & MINING	68	-9%	5%	23%	Strengthened					68 METALS->	68 METALS->			
7 Days - 11/24/23 to 12/01/23	TRANSPORTATION	83	-12%	2%	15%	Strengthened					83 TRANSPORT->	83 TRANSPORT->			
7 Days - 11/24/23 to 12/01/23	DIVERSIFIED SERVICES	144	-10%	3%	40%	Strengthened					144 DIV SVC->	144 DIV SVC->			
7 Days - 11/24/23 to 12/01/23	HEALTH SERVICES	135	-13%	1%	26%	Strengthened				135 HEALTH SVC->	135 HEALTH SVC->				
7 Days - 11/24/23 to 12/01/23	LEISURE	81	-9%	2%	18%	Strengthened				81 LEISURE->	81 LEISURE->				
7 Days - 11/24/23 to 12/01/23	MEDIA	56	-11%	1%	11%	Unchanged				56 MEDIA					
7 Days - 11/24/23 to 12/01/23	UTILITIES	80	-7%	2%	23%	Strengthened				80 UTILITIES					
7 Days - 11/24/23 to 12/01/23	AEROSPACE/DEFENSE	29	-3%	2%	11%	Strengthened						29 AERO/DEF			
7 Days - 11/24/23 to 12/01/23	CHEMICALS	63	-10%	3%	28%	Strengthened				63 CHEMICALS->	63 CHEMICALS->				
7 Days - 11/24/23 to 12/01/23	DRUGS	256	-66%	4%	83%	Strengthened				256 DRUGS					
7 Days - 11/24/23 to 12/01/23	MANUFACTURING	125	-31%	2%	14%	Strengthened					125 MFG				
7 Days - 11/24/23 to 12/01/23	WHOLESALE	36	-18%	1%	15%	Strengthened						36 WHOLESALE			

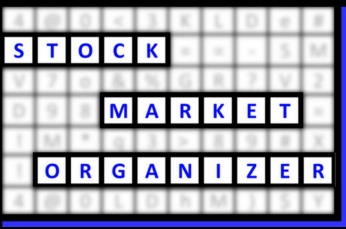
Green Highlight: Strengthened

Red Highlight: Weakened

No Highlight: Unchanged

7

For educational purposes only. Not financial advice or a stock/investment recommendation.



# 10-Week Industry Strength Report

December 01, 2023

**Instructions:** Scroll page-by-page to see the 10-week week-by-week strengthening and weakening by industry (most recent week first)

10/13  
2023

4 of 29 Industries Strengthened,  
2 Weakened, 6.0 Avg\* (+0.1)

\*Range 9 to 1

Preceding Week 8:

Length - Begin/End	Industry	#	Min	Avg	Max	Status	9Weakest	8VWeak	7Weaker	6Week	5Avg	4Strong	3Stronger	2VStrong	1Strongest
7 Days - 10/06/23 to 10/13/23	BANKING	283	-11%	-2%	11%	Unchanged			283 BANKING						
7 Days - 10/06/23 to 10/13/23	FINANCIAL SERVICES	128	-23%	-1%	8%	Weakened				128 FIN SVC					
7 Days - 10/06/23 to 10/13/23	INSURANCE	89	-10%	0%	15%	Weakened					89 INSURANCE				
7 Days - 10/06/23 to 10/13/23	REAL ESTATE	189	-13%	0%	14%	Unchanged			189 REAL ESTATE						
7 Days - 10/06/23 to 10/13/23	COMPUTER HARDWARE	32	-12%	-2%	6%	Strengthened				32 HARDWARE->	32 HARDWARE->				
7 Days - 10/06/23 to 10/13/23	COMPUTER SOFTWARE & SERVICES	198	-43%	-3%	16%	Unchanged					198 SOFTWARE				
7 Days - 10/06/23 to 10/13/23	ELECTRONICS	122	-46%	-2%	11%	Unchanged				122 ELECTRNCS					
7 Days - 10/06/23 to 10/13/23	INTERNET	41	-20%	-3%	8%	Weakened				<-INTERNET 41	<-INTERNET 41				
7 Days - 10/06/23 to 10/13/23	TELECOMMUNICATIONS	50	-14%	-1%	26%	Strengthened			50 TELCO->	50 TELCO->					
7 Days - 10/06/23 to 10/13/23	CONSUMER DURABLES	41	-12%	-2%	9%	Unchanged				41 CONS DURBLS					
7 Days - 10/06/23 to 10/13/23	CONSUMER NON-DURABLES	79	-9%	-1%	10%	Unchanged			79 CON N-DUR						
7 Days - 10/06/23 to 10/13/23	FOOD & BEVERAGE	66	-13%	-1%	17%	Weakened			66 FOOD BEV						
7 Days - 10/06/23 to 10/13/23	RETAIL	55	-14%	0%	38%	Unchanged				55 RETAIL					
7 Days - 10/06/23 to 10/13/23	SPECIALTY RETAIL	70	-17%	-1%	21%	Unchanged				70 SPEC RETAIL					
7 Days - 10/06/23 to 10/13/23	AUTOMOTIVE	62	-21%	-2%	7%	Weakened				62 AUTO					
7 Days - 10/06/23 to 10/13/23	ENERGY	148	-7%	-2%	18%	Strengthened					148 ENERGY->	148 ENERGY->			
7 Days - 10/06/23 to 10/13/23	MATERIALS & CONSTRUCTION	83	-12%	-2%	18%	Unchanged					83 MTL CONST				
7 Days - 10/06/23 to 10/13/23	METALS & MINING	68	-24%	2%	21%	Strengthened				68 METALS					
7 Days - 10/06/23 to 10/13/23	TRANSPORTATION	83	-8%	0%	19%	Unchanged				83 TRANSPORT					
7 Days - 10/06/23 to 10/13/23	DIVERSIFIED SERVICES	144	-17%	-1%	3%	Unchanged				144 DIV SVC					
7 Days - 10/06/23 to 10/13/23	HEALTH SERVICES	135	-47%	-6%	21%	Weakened			135 HEALTH SVC						
7 Days - 10/06/23 to 10/13/23	LEISURE	82	-13%	-2%	7%	Weakened			82 LEISURE						
7 Days - 10/06/23 to 10/13/23	MEDIA	56	-14%	0%	12%	Weakened				56 MEDIA					
7 Days - 10/06/23 to 10/13/23	UTILITIES	80	-8%	2%	18%	Unchanged			80 UTILITIES						
7 Days - 10/06/23 to 10/13/23	AEROSPACE/DEFENSE	29	-5%	3%	20%	Strengthened				29 AERO/DEF->	29 AERO/DEF->				
7 Days - 10/06/23 to 10/13/23	CHEMICALS	64	-17%	-2%	8%	Weakened			<-CHEMICALS 64	<-CHEMICALS 64					
7 Days - 10/06/23 to 10/13/23	DRUGS	256	-71%	-4%	28%	Weakened			256 DRUGS						
7 Days - 10/06/23 to 10/13/23	MANUFACTURING	125	-25%	-2%	15%	Weakened				125 MFG					
7 Days - 10/06/23 to 10/13/23	WHOLESALE	36	-8%	0%	22%	Unchanged					36 WHOLESALE				

Current:

Length - Begin/End	Industry	#	Min	Avg	Max	Status	9Weakest	8VWeak	7Weaker	6Week	5Avg	4Strong	3Stronger	2VStrong	1Strongest
7 Days - 11/24/23 to 12/01/23	BANKING	283	-7%	4%	23%	Strengthened					283 BANKING->	283 BANKING->			
7 Days - 11/24/23 to 12/01/23	FINANCIAL SERVICES	128	-6%	3%	36%	Strengthened					128 FIN SVC->	128 FIN SVC->			
7 Days - 11/24/23 to 12/01/23	INSURANCE	89	-8%	1%	8%	Strengthened						89 INSURANCE			
7 Days - 11/24/23 to 12/01/23	REAL ESTATE	189	-3%	5%	27%	Strengthened				189 REAL ESTATE->	189 REAL ESTATE->				
7 Days - 11/24/23 to 12/01/23	COMPUTER HARDWARE	32	-10%	2%	17%	Unchanged					32 HARDWARE				
7 Days - 11/24/23 to 12/01/23	COMPUTER SOFTWARE & SERVICES	197	-19%	4%	44%	Strengthened					197 SOFTWARE->	197 SOFTWARE->			
7 Days - 11/24/23 to 12/01/23	ELECTRONICS	122	-11%	2%	31%	Strengthened					122 ELECTRNCS				
7 Days - 11/24/23 to 12/01/23	INTERNET	40	-19%	3%	22%	Strengthened						40 INTERNET			
7 Days - 11/24/23 to 12/01/23	TELECOMMUNICATIONS	50	-5%	2%	14%	Strengthened				50 TELCO->	50 TELCO->				
7 Days - 11/24/23 to 12/01/23	CONSUMER DURABLES	41	-11%	3%	17%	Strengthened					41 CONS DURBLS				
7 Days - 11/24/23 to 12/01/23	CONSUMER NON-DURABLES	79	-4%	4%	14%	Strengthened					79 CON N-DUR->	79 CON N-DUR->			
7 Days - 11/24/23 to 12/01/23	FOOD & BEVERAGE	66	-6%	1%	18%	Strengthened				66 FOOD BEV					
7 Days - 11/24/23 to 12/01/23	RETAIL	55	-26%	3%	54%	Strengthened					55 RETAIL				
7 Days - 11/24/23 to 12/01/23	SPECIALTY RETAIL	70	-13%	5%	27%	Strengthened					70 SPEC RETAIL				
7 Days - 11/24/23 to 12/01/23	AUTOMOTIVE	62	-22%	1%	19%	Strengthened									
7 Days - 11/24/23 to 12/01/23	ENERGY	148	-15%	0%	14%	Unchanged					148 ENERGY				
7 Days - 11/24/23 to 12/01/23	MATERIALS & CONSTRUCTION	83	-12%	2%	13%	Strengthened						83 MTL CONST->	83 MTL CONST->		
7 Days - 11/24/23 to 12/01/23	METALS & MINING	68	-9%	5%	23%	Strengthened					68 METALS->	68 METALS->			
7 Days - 11/24/23 to 12/01/23	TRANSPORTATION	83	-12%	2%	15%	Strengthened					83 TRANSPORT->	83 TRANSPORT->			
7 Days - 11/24/23 to 12/01/23	DIVERSIFIED SERVICES	144	-10%	3%	40%	Strengthened					144 DIV SVC->	144 DIV SVC->			
7 Days - 11/24/23 to 12/01/23	HEALTH SERVICES	135	-13%	1%	26%	Strengthened				135 HEALTH SVC->	135 HEALTH SVC->				
7 Days - 11/24/23 to 12/01/23	LEISURE	81	-9%	2%	18%	Strengthened				81 LEISURE->	81 LEISURE->				
7 Days - 11/24/23 to 12/01/23	MEDIA	56	-11%	1%	11%	Unchanged					56 MEDIA				
7 Days - 11/24/23 to 12/01/23	UTILITIES	80	-7%	2%	23%	Strengthened				80 UTILITIES					
7 Days - 11/24/23 to 12/01/23	AEROSPACE/DEFENSE	29	-3%	2%	11%	Strengthened						29 AERO/DEF			
7 Days - 11/24/23 to 12/01/23	CHEMICALS	63	-10%	3%	28%	Strengthened				63 CHEMICALS->	63 CHEMICALS->				
7 Days - 11/24/23 to 12/01/23	DRUGS	256	-66%	4%	83%	Strengthened				256 DRUGS					
7 Days - 11/24/23 to 12/01/23	MANUFACTURING	125	-31%	2%	14%	Strengthened					125 MFG				
7 Days - 11/24/23 to 12/01/23	WHOLESALE	36	-18%	1%	15%	Strengthened						36 WHOLESALE			

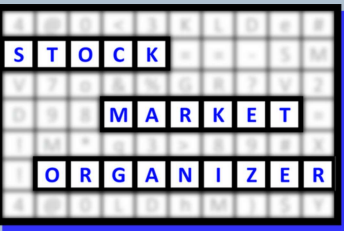
Green Highlight: Strengthened

Red Highlight: Weakened

No Highlight: Unchanged

8





# 10-Week Industry Strength Report

December 01, 2023

**Instructions:** Scroll page-by-page to see the 10-week week-by-week strengthening and weakening by industry (most recent week first)

10/06  
2023

1 of 29 Industries Strengthened,  
4 Weakened, 6.1 Avg\* (-0.1)

\*Range 9 to 1

Preceding Week 9:

Length - Begin/End	Industry	#	Min	Avg	Max	Status	9Weakest	8VWeak	7Weaker	6Week	5Avg	4Strong	3Stronger	2VStrong	1Strongest
7 Days - 09/29/23 to 10/06/23	BANKING	283	-11%	0%	17%	Unchanged			283 BANKING						
7 Days - 09/29/23 to 10/06/23	FINANCIAL SERVICES	128	-14%	-2%	12%	Unchanged				128 FIN SVC					
7 Days - 09/29/23 to 10/06/23	INSURANCE	89	-9%	0%	5%	Unchanged					89 INSURANCE				
7 Days - 09/29/23 to 10/06/23	REAL ESTATE	189	-32%	-4%	5%	Unchanged			189 REAL ESTATE						
7 Days - 09/29/23 to 10/06/23	COMPUTER HARDWARE	32	-21%	-2%	12%	Unchanged				32 HARDWARE					
7 Days - 09/29/23 to 10/06/23	COMPUTER SOFTWARE & SERVICES	198	-26%	-1%	12%	Unchanged					198 SOFTWARE				
7 Days - 09/29/23 to 10/06/23	ELECTRONICS	122	-20%	-2%	8%	Weakened				122 ELECTRNCS					
7 Days - 09/29/23 to 10/06/23	INTERNET	41	-20%	-1%	11%	Strengthened				41 INTERNET->	41 INTERNET->				
7 Days - 09/29/23 to 10/06/23	TELECOMMUNICATIONS	50	-24%	-4%	23%	Unchanged			50 TELCO						
7 Days - 09/29/23 to 10/06/23	CONSUMER DURABLES	41	-22%	-4%	21%	Weakened				<-CONS DURBLS 41	<-CONS DURBLS 41				
7 Days - 09/29/23 to 10/06/23	CONSUMER NON-DURABLES	79	-23%	-4%	4%	Weakened			<-CON N-DUR 79	<-CON N-DUR 79					
7 Days - 09/29/23 to 10/06/23	FOOD & BEVERAGE	66	-22%	-4%	4%	Weakened			<-FOOD BEV 66	<-FOOD BEV 66					
7 Days - 09/29/23 to 10/06/23	RETAIL	55	-19%	-2%	11%	Unchanged				55 RETAIL					
7 Days - 09/29/23 to 10/06/23	SPECIALTY RETAIL	70	-11%	-3%	14%	Weakened				70 SPEC RETAIL					
7 Days - 09/29/23 to 10/06/23	AUTOMOTIVE	62	-14%	-3%	6%	Weakened				62 AUTO					
7 Days - 09/29/23 to 10/06/23	ENERGY	148	-32%	-5%	41%	Weakened					<-ENERGY 148	<-ENERGY 148			
7 Days - 09/29/23 to 10/06/23	MATERIALS & CONSTRUCTION	83	-22%	-2%	10%	Weakened					83 MTL CONST				
7 Days - 09/29/23 to 10/06/23	METALS & MINING	68	-32%	-3%	4%	Weakened				68 METALS					
7 Days - 09/29/23 to 10/06/23	TRANSPORTATION	83	-16%	-1%	11%	Unchanged				83 TRANSPORT					
7 Days - 09/29/23 to 10/06/23	DIVERSIFIED SERVICES	144	-20%	0%	42%	Strengthened				144 DIV SVC					
7 Days - 09/29/23 to 10/06/23	HEALTH SERVICES	135	-22%	-2%	13%	Unchanged			135 HEALTH SVC						
7 Days - 09/29/23 to 10/06/23	LEISURE	82	-29%	-3%	6%	Unchanged			82 LEISURE						
7 Days - 09/29/23 to 10/06/23	MEDIA	56	-16%	-1%	16%	Strengthened				56 MEDIA					
7 Days - 09/29/23 to 10/06/23	UTILITIES	80	-24%	-2%	9%	Unchanged			80 UTILITIES						
7 Days - 09/29/23 to 10/06/23	AEROSPACE/DEFENSE	29	-7%	0%	27%	Strengthened				29 AERO/DEF					
7 Days - 09/29/23 to 10/06/23	CHEMICALS	64	-15%	-4%	4%	Unchanged				64 CHEMICALS					
7 Days - 09/29/23 to 10/06/23	DRUGS	256	-36%	-2%	44%	Unchanged			256 DRUGS						
7 Days - 09/29/23 to 10/06/23	MANUFACTURING	125	-18%	-2%	5%	Unchanged				125 MFG					
7 Days - 09/29/23 to 10/06/23	WHOLESALE	36	-11%	-1%	20%	Unchanged				36 WHOLESALE					

Current:

Length - Begin/End	Industry	#	Min	Avg	Max	Status	9Weakest	8VWeak	7Weaker	6Week	5Avg	4Strong	3Stronger	2VStrong	1Strongest
7 Days - 11/24/23 to 12/01/23	BANKING	283	-7%	4%	23%	Strengthened					283 BANKING->	283 BANKING->			
7 Days - 11/24/23 to 12/01/23	FINANCIAL SERVICES	128	-6%	3%	36%	Strengthened					128 FIN SVC->	128 FIN SVC->			
7 Days - 11/24/23 to 12/01/23	INSURANCE	89	-8%	1%	8%	Strengthened						89 INSURANCE			
7 Days - 11/24/23 to 12/01/23	REAL ESTATE	189	-3%	5%	27%	Strengthened				189 REAL ESTATE->	189 REAL ESTATE->				
7 Days - 11/24/23 to 12/01/23	COMPUTER HARDWARE	32	-10%	2%	17%	Unchanged					32 HARDWARE				
7 Days - 11/24/23 to 12/01/23	COMPUTER SOFTWARE & SERVICES	197	-19%	4%	44%	Strengthened					197 SOFTWARE->	197 SOFTWARE->			
7 Days - 11/24/23 to 12/01/23	ELECTRONICS	122	-11%	2%	31%	Strengthened					122 ELECTRNCS				
7 Days - 11/24/23 to 12/01/23	INTERNET	40	-19%	3%	22%	Strengthened						40 INTERNET			
7 Days - 11/24/23 to 12/01/23	TELECOMMUNICATIONS	50	-5%	2%	14%	Strengthened				50 TELCO->	50 TELCO->				
7 Days - 11/24/23 to 12/01/23	CONSUMER DURABLES	41	-11%	3%	17%	Strengthened					41 CONS DURBLS				
7 Days - 11/24/23 to 12/01/23	CONSUMER NON-DURABLES	79	-4%	4%	14%	Strengthened					79 CON N-DUR->	79 CON N-DUR->			
7 Days - 11/24/23 to 12/01/23	FOOD & BEVERAGE	66	-6%	1%	18%	Strengthened				66 FOOD BEV					
7 Days - 11/24/23 to 12/01/23	RETAIL	55	-26%	3%	54%	Strengthened					55 RETAIL				
7 Days - 11/24/23 to 12/01/23	SPECIALTY RETAIL	70	-13%	5%	27%	Strengthened					70 SPEC RETAIL				
7 Days - 11/24/23 to 12/01/23	AUTOMOTIVE	62	-22%	1%	19%	Strengthened					62 AUTO				
7 Days - 11/24/23 to 12/01/23	ENERGY	148	-15%	0%	14%	Unchanged					148 ENERGY				
7 Days - 11/24/23 to 12/01/23	MATERIALS & CONSTRUCTION	83	-12%	2%	13%	Unchanged						83 MTL CONST->	83 MTL CONST->		
7 Days - 11/24/23 to 12/01/23	METALS & MINING	68	-9%	5%	23%	Strengthened					68 METALS->	68 METALS->			
7 Days - 11/24/23 to 12/01/23	TRANSPORTATION	83	-12%	2%	15%	Strengthened					83 TRANSPORT->	83 TRANSPORT->			
7 Days - 11/24/23 to 12/01/23	DIVERSIFIED SERVICES	144	-10%	3%	40%	Strengthened					144 DIV SVC->	144 DIV SVC->			
7 Days - 11/24/23 to 12/01/23	HEALTH SERVICES	135	-13%	1%	26%	Strengthened				135 HEALTH SVC->	135 HEALTH SVC->				
7 Days - 11/24/23 to 12/01/23	LEISURE	81	-9%	2%	18%	Strengthened				81 LEISURE->	81 LEISURE->				
7 Days - 11/24/23 to 12/01/23	MEDIA	56	-11%	1%	11%	Unchanged					56 MEDIA				
7 Days - 11/24/23 to 12/01/23	UTILITIES	80	-7%	2%	23%	Strengthened				80 UTILITIES					
7 Days - 11/24/23 to 12/01/23	AEROSPACE/DEFENSE	29	-3%	2%	11%	Strengthened						29 AERO/DEF			
7 Days - 11/24/23 to 12/01/23	CHEMICALS	63	-10%	3%	28%	Strengthened				63 CHEMICALS->	63 CHEMICALS->				
7 Days - 11/24/23 to 12/01/23	DRUGS	256	-66%	4%	83%	Strengthened					256 DRUGS				
7 Days - 11/24/23 to 12/01/23	MANUFACTURING	125	-31%	2%	14%	Strengthened					125 MFG				
7 Days - 11/24/23 to 12/01/23	WHOLESALE	36	-18%	1%	15%	Strengthened					36 WHOLESALE				

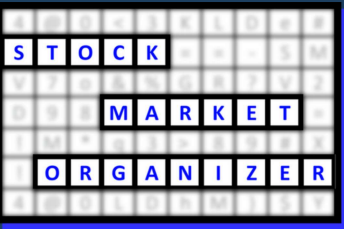
Green Highlight: Strengthened

Red Highlight: Weakened

No Highlight: Unchanged

9

For educational purposes only. Not financial advice or a stock/investment recommendation.



# 10-Week Industry Strength Report

December 01, 2023

**Instructions:** Scroll page-by-page to see the 10-week week-by-week strengthening and weakening by industry (most recent week first)

9/29  
2023

**2 of 29 Industries Strengthened,  
5 Weakened, 6.0 Avg\* (-0.1)**

\*Range 9 to 1

Preceding Week 10:

Length - Begin/End	Industry	#	Min	Avg	Max	Status	9Weakest	8VWeak	7Weaker	6Week	5Avg	4Strong	3Stronger	2VStrong	1Strongest
7 Days - 09/22/23 to 09/29/23	BANKING	283	-10%	0%	12%	Weakened			283 BANKING						
7 Days - 09/22/23 to 09/29/23	FINANCIAL SERVICES	129	-7%	1%	88%	Weakened				<-FIN SVC 129	<-FIN SVC 129				
7 Days - 09/22/23 to 09/29/23	INSURANCE	89	-9%	-2%	7%	Weakened					<-INSURANCE 89	<-INSURANCE 89			
7 Days - 09/22/23 to 09/29/23	REAL ESTATE	190	-20%	-2%	8%	Weakened			190 REAL ESTATE						
7 Days - 09/22/23 to 09/29/23	COMPUTER HARDWARE	32	-10%	1%	16%	Unchanged				32 HARDWARE					
7 Days - 09/22/23 to 09/29/23	COMPUTER SOFTWARE & SERVICES	201	-15%	1%	22%	Unchanged					201 SOFTWARE				
7 Days - 09/22/23 to 09/29/23	ELECTRONICS	122	-6%	2%	18%	Strengthened				122 ELECTRONICS					
7 Days - 09/22/23 to 09/29/23	INTERNET	41	-5%	2%	31%	Strengthened				41 INTERNET					
7 Days - 09/22/23 to 09/29/23	TELECOMMUNICATIONS	50	-9%	-2%	6%	Weakened			<-TELCO 50	<-TELCO 50					
7 Days - 09/22/23 to 09/29/23	CONSUMER DURABLES	41	-4%	2%	22%	Strengthened				41 CONS DURBLS	41 CONS DURBLS				
7 Days - 09/22/23 to 09/29/23	CONSUMER NON-DURABLES	80	-9%	0%	8%	Unchanged				80 CON N-DUR					
7 Days - 09/22/23 to 09/29/23	FOOD & BEVERAGE	67	-6%	-2%	5%	Unchanged				67 FOOD BEV					
7 Days - 09/22/23 to 09/29/23	RETAIL	55	-9%	1%	15%	Unchanged				55 RETAIL					
7 Days - 09/22/23 to 09/29/23	SPECIALTY RETAIL	70	-8%	4%	70%	Strengthened				70 SPEC RETAIL					
7 Days - 09/22/23 to 09/29/23	AUTOMOTIVE	62	-9%	1%	14%	Strengthened				62 AUTO					
7 Days - 09/22/23 to 09/29/23	ENERGY	150	-8%	2%	17%	Strengthened						150 ENERGY			
7 Days - 09/22/23 to 09/29/23	MATERIALS & CONSTRUCTION	83	-6%	1%	28%	Strengthened					83 MTL CONST				
7 Days - 09/22/23 to 09/29/23	METALS & MINING	68	-12%	0%	23%	Strengthened				68 METALS					
7 Days - 09/22/23 to 09/29/23	TRANSPORTATION	83	-15%	1%	14%	Unchanged				83 TRANSPORT					
7 Days - 09/22/23 to 09/29/23	DIVERSIFIED SERVICES	144	-12%	0%	21%	Weakened				144 DIV SVC					
7 Days - 09/22/23 to 09/29/23	HEALTH SERVICES	135	-13%	0%	23%	Weakened			<-HEALTH SVC 135	<-HEALTH SVC 135					
7 Days - 09/22/23 to 09/29/23	LEISURE	82	-11%	0%	13%	Unchanged				82 LEISURE					
7 Days - 09/22/23 to 09/29/23	MEDIA	56	-18%	0%	13%	Unchanged				56 MEDIA					
7 Days - 09/22/23 to 09/29/23	UTILITIES	80	-39%	-6%	9%	Unchanged				80 UTILITIES					
7 Days - 09/22/23 to 09/29/23	AEROSPACE/DEFENSE	29	-28%	0%	6%	Unchanged				29 AERO/DEF					
7 Days - 09/22/23 to 09/29/23	CHEMICALS	64	-9%	1%	26%	Unchanged				64 CHEMICALS					
7 Days - 09/22/23 to 09/29/23	DRUGS	260	-38%	-1%	77%	Weakened			<-DRUGS 260	<-DRUGS 260					
7 Days - 09/22/23 to 09/29/23	MANUFACTURING	126	-14%	1%	9%	Unchanged				126 MFG					
7 Days - 09/22/23 to 09/29/23	WHOLESALE	36	-25%	0%	10%	Strengthened				36 WHOLESALE	36 WHOLESALE				

Current:

Length - Begin/End	Industry	#	Min	Avg	Max	Status	9Weakest	8VWeak	7Weaker	6Week	5Avg	4Strong	3Stronger	2VStrong	1Strongest
7 Days - 11/24/23 to 12/01/23	BANKING	283	-7%	4%	23%	Strengthened					283 BANKING	283 BANKING			
7 Days - 11/24/23 to 12/01/23	FINANCIAL SERVICES	128	-6%	3%	36%	Strengthened					128 FIN SVC	128 FIN SVC			
7 Days - 11/24/23 to 12/01/23	INSURANCE	89	-8%	1%	8%	Strengthened						89 INSURANCE			
7 Days - 11/24/23 to 12/01/23	REAL ESTATE	189	-3%	5%	27%	Strengthened				189 REAL ESTATE	189 REAL ESTATE				
7 Days - 11/24/23 to 12/01/23	COMPUTER HARDWARE	32	-10%	2%	17%	Unchanged					32 HARDWARE				
7 Days - 11/24/23 to 12/01/23	COMPUTER SOFTWARE & SERVICES	197	-19%	4%	44%	Strengthened					197 SOFTWARE	197 SOFTWARE			
7 Days - 11/24/23 to 12/01/23	ELECTRONICS	122	-11%	2%	31%	Strengthened					122 ELECTRONICS				
7 Days - 11/24/23 to 12/01/23	INTERNET	40	-19%	3%	22%	Strengthened						40 INTERNET			
7 Days - 11/24/23 to 12/01/23	TELECOMMUNICATIONS	50	-5%	2%	14%	Strengthened				50 TELCO	50 TELCO				
7 Days - 11/24/23 to 12/01/23	CONSUMER DURABLES	41	-11%	3%	17%	Strengthened					41 CONS DURBLS				
7 Days - 11/24/23 to 12/01/23	CONSUMER NON-DURABLES	79	-4%	4%	14%	Strengthened					79 CON N-DUR	79 CON N-DUR			
7 Days - 11/24/23 to 12/01/23	FOOD & BEVERAGE	66	-6%	1%	18%	Strengthened				66 FOOD BEV					
7 Days - 11/24/23 to 12/01/23	RETAIL	55	-26%	3%	54%	Strengthened					55 RETAIL				
7 Days - 11/24/23 to 12/01/23	SPECIALTY RETAIL	70	-13%	5%	27%	Strengthened					70 SPEC RETAIL				
7 Days - 11/24/23 to 12/01/23	AUTOMOTIVE	62	-22%	1%	19%	Strengthened				62 AUTO					
7 Days - 11/24/23 to 12/01/23	ENERGY	148	-15%	0%	14%	Unchanged					148 ENERGY				
7 Days - 11/24/23 to 12/01/23	MATERIALS & CONSTRUCTION	83	-12%	2%	13%	Strengthened					83 MTL CONST	83 MTL CONST			
7 Days - 11/24/23 to 12/01/23	METALS & MINING	68	-9%	5%	23%	Strengthened				68 METALS	68 METALS				
7 Days - 11/24/23 to 12/01/23	TRANSPORTATION	83	-12%	2%	15%	Strengthened				83 TRANSPORT	83 TRANSPORT				
7 Days - 11/24/23 to 12/01/23	DIVERSIFIED SERVICES	144	-10%	3%	40%	Strengthened					144 DIV SVC	144 DIV SVC			
7 Days - 11/24/23 to 12/01/23	HEALTH SERVICES	135	-13%	1%	26%	Strengthened				135 HEALTH SVC	135 HEALTH SVC				
7 Days - 11/24/23 to 12/01/23	LEISURE	81	-9%	2%	18%	Strengthened				81 LEISURE	81 LEISURE				
7 Days - 11/24/23 to 12/01/23	MEDIA	56	-11%	1%	11%	Unchanged				56 MEDIA					
7 Days - 11/24/23 to 12/01/23	UTILITIES	80	-7%	2%	23%	Strengthened				80 UTILITIES					
7 Days - 11/24/23 to 12/01/23	AEROSPACE/DEFENSE	29	-3%	2%	11%	Strengthened						29 AERO/DEF			
7 Days - 11/24/23 to 12/01/23	CHEMICALS	63	-10%	3%	28%	Strengthened				63 CHEMICALS	63 CHEMICALS				
7 Days - 11/24/23 to 12/01/23	DRUGS	256	-66%	4%	83%	Strengthened				256 DRUGS					
7 Days - 11/24/23 to 12/01/23	MANUFACTURING	125	-31%	2%	14%	Strengthened					125 MFG				
7 Days - 11/24/23 to 12/01/23	WHOLESALE	36	-18%	1%	15%	Strengthened						36 WHOLESALE			

Green Highlight: Strengthened

Red Highlight: Weakened

No Highlight: Unchanged

10

For educational purposes only. Not financial advice or a stock/investment recommendation.