



# Industry Status: Materials & Construction (inc. Homebuilders)

1 week 10/24/23 to 10/31/23								
9Weakest	8VWeak	7Weaker	6Weak	5Avg	4Strong	3Stronger	2VStrong	1Strongest
.	.	.	83 MTL CONST	.	.	.	.	.
.	.	.	3 Cement	.	.	.	.	.
.	.	.	25 Gn Bld Matl->	25 Gn Bld Matl->	.	.	.	.
.	.	.	.	8 GCs	.	.	.	.
.	.	.	12 Heavy Const->	12 Heavy Const->	.	.	.	.
.	.	4 Lumber	.	.	.	.	.	.
<-Mfd Hsing 3	<-Mfd Hsing 3	<-Mfd Hsing 3	.	.	.	.	.	.
.	.	.	16 Resi Const	.	.	.	.	.
.	.	12 Waste Mgt->	12 Waste Mgt->	.	.	.	.	.
.	.	.	.	.	.	.	.	.

October 31, 2023

UNCHANGED at **WEAK** strength rating  
(**6th** strongest of 9 levels)  
previous move was **DOWN**

**57% positive stocks 1 week vs. 35%/17% 4 weeks/3 months**



# Table of Contents

1	1. INDUSTRY OVERVIEW	
		1A. Performance
		1B. Background
2	2. SUB-INDUSTRIES AND STOCK DETAIL	
		2A. Sub-Industries Overview
		2B. Sub-Industries 10-Week Strengthening Analysis
		2C. Stocks 1 Week Strongest and Weakest
5	3. STRENGTH BY LOOKBACK PERIOD (with Best/Worst stocks)	
		3A. Lookback 3 Months
		3B. Lookback 4 weeks
		3C. Lookback 1 Week

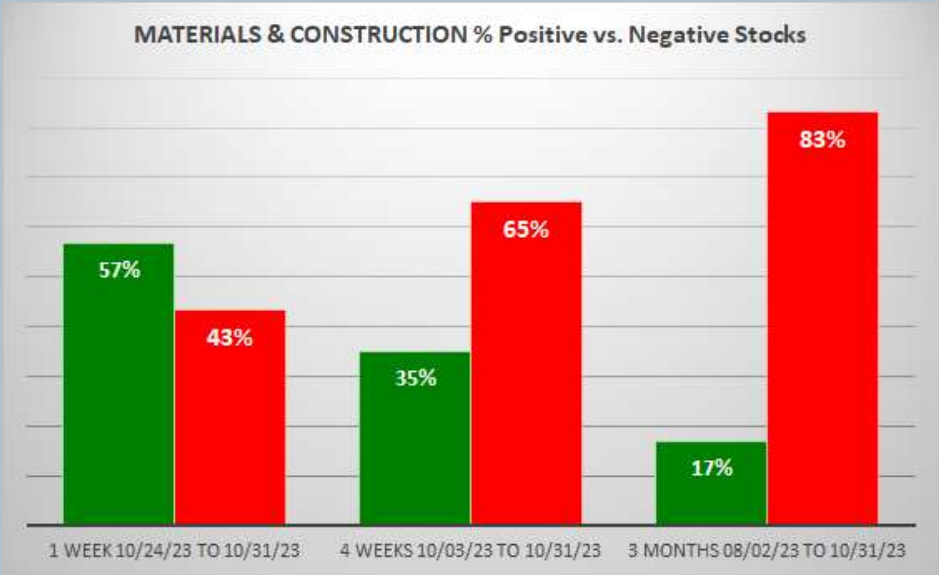
1. INDUSTRY OVERVIEW

1A. Performance

Past 10 Weeks Strengthening/Weakening week-by-week, per the following chart:

9Weakest	8VWeak	7Weaker	6Weak	5Avg	4Strong	3Stronger	2VStrong	1Strongest	Period
.	.	.	83 MTL CONST	.	.	.	.	.	7 Days - 10/24/23 to 10/31/23
.	.	.	<-MTL CONST 83	<-MTL CONST 83	.	.	.	.	7 Days - 10/17/23 to 10/24/23
.	.	.	.	83 MTL CONST	.	.	.	.	7 Days - 10/10/23 to 10/17/23
.	.	.	83 MTL CONST->	83 MTL CONST->	.	.	.	.	7 Days - 10/03/23 to 10/10/23
.	.	.	<-MTL CONST 83	<-MTL CONST 83	.	.	.	.	7 Days - 09/26/23 to 10/03/23
.	.	.	.	83 MTL CONST	.	.	.	.	7 Days - 09/19/23 to 09/26/23
.	.	.	.	<-MTL CONST 83	<-MTL CONST 83	.	.	.	7 Days - 09/12/23 to 09/19/23
.	.	.	.	.	83 MTL CONST	.	.	.	7 Days - 09/05/23 to 09/12/23
.	.	.	.	.	<-MTL CONST 83	<-MTL CONST 83	.	.	7 Days - 08/29/23 to 09/05/23
.	.	.	.	.	83 MTL CONST->	83 MTL CONST->	.	.	7 Days - 08/22/23 to 08/29/23

STRENGTHENING 1 Week vs. Mid- and Longer-Term // 1 week positive/negative stocks ratio is HIGHER than both 4 weeks and 3 Months, per the following chart:



## 1B. Background

Largest of 8 sub-industries (83 stocks, average 10):

- \* General Building Materials (25 stocks)
- \* Residential Construction (16 stocks)
- \* Heavy Construction (12 stocks)
- \* Waste Management (12 stocks)

Top 10 by Market Capitalization:

WM/Waste Management Inc, RSG/Republic Services Inc, CARR/Carrier Global Corporation, WCN/Waste Connections Inc, DHI/D.R. Horton Inc, FAST/Fastenal Company, LEN/Lennar Corp CI A, VMC/Vulcan Materials Co, MLM/Martin Marietta Materials Inc, PWR/Quanta Services Inc

## 2. SUB-INDUSTRIES AND STOCKS DETAIL

### 2A. Sub-Industries Overview

Strengthened: 3/8 sub-industries

Weakened: 1/8 sub-industries

STRONGEST at Average rating/5th strongest of 9 levels:

- \* General Building Materials (25 stocks)
- \* General Contractors (8 stocks)
- \* Heavy Construction (12 stocks)

WEAKEST at Weakest rating/9th strongest of 9 levels:

- \* Manufactured Housing (3 stocks)



## 2B. Sub-Industries 10-Week Strengthening Analysis

What: recent week-by-week strength changes for the industry and its sub-industries  
Why: objective measurement of strengthening and weakening enabling comparison within and across industries and sub-industries

INDUSTRY CURRENT PERIOD SUMMARY								1 week 10/24/23 to 10/31/23									
Length - Begin/End	Industry/Sub-Industry	Period	#	Min	Avg	Max	Status	7Weakest	8VWeakest	7Weaker	6Week	5Avg	4Strong	3Stronger	2VStrong	1Strongest	
7 Days - 10/24/23 to 10/31/23	MATERIALS & CONSTRUCTION	Period 1 of 10 (Current)	83	-4%	1%	25%	Unchanged				83 MTL CONST						
7 Days - 10/24/23 to 10/31/23	MATERIALS & CONSTRUCTION - Cement	Period 1 of 10 (Current)	3	-4%	1%	1%	Unchanged				3 Cement						
7 Days - 10/24/23 to 10/31/23	MATERIALS & CONSTRUCTION - General Building Materials	Period 1 of 10 (Current)	25	-8%	0%	7%	Strengthened				25 Gn Bld Matl>	25 Gn Bld Matl>					
7 Days - 10/24/23 to 10/31/23	MATERIALS & CONSTRUCTION - General Contractors	Period 1 of 10 (Current)	8	-6%	3%	17%	Strengthened				8 GCs						
7 Days - 10/24/23 to 10/31/23	MATERIALS & CONSTRUCTION - Heavy Construction	Period 1 of 10 (Current)	12	-4%	1%	17%	Strengthened				12 Heavy Const>	12 Heavy Const>					
7 Days - 10/24/23 to 10/31/23	MATERIALS & CONSTRUCTION - Lumber	Period 1 of 10 (Current)	4	-7%	2%	2%	Unchanged			4 Lumber							
7 Days - 10/24/23 to 10/31/23	MATERIALS & CONSTRUCTION - Manufactured Housing	Period 1 of 10 (Current)	3	-4%	1%	7%	Weakened	<Mld Hsing 3	<Mld Hsing 3	<Mld Hsing 3							
7 Days - 10/24/23 to 10/31/23	MATERIALS & CONSTRUCTION - Residential Construction	Period 1 of 10 (Current)	16	-4%	2%	20%	Strengthened				16 Resl Const						
7 Days - 10/24/23 to 10/31/23	MATERIALS & CONSTRUCTION - Waste Management	Period 1 of 10 (Current)	12	-8%	2%	25%	Strengthened				12 Waste Mgt>	12 Waste Mgt>					
7 Days - 10/24/23 to 10/31/23		Period 1 of 10 (Current)															
PREVIOUS WEEKS (EDUCATIONAL PURPOSES ONLY/NOT A STOCK OR INVESTMENT RECOMMENDATION)																	
Length - Begin/End	Industry/Sub-Industry	Period	#	Min	Avg	Max	Status	7Weakest	8VWeakest	7Weaker	6Week	5Avg	4Strong	3Stronger	2VStrong	1Strongest	
7 Days - 10/24/23 to 10/31/23	MATERIALS & CONSTRUCTION	Period 1 of 10 (Current)	83	-4%	1%	25%	Unchanged				83 MTL CONST						
7 Days - 10/17/23 to 10/24/23	MATERIALS & CONSTRUCTION	Period 2 of 10	83	-13%	0%	10%	Unchanged				<MTL CONST 83	<MTL CONST 83					
7 Days - 10/10/23 to 10/17/23	MATERIALS & CONSTRUCTION	Period 3 of 10	83	-22%	0%	19%	Strengthened				83 MTL CONST>	83 MTL CONST>					
7 Days - 09/26/23 to 10/03/23	MATERIALS & CONSTRUCTION	Period 4 of 10	83	-10%	2%	7%	Weakened				<MTL CONST 83	<MTL CONST 83					
7 Days - 09/19/23 to 09/26/23	MATERIALS & CONSTRUCTION	Period 5 of 10	83	-13%	4%	14%	Weakened				83 MTL CONST						
7 Days - 09/12/23 to 09/19/23	MATERIALS & CONSTRUCTION	Period 6 of 10	83	-15%	2%	9%	Weakened				<MTL CONST 83	<MTL CONST 83					
7 Days - 09/05/23 to 09/12/23	MATERIALS & CONSTRUCTION	Period 7 of 10	83	-18%	0%	16%	Weakened				83 MTL CONST						
7 Days - 08/29/23 to 09/05/23	MATERIALS & CONSTRUCTION	Period 8 of 10	83	-18%	2%	20%	Weakened				<MTL CONST 83	<MTL CONST 83					
7 Days - 08/22/23 to 08/29/23	MATERIALS & CONSTRUCTION	Period 9 of 10	83	-7%	2%	11%	Strengthened				83 MTL CONST>	83 MTL CONST>					
7 Days - 10/24/23 to 10/31/23	MATERIALS & CONSTRUCTION - Cement	Period 1 of 10 (Current)	3	-4%	1%	1%	Unchanged				3 Cement						
7 Days - 10/17/23 to 10/24/23	MATERIALS & CONSTRUCTION - Cement	Period 2 of 10	3	-13%	0%	3%	Unchanged				<Cement 3	<Cement 3					
7 Days - 10/10/23 to 10/17/23	MATERIALS & CONSTRUCTION - Cement	Period 3 of 10	3	-2%	4%	10%	Strengthened				3 Cement>	3 Cement>					
7 Days - 10/03/23 to 10/10/23	MATERIALS & CONSTRUCTION - Cement	Period 4 of 10	3	-5%	5%	5%	Strengthened				3 Cement						
7 Days - 09/26/23 to 10/03/23	MATERIALS & CONSTRUCTION - Cement	Period 5 of 10	3	-1%	3%	3%	Unchanged				3 Cement						
7 Days - 09/19/23 to 09/26/23	MATERIALS & CONSTRUCTION - Cement	Period 6 of 10	3	-7%	4%	4%	Weakened				3 Cement						
7 Days - 09/12/23 to 09/19/23	MATERIALS & CONSTRUCTION - Cement	Period 7 of 10	3	-4%	1%	1%	Unchanged				3 Cement						
7 Days - 09/05/23 to 09/12/23	MATERIALS & CONSTRUCTION - Cement	Period 8 of 10	3	-11%	5%	-2%	Weakened				<Cement 3	<Cement 3					
7 Days - 08/29/23 to 09/05/23	MATERIALS & CONSTRUCTION - Cement	Period 9 of 10	3	-6%	3%	-1%	Weakened				<Cement 3	<Cement 3					
7 Days - 08/22/23 to 08/29/23	MATERIALS & CONSTRUCTION - Cement	Period 10 of 10	3	3%	3%	5%	Strengthened				3 Cement>	3 Cement>					
7 Days - 10/24/23 to 10/31/23	MATERIALS & CONSTRUCTION - General Building Materials	Period 1 of 10 (Current)	25	-8%	0%	7%	Strengthened				25 Gn Bld Matl>	25 Gn Bld Matl>					
7 Days - 10/17/23 to 10/24/23	MATERIALS & CONSTRUCTION - General Building Materials	Period 2 of 10	25	-8%	5%	5%	Unchanged				<Gn Bld Matl 25	<Gn Bld Matl 25					
7 Days - 10/10/23 to 10/17/23	MATERIALS & CONSTRUCTION - General Building Materials	Period 3 of 10	25	-5%	1%	8%	Unchanged				25 Gn Bld Matl						
7 Days - 10/03/23 to 10/10/23	MATERIALS & CONSTRUCTION - General Building Materials	Period 4 of 10	25	-4%	4%	19%	Strengthened				25 Gn Bld Matl						
7 Days - 09/26/23 to 10/03/23	MATERIALS & CONSTRUCTION - General Building Materials	Period 5 of 10	25	-8%	1%	2%	Unchanged				25 Gn Bld Matl						
7 Days - 09/19/23 to 09/26/23	MATERIALS & CONSTRUCTION - General Building Materials	Period 6 of 10	25	-10%	3%	11%	Weakened				<Gn Bld Matl 25	<Gn Bld Matl 25					
7 Days - 09/12/23 to 09/19/23	MATERIALS & CONSTRUCTION - General Building Materials	Period 7 of 10	25	-6%	1%	4%	Strengthened				25 Gn Bld Matl						
7 Days - 09/05/23 to 09/12/23	MATERIALS & CONSTRUCTION - General Building Materials	Period 8 of 10	25	-6%	1%	4%	Strengthened				25 Gn Bld Matl						
7 Days - 08/29/23 to 09/05/23	MATERIALS & CONSTRUCTION - General Building Materials	Period 9 of 10	25	-9%	2%	8%	Weakened				<Gn Bld Matl 25	<Gn Bld Matl 25					
7 Days - 08/22/23 to 08/29/23	MATERIALS & CONSTRUCTION - General Building Materials	Period 10 of 10	25	-1%	3%	11%	Strengthened				25 Gn Bld Matl						
7 Days - 10/24/23 to 10/31/23	MATERIALS & CONSTRUCTION - General Contractors	Period 1 of 10 (Current)	8	-6%	3%	17%	Strengthened				8 GCs						
7 Days - 10/17/23 to 10/24/23	MATERIALS & CONSTRUCTION - General Contractors	Period 2 of 10	8	-11%	0%	-3%	Weakened				<GCs 8	<GCs 8					
7 Days - 10/10/23 to 10/17/23	MATERIALS & CONSTRUCTION - General Contractors	Period 3 of 10	8	-4%	0%	4%	Weakened				8 GCs						
7 Days - 10/03/23 to 10/10/23	MATERIALS & CONSTRUCTION - General Contractors	Period 4 of 10	8	-5%	11%	11%	Unchanged				8 GCs						
7 Days - 09/26/23 to 10/03/23	MATERIALS & CONSTRUCTION - General Contractors	Period 5 of 10	8	-8%	3%	2%	Weakened				<GCs 8	<GCs 8					
7 Days - 09/19/23 to 09/26/23	MATERIALS & CONSTRUCTION - General Contractors	Period 6 of 10	8	-7%	3%	2%	Weakened				8 GCs						
7 Days - 09/12/23 to 09/19/23	MATERIALS & CONSTRUCTION - General Contractors	Period 7 of 10	8	-6%	2%	1%	Unchanged				8 GCs						
7 Days - 09/05/23 to 09/12/23	MATERIALS & CONSTRUCTION - General Contractors	Period 8 of 10	8	-10%	1%	8%	Weakened				<GCs 8	<GCs 8					
7 Days - 08/29/23 to 09/05/23	MATERIALS & CONSTRUCTION - General Contractors	Period 9 of 10	8	-5%	1%	1%	Weakened				<GCs 8	<GCs 8					
7 Days - 08/22/23 to 08/29/23	MATERIALS & CONSTRUCTION - General Contractors	Period 10 of 10	8	-1%	2%	4%	Strengthened				8 GCs						
7 Days - 10/24/23 to 10/31/23	MATERIALS & CONSTRUCTION - Heavy Construction	Period 1 of 10 (Current)	12	-4%	1%	17%	Strengthened				12 Heavy Const>	12 Heavy Const>					
7 Days - 10/17/23 to 10/24/23	MATERIALS & CONSTRUCTION - Heavy Construction	Period 2 of 10	12	-12%	4%	-1%	Weakened				<Heavy Const 12	<Heavy Const 12					
7 Days - 10/10/23 to 10/17/23	MATERIALS & CONSTRUCTION - Heavy Construction	Period 3 of 10	12	-4%	0%	8%	Strengthened				12 Heavy Const						
7 Days - 10/03/23 to 10/10/23	MATERIALS & CONSTRUCTION - Heavy Construction	Period 4 of 10	12	1%	5%	8%	Unchanged				12 Heavy Const						
7 Days - 09/26/23 to 10/03/23	MATERIALS & CONSTRUCTION - Heavy Construction	Period 5 of 10	12	-7%	2%	5%	Weakened				<Heavy Const 12	<Heavy Const 12					
7 Days - 09/19/23 to 09/26/23	MATERIALS & CONSTRUCTION - Heavy Construction	Period 6 of 10	12	-13%	3%	14%	Unchanged				12 Heavy Const						
7 Days - 09/12/23 to 09/19/23	MATERIALS & CONSTRUCTION - Heavy Construction	Period 7 of 10	12	-13%	0%	9%	Weakened				12 Heavy Const						
7 Days - 09/05/23 to 09/12/23	MATERIALS & CONSTRUCTION - Heavy Construction	Period 8 of 10	12	-8%	2%	14%	Weakened				<Heavy Const 12	<Heavy Const 12					
7 Days - 08/29/23 to 09/05/23	MATERIALS & CONSTRUCTION - Heavy Construction	Period 9 of 10	12	-5%	2%	6%	Weakened				12 Heavy Const						
7 Days - 08/22/23 to 08/29/23	MATERIALS & CONSTRUCTION - Heavy Construction	Period 10 of 10	12	-1%	2%	4%	Strengthened				12 Heavy Const						
7 Days - 10/24/23 to 10/31/23	MATERIALS & CONSTRUCTION - Lumber	Period 1 of 10 (Current)	4	-7%	2%	2%	Unchanged			4 Lumber							
7 Days - 10/17/23 to 10/24/23	MATERIALS & CONSTRUCTION - Lumber	Period 2 of 10	4	-22%	9%	-4%	Unchanged			4 Lumber							
7 Days - 10/10/23 to 10/17/23	MATERIALS & CONSTRUCTION - Lumber	Period 3 of 10	4	-22%	2%	0%	Unchanged			4 Lumber							
7 Days - 10/03/23 to 10/10/23	MATERIALS & CONSTRUCTION - Lumber	Period 4 of 10	4	-22%	4%	2%	Unchanged			4 Lumber							
7 Days - 09/26/23 to 10/03/23	MATERIALS & CONSTRUCTION - Lumber	Period 5 of 10	4	-5%	1%	7%	Weakened			4 Lumber							
7 Days - 09/19/23 to 09/26/23	MATERIALS & CONSTRUCTION - Lumber	Period 6 of 10	4	-5%	1%	4%	Weakened			4 Lumber							
7 Days - 09/12/23 to 09/19/23	MATERIALS & CONSTRUCTION - Lumber	Period 7 of 10	4	-15%	5%	-1%	Unchanged			4 Lumber							
7 Days - 09/05/23 to 09/12/23	MATERIALS & CONSTRUCTION - Lumber	Period 8 of 10	4	-7%	1%	4%	Weakened			4 Lumber							
7 Days - 08/29/23 to 09/05/23	MATERIALS & CONSTRUCTION - Lumber	Period 9 of 10	4	-18%	4%	-3%	Weakened			4 Lumber							
7 Days - 08/22/23 to 08/29/23	MATERIALS & CONSTRUCTION - Lumber	Period 10 of 10	4	-7%	1%	2%	Unchanged			4 Lumber							
7 Days - 10/24/23 to 10/31/23	MATERIALS & CONSTRUCTION - Manufactured Housing	Period 1 of 10 (Current)	3	-4%	1%	7%	Weakened	<Mld Hsing 3	<Mld Hsing 3	<Mld Hsing 3							
7 Days - 10/17/23 to 10/24/23	MATERIALS & CONSTRUCTION - Manufactured Housing	Period 2 of 10	3	-7%	6%	-4%	Unchanged			3 Mfld Hsing							
7 Days - 10/10/23 to 10/17/23	MATERIALS & CONSTRUCTION - Manufactured Housing	Period 3 of 10	3	-8%	4%	-1%	Unchanged			3 Mfld Hsing							
7 Days - 10/03/23 to 10/10/23	MATERIALS & CONSTRUCTION - Manufactured Housing	Period 4 of 10	3	4%	6%	7%	Unchanged			3 Mfld Hsing							
7 Days - 09/26/23 to 10/03/23	MATERIALS & CONSTRUCTION - Manufactured Housing	Period 5 of 10	3	-4%	2%	1%	Unchanged			3 Mfld Hsing							

## 2C. Stocks 1 Week Strongest and Weakest

What: stocks currently rated Strongest/Weakest (highest/lowest of 9 strength ratings)

Why: most interesting stocks for available capital because

- the Strongest have the least amount of overhead supply to dampen breakouts while
- the Weakest may be prone to volatility, subject to big pops from bottom-fishing and short-covering BUT ALSO to bigger and faster falls.

(Not guaranteed and not a recommendation – weak stocks in weakening sub-industries may be better shorts than high-flyers.)

STOCK DETAIL (EDUCATIONAL PURPOSES ONLY/NOT FINANCIAL ADVICE)										1 week 10/24/23 to 10/31/23									
Sub-Industry	Ticker	Company	ID1	ID2	% Chg	ID3	Status	9Weakest	8Weak	7Weaker	6Weak	5Avg	4Strong	3Stronger	2VStrong	1Strongest			
MATERIALS & CONSTRUCTION - Cement	LOMA	Loma Negra Compania Industrial Argentina S	95-65-65	26%	-4%	-13%	9Weakest	LOMA											
MATERIALS & CONSTRUCTION - General Building Mate	AWI	Armstrong World Industries Inc	11-51-65	29%	3%	5%	1Strongest							AWI→	AWI→	AWI→			
MATERIALS & CONSTRUCTION - General Building Mate	FAST	Fastenal Company	11-51-65	83%	1%	6%	1Strongest							FAST→	FAST→	FAST→			
MATERIALS & CONSTRUCTION - General Building Mate	PGTI	PGT Innovations Inc	15-51-65	92%	-1%	16%	1Strongest									PGTI			
MATERIALS & CONSTRUCTION - General Building Mate	MDU	MDU Resources Group Inc	95-51-65	61%	0%	-9%	9Weakest	MDU											
MATERIALS & CONSTRUCTION - General Building Mate	DOOR	Masonite Worldwide Holdings	99-51-65	45%	-1%	-15%	9Weakest	<--DOOR	<--DOOR										
MATERIALS & CONSTRUCTION - General Building Mate	JELD	JELD-WEN Holding Inc	99-51-65	17%	-1%	-19%	9Weakest	<--JELD	<--JELD	<--JELD									
MATERIALS & CONSTRUCTION - General Contractors	FIX	Comfort Systems Usa Inc	11-51-65	96%	17%	18%	1Strongest						FIX→	FIX→	FIX→	FIX→			
MATERIALS & CONSTRUCTION - General Contractors	ROAD	Construction Partners Inc	15-51-65	88%	-1%	25%	1Strongest									ROAD			
MATERIALS & CONSTRUCTION - Heavy Construction	AGX	Argan Inc.	11-51-65	61%	5%	11%	1Strongest							AGX→	AGX→	AGX→			
MATERIALS & CONSTRUCTION - Heavy Construction	MTRX	Matrix Service Co	15-51-65	41%	-2%	62%	1Strongest									MTRX			
MATERIALS & CONSTRUCTION - Heavy Construction	DY	Dycor Industries Inc	95-51-65	67%	2%	-11%	9Weakest	DY											
MATERIALS & CONSTRUCTION - Heavy Construction	MTZ	Masteec Inc	95-51-65	37%	-2%	-37%	9Weakest	MTZ											
MATERIALS & CONSTRUCTION - Heavy Construction	NVEE	NVS Global Inc	95-51-65	53%	-4%	-10%	9Weakest	NVEE											
MATERIALS & CONSTRUCTION - Lumber	RYN	Rayonier Inc	95-75-65	24%	0%	-19%	9Weakest	RYN											
MATERIALS & CONSTRUCTION - Lumber	WY	Weyerhaeuser Co	95-75-65	52%	-1%	-8%	9Weakest	WY											
MATERIALS & CONSTRUCTION - Lumber	EVA	Enviva Inc	95-75-65	0%	-7%	-81%	9Weakest	EVA											
MATERIALS & CONSTRUCTION - Manufactured Housing	CSTE	Caesarstone Ltd	95-99-65	3%	7%	-16%	9Weakest	CSTE											
MATERIALS & CONSTRUCTION - Manufactured Housing	SKY	Skyline Champion Corporation	99-99-65	65%	-1%	-13%	9Weakest	<--SKY	<--SKY	<--SKY									
MATERIALS & CONSTRUCTION - Manufactured Housing	CVCO	Cavco Industries	99-99-65	65%	-4%	-11%	9Weakest	<--CVCO	<--CVCO	<--CVCO									
MATERIALS & CONSTRUCTION - Residential Constructi	LEGH	Legacy Housing Corporation	95-61-65	53%	2%	-12%	9Weakest	LEGH											
MATERIALS & CONSTRUCTION - Waste Management	RSG	Republic Services Inc	11-61-65	93%	4%	5%	1Strongest						RSG→	RSG→	RSG→	RSG→			
MATERIALS & CONSTRUCTION - Waste Management	LICY	Li-Cycle	95-61-65	9%	25%	-73%	9Weakest	LICY											
MATERIALS & CONSTRUCTION - Waste Management	SRCL	Stericycle Inc	95-61-65	5%	2%	-9%	9Weakest	SRCL											
MATERIALS & CONSTRUCTION - Waste Management	CWST	Casella Waste Sysms Inc	95-61-65	69%	1%	-9%	9Weakest	CWST											
MATERIALS & CONSTRUCTION - Waste Management	WCN	Waste Connections Inc	99-61-65	76%	-4%	-6%	9Weakest	<--WCN	<--WCN	<--WCN									
MATERIALS & CONSTRUCTION - Waste Management	MEG	Montrose Environmental Group Inc	95-61-65	30%	-8%	-39%	9Weakest	MEG											

STOCK

MARKET

ORGANIZER

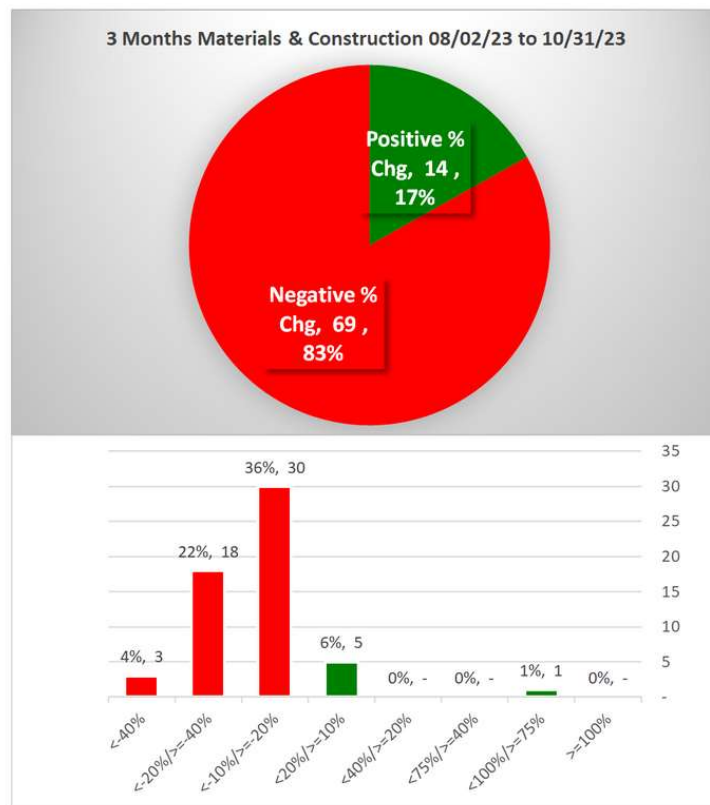


Strongest to Weakest stocks ratio is 8:19 (10% and 23% of total) 10/24/23 to 10/31/23.



### 3. STRENGTH BY LOOKBACK PERIOD (with Best/Worst stocks)

#### 3A. Lookback 3 Months

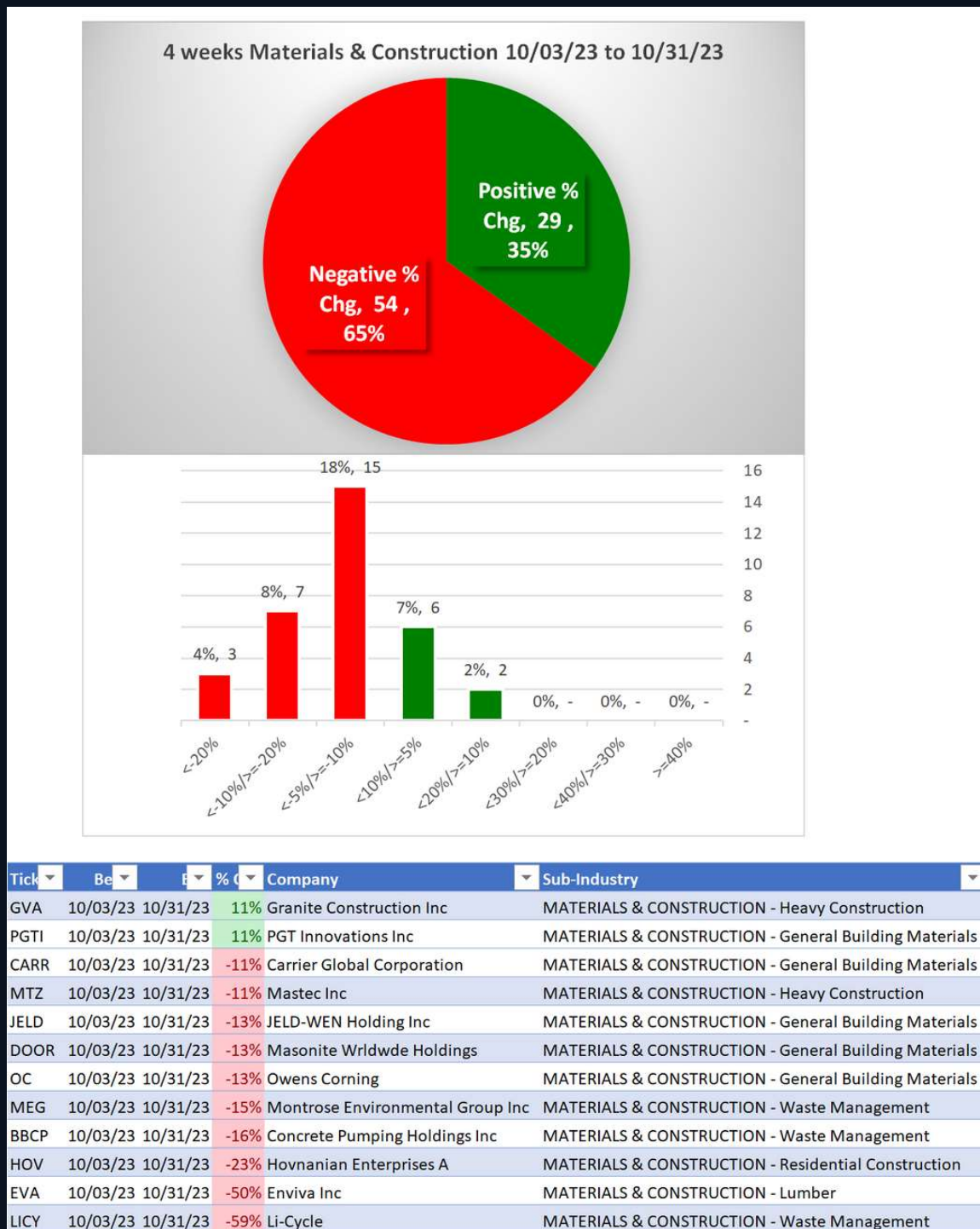


Tick	Be	E	%	Company	Sub-Industry
MTRX	08/02/23	10/31/23	79%	Matrix Service Co	MATERIALS & CONSTRUCTION - Heavy Construction
OC	08/02/23	10/31/23	-20%	Owens Corning	MATERIALS & CONSTRUCTION - General Building Materials
LEGH	08/02/23	10/31/23	-21%	Legacy Housing Corporation	MATERIALS & CONSTRUCTION - Residential Construction
GMS	08/02/23	10/31/23	-21%	GMS Inc	MATERIALS & CONSTRUCTION - General Building Materials
TMHC	08/02/23	10/31/23	-21%	Taylor Morrison Home Corporation	MATERIALS & CONSTRUCTION - Residential Construction
RYN	08/02/23	10/31/23	-22%	Rayonier Inc	MATERIALS & CONSTRUCTION - Lumber
TPH	08/02/23	10/31/23	-22%	Tri Pointe Group Inc	MATERIALS & CONSTRUCTION - Residential Construction
MTH	08/02/23	10/31/23	-23%	Meritage Homes Corp	MATERIALS & CONSTRUCTION - Residential Construction
AAON	08/02/23	10/31/23	-23%	Aaon Inc	MATERIALS & CONSTRUCTION - General Building Materials
DOOR	08/02/23	10/31/23	-24%	Masonite Wrldwde Holdings	MATERIALS & CONSTRUCTION - General Building Materials
CSTE	08/02/23	10/31/23	-24%	Caesarstone Ltd	MATERIALS & CONSTRUCTION - Manufactured Housing
TREX	08/02/23	10/31/23	-25%	Trex Co Inc	MATERIALS & CONSTRUCTION - General Building Materials
MDC	08/02/23	10/31/23	-26%	M.D.C Holdings Inc	MATERIALS & CONSTRUCTION - Residential Construction
IBP	08/02/23	10/31/23	-26%	Installed Building Products Inc	MATERIALS & CONSTRUCTION - General Building Materials
BZH	08/02/23	10/31/23	-29%	Beazer Homes Usa	MATERIALS & CONSTRUCTION - Residential Construction
GRBK	08/02/23	10/31/23	-30%	Green Brick Partners Inc	MATERIALS & CONSTRUCTION - Residential Construction
HOV	08/02/23	10/31/23	-34%	Hovnanian Enterprises A	MATERIALS & CONSTRUCTION - Residential Construction
MEG	08/02/23	10/31/23	-38%	Montrose Environmental Group Inc	MATERIALS & CONSTRUCTION - Waste Management
JELD	08/02/23	10/31/23	-38%	JELD-WEN Holding Inc	MATERIALS & CONSTRUCTION - General Building Materials
MTZ	08/02/23	10/31/23	-51%	Mastec Inc	MATERIALS & CONSTRUCTION - Heavy Construction
EVA	08/02/23	10/31/23	-72%	Enviva Inc	MATERIALS & CONSTRUCTION - Lumber
LICY	08/02/23	10/31/23	-77%	Li-Cycle	MATERIALS & CONSTRUCTION - Waste Management

1 stock >+20% and 21 stocks <-20% (1% and 25% of total) 08/02/23 to 10/31/23.

### 3. STRENGTH BY LOOKBACK PERIOD (with Best/Worst stocks)

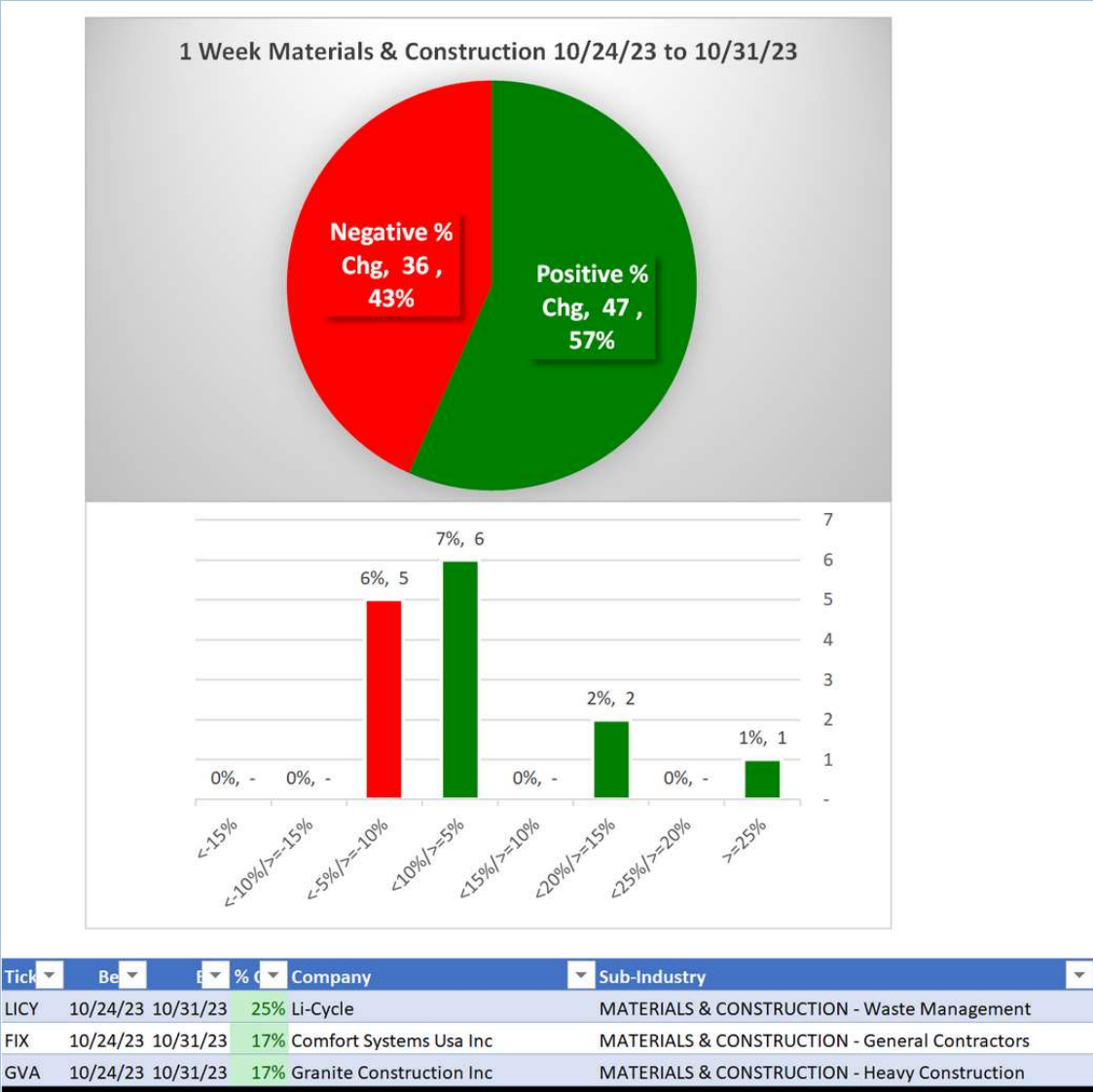
#### 3B. Lookback 4 Weeks



2 stocks >+10% and 10 stocks <-10% (2% and 12% of total) 10/03/23 to 10/31/23.



3. STRENGTH BY LOOKBACK PERIOD (with Best/Worst stocks)  
3C. Lookback 1 Week



3 stocks >+10% and 0 stocks <-10% (4% and 0% of total) 10/24/23 to 10/31/23.