



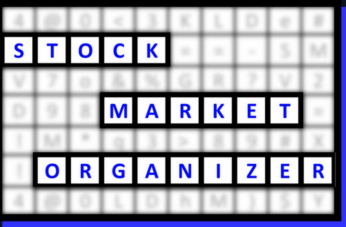
# Industry Status: Health Services

1 week 10/30/23 to 11/06/23								
9Weakest	8VWeak	7Weaker	6Weak	5Avg	4Strong	3Stronger	2VStrong	1Strongest
.	.	135 HEALTH SVC	.	.	.	.	.	.
.	.	.	.	.	6 HCare Plans	.	.	.
.	.	.	4 Home HCare	.	.	.	.	.
9 Hospitals->	9 Hospitals->	.	.	.	.	.	.	.
.	.	.	.	3 LT Care Facil->	3 LT Care Facil->	3 LT Care Facil->	3 LT Care Facil->	.
.	.	46 Med Appl/Eqp	.	.	.	.	.	.
.	.	38 Med Instrmts	.	.	.	.	.	.
.	.	15 Med Lab/Rsrch	.	.	.	.	.	.
.	14 Spclz Hlth Svc->	14 Spclz Hlth Svc->	.	.	.	.	.	.
.	.	.	.	.	.	.	.	.

November 06, 2023

UNCHANGED at **WEAKER** strength rating  
(**7th** strongest of 9 levels)  
previous move was **DOWN**

**1 week 24% stocks >10% & 85% positive, but 4%/46% Strongest/Weakest stocks**



# Table of Contents

1	1. INDUSTRY OVERVIEW	
		1A. Performance
		1B. Background
2	2. SUB-INDUSTRIES AND STOCK DETAIL	
		2A. Sub-Industries Overview
		2B. Sub-Industries 10-Week Strengthening Analysis
		2C. Stocks 1 Week Strongest and Weakest
5	3. STRENGTH BY LOOKBACK PERIOD (with Best/Worst stocks)	
		3A. Lookback 3 Months
		3B. Lookback 4 weeks
		3C. Lookback 1 Week

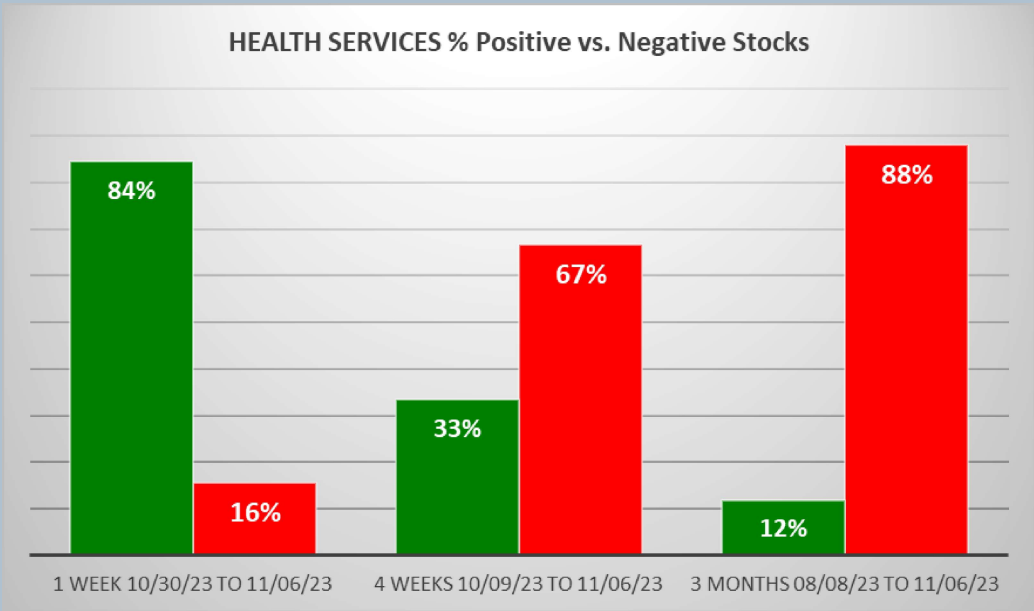
1. INDUSTRY OVERVIEW

1A. Performance

Past 10 Weeks Strengthening/Weakening week-by-week, per the following chart:

9Weakest	8VWeak	7Weaker	6Weak	5Avg	4Strong	3Stronger	2VStrong	1Strongest	Period
.	.	135 HEALTH SVC	.	.	.	.	.	.	7 Days - 10/30/23 to 11/06/23
.	.	135 HEALTH SVC	.	.	.	.	.	.	7 Days - 10/23/23 to 10/30/23
.	.	135 HEALTH SVC	.	.	.	.	.	.	7 Days - 10/16/23 to 10/23/23
.	.	135 HEALTH SVC	.	.	.	.	.	.	7 Days - 10/09/23 to 10/16/23
.	.	135 HEALTH SVC	.	.	.	.	.	.	7 Days - 10/02/23 to 10/09/23
.	.	<-HEALTH SVC 135 <-HEALTH SVC 135	.	.	.	.	.	.	7 Days - 09/25/23 to 10/02/23
.	.	.	135 HEALTH SVC	.	.	.	.	.	7 Days - 09/18/23 to 09/25/23
.	.	.	135 HEALTH SVC	.	.	.	.	.	7 Days - 09/11/23 to 09/18/23
.	.	.	135 HEALTH SVC	.	.	.	.	.	6 Days - 09/05/23 to 09/11/23
.	.	.	135 HEALTH SVC	.	.	.	.	.	8 Days - 08/28/23 to 09/05/23

STRENGTHENING 1 Week vs. Mid- and Longer-Term // 1 week positive/negative stocks ratio is HIGHER than both 4 weeks and 3 Months, per the following chart:



## 1B. Background

Largest of 8 sub-industries (135 stocks, average 17):

- \* Medical Appliances & Equipment (46 stocks)
- \* Medical Instruments & Supplies (38 stocks)
- \* Medical Laboratories & Research (15 stocks)
- \* Specialized Health Services (14 stocks)

Top 10 by Market Capitalization:

UNH/UnitedHealth Group Inc., TMO/Thermo Fisher Scientific Inc, ABT/Abbott Laboratories, SYK/Stryker Corp, MDT/Medtronic PLC, ELV/Elevance Health Inc., ISRG/Intuitive Surgical Inc, CI/Cigna Corp, BSX/Boston Scientific Corp, BDX/Becton Dickinson & Co

## 2. SUB-INDUSTRIES AND STOCKS DETAIL

### 2A. Sub-Industries Overview

Strengthened: 3/8 sub-industries

Weakened: 0/8 sub-industries

STRONGEST at Very Strong rating/2nd strongest of 9 levels:

- \* Long-Term Care Facilities (3 stocks)

WEAKEST at Very Weak rating/8th strongest of 9 levels:

- \* Hospitals (9 stocks)



## 2B. Sub-Industries 10-Week Strengthening Analysis

What: recent week-by-week strength changes for the industry and its sub-industries  
Why: objective measurement of strengthening and weakening enabling comparison within and across industries and sub-industries

### INDUSTRY CURRENT PERIOD SUMMARY

Length - Begin/End	Industry/Sub-Industry	Period	#	Min	Avg	Max	Status	9Weekest	8VWeek	7Weeker	6Week	5Avg	4Strong	3Stronger	2VStrong	1Strongest
7 Days - 10/30/23 to 11/06/23	HEALTH SERVICES	Period 1 of 10 (Current)	135	-16%	6%	26%	Strengthened				135 HEALTH SVC					
7 Days - 10/30/23 to 11/06/23	HEALTH SERVICES - Health Care Plans	Period 1 of 10 (Current)	6	-6%	1%	6%	Unchanged						6 HCare Plans			
7 Days - 10/30/23 to 11/06/23	HEALTH SERVICES - Home Health Care	Period 1 of 10 (Current)	4	-1%	1%	4%	Unchanged				4 Home HCare					
7 Days - 10/30/23 to 11/06/23	HEALTH SERVICES - Hospitals	Period 1 of 10 (Current)	9	-3%	6%	18%	Strengthened	9 Hospitals->	9 Hospitals->				3 LT Care Faci->	3 LT Care Faci->	3 LT Care Faci->	3 LT Care Faci->
7 Days - 10/30/23 to 11/06/23	HEALTH SERVICES - Long-Term Care Facilities	Period 1 of 10 (Current)	3	-2%	6%	8%	Strengthened				46 Med Appl/Eqp					
7 Days - 10/30/23 to 11/06/23	HEALTH SERVICES - Medical Appliances & Equipment	Period 1 of 10 (Current)	46	-18%	6%	21%	Strengthened				38 Med Instrmnts					
7 Days - 10/30/23 to 11/06/23	HEALTH SERVICES - Medical Instruments & Supplies	Period 1 of 10 (Current)	38	-16%	6%	23%	Strengthened				15 Med Lab/Rsrch					
7 Days - 10/30/23 to 11/06/23	HEALTH SERVICES - Medical Laboratories & Research	Period 1 of 10 (Current)	15	-3%	8%	26%	Strengthened				14 Spclz Hlth Svc->	14 Spclz Hlth Svc->				
7 Days - 10/30/23 to 11/06/23	HEALTH SERVICES - Specialized Health Services	Period 1 of 10 (Current)	14	-15%	3%	12%	Strengthened									
7 Days - 10/30/23 to 11/06/23		Period 1 of 10 (Current)														

### PREVIOUS WEEKS (EDUCATIONAL PURPOSES ONLY/NOT A STOCK OR INVESTMENT RECOMMENDATION)

Length - Begin/End	Industry/Sub-Industry	Period	#	Min	Avg	Max	Status	9Weakest	8VWeak	7Weeker	6Weak	5Avg	4Strong	3Stronger	2VStrong	1Strongest
7 Days - 10/30/23 to 11/06/23	HEALTH SERVICES	Period 1 of 10 (Current)	135	-16%	6%	26%	Strengthened				135 HEALTH SVC					
7 Days - 10/23/23 to 10/30/23	HEALTH SERVICES	Period 2 of 10	135	-31%	-3%	18%	Unchanged				135 HEALTH SVC					
7 Days - 10/16/23 to 10/23/23	HEALTH SERVICES	Period 3 of 10	135	-41%	-3%	12%	Strengthened				135 HEALTH SVC					
7 Days - 10/09/23 to 10/16/23	HEALTH SERVICES	Period 4 of 10	135	-41%	-3%	17%	Unchanged				135 HEALTH SVC					
7 Days - 10/02/23 to 10/09/23	HEALTH SERVICES	Period 5 of 10	135	-23%	-2%	12%	Unchanged				135 HEALTH SVC					
7 Days - 09/25/23 to 10/02/23	HEALTH SERVICES	Period 6 of 10	135	-23%	-2%	14%	Weakened				<-HEALTH SVC 135	<-HEALTH SVC 135				
7 Days - 09/18/23 to 09/25/23	HEALTH SERVICES	Period 7 of 10	135	-25%	-3%	10%	Weakened				135 HEALTH SVC					
7 Days - 09/11/23 to 09/18/23	HEALTH SERVICES	Period 8 of 10	135	-25%	-2%	13%	Unchanged				135 HEALTH SVC					
6 Days - 09/05/23 to 09/11/23	HEALTH SERVICES	Period 9 of 10	135	-15%	-1%	14%	Weakened				135 HEALTH SVC					
8 Days - 08/28/23 to 09/05/23	HEALTH SERVICES	Period 10 of 10	135	-19%	-1%	25%	Weakened				135 HEALTH SVC					
7 Days - 10/30/23 to 11/06/23	HEALTH SERVICES - Health Care Plans	Period 1 of 10 (Current)	6	-6%	1%	6%	Unchanged							6 HCare Plans		
7 Days - 10/23/23 to 10/30/23	HEALTH SERVICES - Health Care Plans	Period 2 of 10	6	-5%	-1%	2%	Unchanged							6 HCare Plans		
7 Days - 10/16/23 to 10/23/23	HEALTH SERVICES - Health Care Plans	Period 3 of 10	6	-4%	-2%	0%	Weakened							<-HCare Plans 6	<-HCare Plans 6	<-HCare Plans 6
7 Days - 10/09/23 to 10/16/23	HEALTH SERVICES - Health Care Plans	Period 4 of 10	6	0%	4%	8%	Strengthened							6 HCare Plans->	6 HCare Plans->	6 HCare Plans->
7 Days - 10/02/23 to 10/09/23	HEALTH SERVICES - Health Care Plans	Period 5 of 10	6	0%	2%	2%	Unchanged							6 HCare Plans->	6 HCare Plans->	6 HCare Plans->
7 Days - 09/25/23 to 10/02/23	HEALTH SERVICES - Health Care Plans	Period 6 of 10	6	-3%	-2%	1%	Weakened							<-HCare Plans 6	<-HCare Plans 6	<-HCare Plans 6
7 Days - 09/18/23 to 09/25/23	HEALTH SERVICES - Health Care Plans	Period 7 of 10	6	3%	4%	6%	Strengthened							6 HCare Plans->	6 HCare Plans->	6 HCare Plans->
7 Days - 09/11/23 to 09/18/23	HEALTH SERVICES - Health Care Plans	Period 8 of 10	6	-1%	1%	2%	Strengthened							6 HCare Plans->	6 HCare Plans->	6 HCare Plans->
6 Days - 09/05/23 to 09/11/23	HEALTH SERVICES - Health Care Plans	Period 9 of 10	6	-1%	2%	7%	Strengthened							6 HCare Plans	6 HCare Plans	6 HCare Plans
8 Days - 08/28/23 to 09/05/23	HEALTH SERVICES - Health Care Plans	Period 10 of 10	6	-2%	-2%	-1%	Weakened							6 HCare Plans	6 HCare Plans	6 HCare Plans
7 Days - 10/30/23 to 11/06/23	HEALTH SERVICES - Home Health Care	Period 1 of 10 (Current)	4	-1%	4%	4%	Unchanged				4 Home HCare					
7 Days - 10/23/23 to 10/30/23	HEALTH SERVICES - Home Health Care	Period 2 of 10	4	-1%	4%	10%	Strengthened				4 Home HCare					
7 Days - 10/16/23 to 10/23/23	HEALTH SERVICES - Home Health Care	Period 3 of 10	4	-2%	-1%	0%	Weakened							<-Home HCare 4	<-Home HCare 4	<-Home HCare 4
7 Days - 10/09/23 to 10/16/23	HEALTH SERVICES - Home Health Care	Period 4 of 10	4	-2%	-1%	1%	Strengthened							4 Home HCare	4 Home HCare	4 Home HCare
7 Days - 10/02/23 to 10/09/23	HEALTH SERVICES - Home Health Care	Period 5 of 10	4	-5%	-2%	0%	Weakened							4 Home HCare	4 Home HCare	4 Home HCare
7 Days - 09/25/23 to 10/02/23	HEALTH SERVICES - Home Health Care	Period 6 of 10	4	-2%	1%	6%	Strengthened							<-Home HCare 4	<-Home HCare 4	<-Home HCare 4
7 Days - 09/18/23 to 09/25/23	HEALTH SERVICES - Home Health Care	Period 7 of 10	4	-4%	0%	0%	Weakened							4 Home HCare	4 Home HCare	4 Home HCare
7 Days - 09/11/23 to 09/18/23	HEALTH SERVICES - Home Health Care	Period 8 of 10	4	-2%	0%	2%	Weakened							<-Home HCare 4	<-Home HCare 4	<-Home HCare 4
6 Days - 09/05/23 to 09/11/23	HEALTH SERVICES - Home Health Care	Period 9 of 10	4	-2%	2%	10%	Strengthened							4 Home HCare	4 Home HCare	4 Home HCare
8 Days - 08/28/23 to 09/05/23	HEALTH SERVICES - Home Health Care	Period 10 of 10	4	-10%	-4%	0%	Weakened							<-Home HCare 4	<-Home HCare 4	<-Home HCare 4
7 Days - 10/30/23 to 11/06/23	HEALTH SERVICES - Hospitals	Period 1 of 10 (Current)	9	-3%	6%	18%	Strengthened	9 Hospitals->	9 Hospitals->							
7 Days - 10/23/23 to 10/30/23	HEALTH SERVICES - Hospitals	Period 2 of 10	9	-4%	-4%	2%	Weakened	<-Hospitals 9	<-Hospitals 9							
7 Days - 10/16/23 to 10/23/23	HEALTH SERVICES - Hospitals	Period 3 of 10	9	-5%	-2%	1%	Weakened									
7 Days - 10/09/23 to 10/16/23	HEALTH SERVICES - Hospitals	Period 4 of 10	9	-12%	-4%	-1%	Unchanged									
7 Days - 10/02/23 to 10/09/23	HEALTH SERVICES - Hospitals	Period 5 of 10	9	-7%	-1%	5%	Weakened									
7 Days - 09/25/23 to 10/02/23	HEALTH SERVICES - Hospitals	Period 6 of 10	9	-6%	-3%	3%	Weakened									
7 Days - 09/18/23 to 09/25/23	HEALTH SERVICES - Hospitals	Period 7 of 10	9	-9%	-1%	5%	Strengthened									
7 Days - 09/11/23 to 09/18/23	HEALTH SERVICES - Hospitals	Period 8 of 10	9	-9%	-3%	2%	Weakened									
6 Days - 09/05/23 to 09/11/23	HEALTH SERVICES - Hospitals	Period 9 of 10	9	-9%	-3%	5%	Unchanged									
8 Days - 08/28/23 to 09/05/23	HEALTH SERVICES - Hospitals	Period 10 of 10	9	-15%	-4%	2%	Weakened									
7 Days - 10/30/23 to 11/06/23	HEALTH SERVICES - Long-Term Care Facilities	Period 1 of 10 (Current)	3	2%	6%	8%	Strengthened							3 LT Care Faci->	3 LT Care Faci->	3 LT Care Faci->
7 Days - 10/23/23 to 10/30/23	HEALTH SERVICES - Long-Term Care Facilities	Period 2 of 10	3	0%	2%	3%	Strengthened							<-LT Care Faci 3	<-LT Care Faci 3	<-LT Care Faci 3
7 Days - 10/16/23 to 10/23/23	HEALTH SERVICES - Long-Term Care Facilities	Period 3 of 10	3	-9%	-3%	0%	Weakened							<-LT Care Faci 3	<-LT Care Faci 3	<-LT Care Faci 3
7 Days - 10/09/23 to 10/16/23	HEALTH SERVICES - Long-Term Care Facilities	Period 4 of 10	3	-2%	3%	10%	Strengthened							3 LT Care Faci->	3 LT Care Faci->	3 LT Care Faci->
7 Days - 10/02/23 to 10/09/23	HEALTH SERVICES - Long-Term Care Facilities	Period 5 of 10	3	-5%	4%	1%	Unchanged							<-LT Care Faci 3	<-LT Care Faci 3	<-LT Care Faci 3
7 Days - 09/25/23 to 10/02/23	HEALTH SERVICES - Long-Term Care Facilities	Period 6 of 10	3	-15%	-6%	-2%	Weakened							<-LT Care Faci 3	<-LT Care Faci 3	<-LT Care Faci 3
7 Days - 09/18/23 to 09/25/23	HEALTH SERVICES - Long-Term Care Facilities	Period 7 of 10	3	-3%	2%	8%	Strengthened							3 LT Care Faci->	3 LT Care Faci->	3 LT Care Faci->
7 Days - 09/11/23 to 09/18/23	HEALTH SERVICES - Long-Term Care Facilities	Period 8 of 10	3	-1%	2%	5%	Strengthened							3 LT Care Faci->	3 LT Care Faci->	3 LT Care Faci->
6 Days - 09/05/23 to 09/11/23	HEALTH SERVICES - Long-Term Care Facilities	Period 9 of 10	3	-4%	0%	4%	Weakened							<-LT Care Faci 3	<-LT Care Faci 3	<-LT Care Faci 3
8 Days - 08/28/23 to 09/05/23	HEALTH SERVICES - Long-Term Care Facilities	Period 10 of 10	3	-5%	-3%	-2%	Weakened							<-LT Care Faci 3	<-LT Care Faci 3	<-LT Care Faci 3
7 Days - 10/30/23 to 11/06/23	HEALTH SERVICES - Medical Appliances & Equipment	Period 1 of 10 (Current)	46	-18%	6%	21%	Strengthened				46 Med Appl/Eqp					
7 Days - 10/23/23 to 10/30/23	HEALTH SERVICES - Medical Appliances & Equipment	Period 2 of 10	46	-30%	-2%	18%	Strengthened				46 Med Appl/Eqp					
7 Days - 10/16/23 to 10/23/23	HEALTH SERVICES - Medical Appliances & Equipment	Period 3 of 10	46	-14%	-3%	9%	Weakened				46 Med Appl/Eqp					
7 Days - 10/09/23 to 10/16/23	HEALTH SERVICES - Medical Appliances & Equipment	Period 4 of 10	46	-48%	-6%	17%	Weakened				46 Med Appl/Eqp					
7 Days - 10/02/23 to 10/09/23	HEALTH SERVICES - Medical Appliances & Equipment	Period 5 of 10	46	-21%	-3%	11%	Unchanged				46 Med Appl/Eqp					
7 Days - 09/25/23 to 10/02/23	HEALTH SERVICES - Medical Appliances & Equipment	Period 6 of 10	46	-23%	-2%	14%	Weakened				<-Med Appl/Eqp 46	<-Med Appl/Eqp 46				
7 Days - 09/18/23 to 09/25/23	HEALTH SERVICES - Medical Appliances & Equipment	Period 7 of 10	46	-38%	-5%	5%	Weakened									
7 Days - 09/11/23 to 09/18/23	HEALTH SERVICES - Medical Appliances & Equipment	Period 8 of 10	46	-30%	-3%	12%	Weakened									
6 Days - 09/05/23 to 09/11/23	HEALTH SERVICES - Medical Appliances & Equipment	Period 9 of 10	46	-17%	-2%	13%	Unchanged									
8 Days - 08/28/23 to 09/05/23	HEALTH SERVICES - Medical Appliances & Equipment	Period 10 of 10	46	-8%	1%	25%	Weakened									
7 Days - 10/30/23 to 11/06/23	HEALTH SERVICES - Medical Instruments & Supplies	Period 1 of 10 (Current)	38	-16%	6%	23%	Strengthened				38 Med Instrmnts					
7 Days - 10/23/23 to 10/30/23	HEALTH SERVICES - Medical Instruments & Supplies	Period 2 of 10	38	-31%	-5%	11%	Unchanged									
7 Days - 10/16/23 to 10/23/23	HEALTH SERVICES - Medical Instruments & Supplies	Period 3 of 10	38	-28%	-3%	12%	Weakened									
7 Days - 10/09/23 to 10/16/23	HEALTH SERVICES - Medical Instruments & Supplies	Period 4 of 10	38	-26%	-3%	7%	Weakened									
7 Days - 10/02/23 to 10/09/23	HEALTH SERVICES - Medical Instruments & Supplies	Period 5 of 10	38	-12%	-2%	12%	Strengthened									
7 Days - 09/25/23 to 10/02/23	HEALTH SERVICES - Medical Instruments & Supplies	Period 6 of 10	38	-11%	-1%	10%	Weakened									
7 Days - 09/18/23 to 09/25/23	HEALTH SERVICES - Medical Instruments & Supplies	Period 7 of 10	38	-20%	-4%	5%	Weakened				<-Med Instrmnts 38	<-Med Instrmnts 38				
7 Days - 09/11/23 to 09/18/23	HEALTH SERVICES - Medical Instruments & Supplies	Period 8 of 10	38	-13%	-3%	4%	Weakened									
6 Days - 09/05/23 to 09/11/23	HEALTH SERVICES - Medical Instruments & Supplies	Period 9 of 10	38	-8%	-1%	14%	Unchanged									
8 Days - 08/28/23 to 09/05/23	HEALTH SERVICES - Medical Instruments & Supplies	Period 10 of 10	38	-14%	-1%	22%	Weakened									
7 Days - 10/30/23 to 11/06/23	HEALTH SERVICES - Medical Laboratories & Research	Period 1 of 10 (Current)	15	-3%	8%	26%	Strengthened				15 Med Lab/Rsrch					
7 Days - 10/23/23 to 10/30/23	HEALTH SERVICES - Medical Laboratories & Research	Period 2 of 10	15	-20%	-2%	17%	Strengthened									
7 Days - 10/16/23 to 10/23/23	HEALTH SERVICES - Medical Laboratories & Research	Period 3 of 10	15	-10%	-4%	8%	Weakened									
7 Days - 10/09/23 to 10/16/23	HEALTH SERVICES - Medical Laboratories & Research	Period 4 of 10	15	-14%	-2%	6%	Unchanged									
7 Days - 10/02/23 to 10/09/23	HEALTH SERVICES - Medical Laboratories & Research	Period 5 of 10	15	-10%	0%	4%	Strengthened									
7 Days - 09/25/23 to 10/02/23	HEALTH SERVICES - Medical Laboratories & Research	Period 6 of 10	15	-10%	0%	5%	Weakened									
7 Days - 09/18/23 to 09/25/23	HEALTH SERVICES - Medical Laboratories & Research	Period 7 of 10	15	-11%	-2%	10%	Weakened									
7 Days - 09/11/23 to 09/18/23	HEALTH SERVICES - Medical Laboratories & Research	Period 8 of 10	15	-7%	-2%	4%	Weakened									
6 Days - 09/05/23 to 09/11/23	HEALTH SERVICES - Medical Laboratories & Research	Period 9 of 10	15	-9%	-4%	0%	Unchanged									
8 Days - 08/28/23 to 09/05/23	HEALTH SERVICES - Medical Laboratories & Research	Period 10 of 10	15	-4%	1%	7%	Weakened									
7 Days - 10/30/23 to 11/06/23	HEALTH SERVICES - Specialized Health Services	Period 1 of 10 (Current)	14	-15%	3%	12%	Strengthened				14 Spclz Hlth Svc->	14 Spclz Hlth Svc->				
7 Days - 10/23/23 to 10/30/23	HEALTH SERVICES - Specialized Health Services	Period 2 of 10	14	-18%	-5%	2%	Weakened									
7 Days - 10/16/23 to 10/23/23	HEALTH SERVICES - Specialized Health Services	Period 3 of 10	14	-6%	0%	12%	Weakened									
7 Days - 10/09/23 to 10/16/23	HEALTH SERVICES - Specialized Health Services	Period 4 of 10	14	-16%	-1%	11%	Strengthened									
7 Days - 10/02/23 to 10/09/23	HEALTH SERVICES - Specialized Health Services	Period 5 of 10	14	-11%	-3%	10%	Weakened									
7 Days - 09/25/23 to 10/02/23	HEALTH SERVICES - Specialized Health Services	Period 6 of 10	14	-14%	-3%	3%	Unchanged									
7 Days - 09/18/23 to 09/25/23	HEALTH SERVICES - Specialized Health Services	Period 7 of 10	14	-16%	-2%	1%	Weakened									
7 Days - 09/11/23 to 09/18/23	HEALTH SERVICES - Specialized Health Services	Period 8 of 10	14	-7%	-1%	13%	Weakened									



## 2C. Stocks 1 Week Strongest and Weakest

What: stocks currently rated Strongest/Weakest (highest/lowest of 9 strength ratings)

Why: most interesting stocks for available capital because

- the Strongest have the least amount of overhead supply to dampen breakouts while
- the Weakest may be prone to volatility, subject to big pops from bottom-fishing and short-covering BUT ALSO to bigger and faster falls.

(Not guaranteed and not a recommendation - weak stocks in weakening sub-industries may be better shorts than high-flyers.)

### STOCK DETAIL (EDUCATIONAL PURPOSES ONLY/NOT FINANCIAL ADVICE)

										1 week 10/30/23 to 11/06/23									
Sub-Industry	Ticker	Company	ID1	ID2	% Chg	ID3	Status	9Weakest	EVWeak	7Weaker	6Week	5Avg	4Strong	3Stronger	2VStrong	1Strongest			
HEALTH SERVICES - Health Care Plans	MOH	Molina Healthcare Inc.	11-45-71	92%	6%	15%	1Strongest	-	-	-	-	-	-	MOH→→	MOH→→	MOH→→			
HEALTH SERVICES - Health Care Plans	UNH	UnitedHealth Group Inc.	15-45-71	94%	1%	8%	1Strongest	-	-	-	-	-	-	-	-	-			
HEALTH SERVICES - Hospitals	CYH	Community Health Systems	95-81-71	5%	18%	30%	9Weakest	CYH	-	-	-	-	-	-	-	-			
HEALTH SERVICES - Hospitals	PAHC	Phibro Animal Health Corporation	95-81-71	6%	12%	14%	9Weakest	PAHC	-	-	-	-	-	-	-	-			
HEALTH SERVICES - Hospitals	HCA	HCA Holdings Inc.	95-81-71	69%	3%	13%	9Weakest	HCA	-	-	-	-	-	-	-	-			
HEALTH SERVICES - Hospitals	AMEH	Apollo Medical Holdings	95-81-71	18%	-3%	15%	9Weakest	AMEH	-	-	-	-	-	-	-	-			
HEALTH SERVICES - Hospitals	SEM	Select Medical Holdings Corporation	95-81-71	32%	-3%	12%	9Weakest	SEM	-	-	-	-	-	-	-	-			
HEALTH SERVICES - Long-Term Care Facilities	ENSG	Ensign Group	11-21-71	100%	7%	19%	1Strongest	-	-	-	ENSG→→	ENSG→→	ENSG→→	ENSG→→	ENSG→→	ENSG→→			
HEALTH SERVICES - Long-Term Care Facilities	NHC	National Healthcare Corp	11-21-71	47%	2%	13%	1Strongest	-	-	-	-	-	-	NHC→→	NHC→→	NHC→→			
HEALTH SERVICES - Medical Appliances & Equipment	BSX	Boston Scientific Corp	11-71-71	94%	6%	4%	1Strongest	-	-	-	BSX→→	BSX→→	BSX→→	BSX→→	BSX→→	BSX→→			
HEALTH SERVICES - Medical Appliances & Equipment	SILK	Silk Road Medical Inc.	95-71-71	4%	21%	72%	9Weakest	SILK	-	-	-	-	-	-	-	-			
HEALTH SERVICES - Medical Appliances & Equipment	KIDS	Orthopediatrics Corp	95-71-71	8%	15%	13%	9Weakest	KIDS	-	-	-	-	-	-	-	-			
HEALTH SERVICES - Medical Appliances & Equipment	INSP	Inspire Medical Systems Inc	95-71-71	43%	13%	15%	9Weakest	INSP	-	-	-	-	-	-	-	-			
HEALTH SERVICES - Medical Appliances & Equipment	TMCJ	Trace Medical Concepts Inc	95-71-71	5%	12%	18%	9Weakest	TMCJ	-	-	-	-	-	-	-	-			
HEALTH SERVICES - Medical Appliances & Equipment	OFIX	Orthofix Medical Inc.	95-71-71	3%	12%	11%	9Weakest	OFIX	-	-	-	-	-	-	-	-			
HEALTH SERVICES - Medical Appliances & Equipment	TMDX	TransMedics Group Inc	95-71-71	35%	9%	12%	9Weakest	TMDX	-	-	-	-	-	-	-	-			
HEALTH SERVICES - Medical Appliances & Equipment	INMD	INMODE LTD	95-71-71	15%	8%	11%	9Weakest	INMD	-	-	-	-	-	-	-	-			
HEALTH SERVICES - Medical Appliances & Equipment	EW	Edwards Life Sciences	95-71-71	19%	8%	17%	9Weakest	EW	-	-	-	-	-	-	-	-			
HEALTH SERVICES - Medical Appliances & Equipment	ESTA	Establishment Labs Holdings Inc	95-71-71	33%	7%	14%	9Weakest	ESTA	-	-	-	-	-	-	-	-			
HEALTH SERVICES - Medical Appliances & Equipment	ALGN	Align Tech Inc	95-71-71	10%	6%	17%	9Weakest	ALGN	-	-	-	-	-	-	-	-			
HEALTH SERVICES - Medical Appliances & Equipment	ZBH	Zimmer Biomet Holdings Inc	95-71-71	29%	6%	14%	9Weakest	ZBH	-	-	-	-	-	-	-	-			
HEALTH SERVICES - Medical Appliances & Equipment	HOLX	Hologic Inc	95-71-71	68%	5%	12%	9Weakest	HOLX	-	-	-	-	-	-	-	-			
HEALTH SERVICES - Medical Appliances & Equipment	MDT	Medtronic PLC	95-71-71	6%	5%	11%	9Weakest	MDT	-	-	-	-	-	-	-	-			
HEALTH SERVICES - Medical Appliances & Equipment	FONR	Fonar Corp	95-71-71	18%	4%	15%	9Weakest	FONR	-	-	-	-	-	-	-	-			
HEALTH SERVICES - Medical Appliances & Equipment	AXGN	Axogen Inc	95-71-71	1%	4%	16%	9Weakest	AXGN	-	-	-	-	-	-	-	-			
HEALTH SERVICES - Medical Appliances & Equipment	TECH	Bio-Techne Corp	95-71-71	19%	4%	13%	9Weakest	TECH	-	-	-	-	-	-	-	-			
HEALTH SERVICES - Medical Appliances & Equipment	ABT	Abbott Laboratories	95-71-71	41%	2%	9%	9Weakest	ABT	-	-	-	-	-	-	-	-			
HEALTH SERVICES - Medical Appliances & Equipment	GMED	Globus Medical Inc.	95-71-71	23%	2%	18%	9Weakest	GMED	-	-	-	-	-	-	-	-			
HEALTH SERVICES - Medical Appliances & Equipment	MASI	Masimo Corp	95-71-71	2%	2%	13%	9Weakest	MASI	-	-	-	-	-	-	-	-			
HEALTH SERVICES - Medical Appliances & Equipment	CUTR	Cutera Inc	95-71-71	0%	-2%	13%	9Weakest	CUTR	-	-	-	-	-	-	-	-			
HEALTH SERVICES - Medical Appliances & Equipment	TELA	TELA Bio Inc	95-71-71	1%	-4%	12%	9Weakest	TELA	-	-	-	-	-	-	-	-			
HEALTH SERVICES - Medical Appliances & Equipment	XAIR	Beyond Air Inc	95-71-71	0%	-7%	15%	9Weakest	XAIR	-	-	-	-	-	-	-	-			
HEALTH SERVICES - Medical Instruments & Supplies	TNDM	Tandem Diabetes Care Inc	95-71-71	0%	-11%	14%	9Weakest	TNDM	-	-	-	-	-	-	-	-			
HEALTH SERVICES - Medical Instruments & Supplies	ATEC	Alphatec Holdings Inc	95-71-71	52%	16%	16%	9Weakest	ATEC	-	-	-	-	-	-	-	-			
HEALTH SERVICES - Medical Instruments & Supplies	NVRO	Nuvo Corp	95-71-71	1%	15%	18%	9Weakest	NVRO	-	-	-	-	-	-	-	-			
HEALTH SERVICES - Medical Instruments & Supplies	NNOX	Nano-X Imaging Ltd	95-71-71	1%	15%	14%	9Weakest	NNOX	-	-	-	-	-	-	-	-			
HEALTH SERVICES - Medical Instruments & Supplies	ATRC	AtriCure Inc	95-71-71	22%	13%	15%	9Weakest	ATRC	-	-	-	-	-	-	-	-			
HEALTH SERVICES - Medical Instruments & Supplies	APYX	Apix Medical Corporation	95-71-71	7%	11%	18%	9Weakest	APYX	-	-	-	-	-	-	-	-			
HEALTH SERVICES - Medical Instruments & Supplies	IART	Integra Lifesciences Holdings Corp	95-71-71	9%	9%	18%	9Weakest	IART	-	-	-	-	-	-	-	-			
HEALTH SERVICES - Medical Instruments & Supplies	BAX	Baxter International Inc	95-71-71	4%	8%	17%	9Weakest	BAX	-	-	-	-	-	-	-	-			
HEALTH SERVICES - Medical Instruments & Supplies	ANGO	Angiodynamics	95-71-71	2%	6%	16%	9Weakest	ANGO	-	-	-	-	-	-	-	-			
HEALTH SERVICES - Medical Instruments & Supplies	IRTC	iRhythm Technologies Inc	95-71-71	17%	5%	14%	9Weakest	IRTC	-	-	-	-	-	-	-	-			
HEALTH SERVICES - Medical Instruments & Supplies	PEN	Penumbra Inc	95-71-71	36%	4%	17%	9Weakest	PEN	-	-	-	-	-	-	-	-			
HEALTH SERVICES - Medical Instruments & Supplies	ICUI	Icu Medical Inc	95-71-71	2%	4%	16%	9Weakest	ICUI	-	-	-	-	-	-	-	-			
HEALTH SERVICES - Medical Instruments & Supplies	UTMD	Utah Medical Products Inc	95-71-71	6%	1%	12%	9Weakest	UTMD	-	-	-	-	-	-	-	-			
HEALTH SERVICES - Medical Instruments & Supplies	ATRI	Atrion Corporation	95-71-71	2%	-1%	19%	9Weakest	ATRI	-	-	-	-	-	-	-	-			
HEALTH SERVICES - Medical Instruments & Supplies	NVCR	NovoCure Limited	95-71-71	0%	-1%	17%	9Weakest	NVCR	-	-	-	-	-	-	-	-			
HEALTH SERVICES - Medical Instruments & Supplies	MLAB	Mesa Laboratories Inc	95-71-71	1%	-2%	16%	9Weakest	MLAB	-	-	-	-	-	-	-	-			
HEALTH SERVICES - Medical Instruments & Supplies	KRMD	Repro-Med Systems Inc.	95-71-71	7%	-5%	14%	9Weakest	KRMD	-	-	-	-	-	-	-	-			
HEALTH SERVICES - Medical Instruments & Supplies	XRAY	Dentsply Sirona Inc	95-71-71	4%	-5%	14%	9Weakest	XRAY	-	-	-	-	-	-	-	-			
HEALTH SERVICES - Medical Instruments & Supplies	NVST	Envista Holdings Corp	95-71-71	24%	-8%	17%	9Weakest	NVST	-	-	-	-	-	-	-	-			
HEALTH SERVICES - Medical Instruments & Supplies	STAA	Staar Surgical Co	95-71-71	8%	-16%	17%	9Weakest	STAA	-	-	-	-	-	-	-	-			
HEALTH SERVICES - Medical Laboratories & Research	ICLR	Icon Plc Ads	11-71-71	73%	8%	11%	1Strongest	-	-	-	-	-	-	ICLR→→	ICLR→→	ICLR→→			
HEALTH SERVICES - Medical Laboratories & Research	CDNA	CareDx Inc	95-71-71	2%	26%	11%	9Weakest	CDNA	-	-	-	-	-	-	-	-			
HEALTH SERVICES - Medical Laboratories & Research	VRDN	Viridian Therapeutics Inc	95-71-71	20%	14%	16%	9Weakest	VRDN	-	-	-	-	-	-	-	-			
HEALTH SERVICES - Medical Laboratories & Research	MTD	Mettler Toledo Intl Inc	95-71-71	40%	7%	12%	9Weakest	MTD	-	-	-	-	-	-	-	-			
HEALTH SERVICES - Medical Laboratories & Research	A	Agilent Technologies Inc	95-71-71	38%	6%	15%	9Weakest	A	-	-	-	-	-	-	-	-			
HEALTH SERVICES - Medical Laboratories & Research	TMO	Thermo Fisher Scientific Inc	95-71-71	50%	5%	15%	9Weakest	TMO	-	-	-	-	-	-	-	-			
HEALTH SERVICES - Medical Laboratories & Research	RVTY	Revvity, Inc.	95-71-71	14%	4%	19%	9Weakest	RVTY	-	-	-	-	-	-	-	-			
HEALTH SERVICES - Medical Laboratories & Research	SEER	Seer Inc	95-71-71	0%	4%	12%	9Weakest	SEER	-	-	-	-	-	-	-	-			
HEALTH SERVICES - Specialized Health Services	SGRY	Surgey Partners Inc	95-71-71	32%	11%	18%	9Weakest	SGRY	-	-	-	-	-	-	-	-			
HEALTH SERVICES - Specialized Health Services	AGTI	AGILTI INC	95-71-71	4%	10%	17%	9Weakest	AGTI	-	-	-	-	-	-	-	-			
HEALTH SERVICES - Specialized Health Services	DVA	DaVita HealthCare Partners Inc.	99-71-71	39%	3%	13%	9Weakest	DVA	←←DVA	←←DVA	-	-	-	-	-	-			
HEALTH SERVICES - Specialized Health Services	PINC	Premier Inc	95-71-71	3%	3%	18%	9Weakest	PINC	-	-	-	-	-	-	-	-			
HEALTH SERVICES - Specialized Health Services	USPH	U.S. Physical Therapy Inc	95-71-71	38%	2%	17%	9Weakest	USPH	-	-	-	-	-	-	-	-			
HEALTH SERVICES - Specialized Health Services	JYNT	The Joint Corp	95-71-71	0%	1%	11%	9Weakest	JYNT	-	-	-	-	-	-	-	-			
HEALTH SERVICES - Specialized Health Services	PGNY	Progeny Inc	95-71-71	29%	-1%	13%	9Weakest	PGNY	-	-	-	-	-	-	-	-			
HEALTH SERVICES - Specialized Health Services	MD	Mednax Incorporated	95-71-71	6%	-15%	10%	9Weakest	MD	-	-	-	-	-	-	-	-			



Strongest to Weakest stocks ratio is 6:62 (4% and 46% of total) 10/30/23 to 11/06/23.

Green Highlight: Strengthened

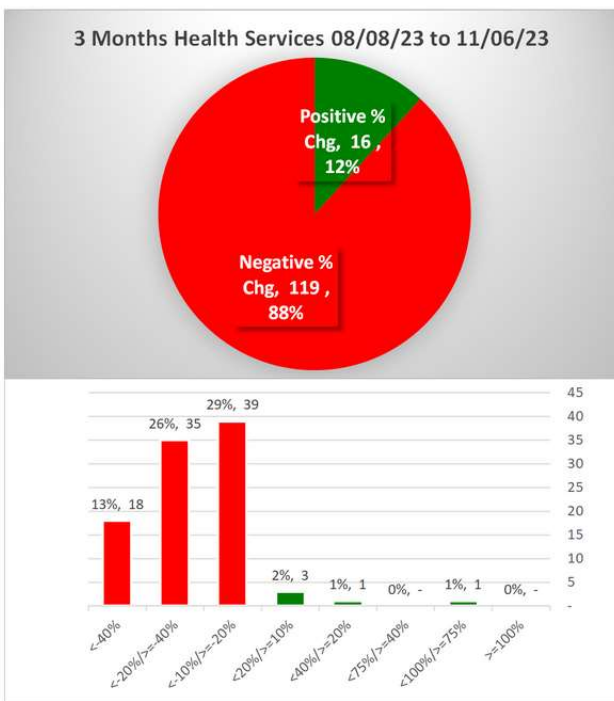
Red Highlight: Weakened

No Highlight: Unchanged



### 3. STRENGTH BY LOOKBACK PERIOD (with Best/Worst stocks)

#### 3A. Lookback 3 Months

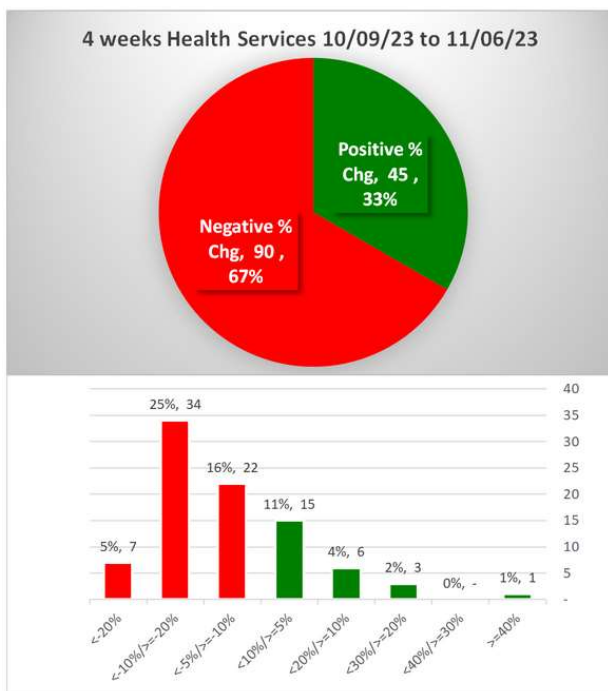


ICUI	08/08/23	11/06/23	-29%	Icu Medical Inc	HEALTH SERVICES - Medical Instruments & Supplies
DVA	08/08/23	11/06/23	-29%	DaVita HealthCare Partners Inc.	HEALTH SERVICES - Specialized Health Services
PLSE	08/08/23	11/06/23	-29%	Pulse Biosciences Inc	HEALTH SERVICES - Medical Instruments & Supplies
USPH	08/08/23	11/06/23	-29%	U.S. Physical Therapy Inc	HEALTH SERVICES - Specialized Health Services
TCMD	08/08/23	11/06/23	-29%	Tactile Systems Technology Inc	HEALTH SERVICES - Medical Appliances & Equipment
TECH	08/08/23	11/06/23	-30%	Bio-Techne Corp	HEALTH SERVICES - Medical Appliances & Equipment
SGRY	08/08/23	11/06/23	-31%	Surgery Partners Inc	HEALTH SERVICES - Specialized Health Services
RVTY	08/08/23	11/06/23	-31%	Revvity, Inc.	HEALTH SERVICES - Medical Laboratories & Research
OFIX	08/08/23	11/06/23	-31%	Orthofix Medical Inc	HEALTH SERVICES - Medical Appliances & Equipment
MASI	08/08/23	11/06/23	-32%	Masimo Corp	HEALTH SERVICES - Medical Appliances & Equipment
KIDS	08/08/23	11/06/23	-32%	Orthopediatrics Corp	HEALTH SERVICES - Medical Appliances & Equipment
ATEC	08/08/23	11/06/23	-33%	Alphatec Holdings Inc	HEALTH SERVICES - Medical Instruments & Supplies
INSP	08/08/23	11/06/23	-33%	Inspire Medical Systems Inc	HEALTH SERVICES - Medical Appliances & Equipment
PODD	08/08/23	11/06/23	-33%	Insulet Corporation	HEALTH SERVICES - Medical Instruments & Supplies
MLAB	08/08/23	11/06/23	-34%	Mesa Laboratories Inc	HEALTH SERVICES - Medical Instruments & Supplies
MD	08/08/23	11/06/23	-34%	Mednax Incorporated	HEALTH SERVICES - Specialized Health Services
CYH	08/08/23	11/06/23	-34%	Community Health Systems	HEALTH SERVICES - Hospitals
ARAY	08/08/23	11/06/23	-35%	Accuray Incorporated	HEALTH SERVICES - Medical Appliances & Equipment
NVST	08/08/23	11/06/23	-38%	Envista Holdings Corp	HEALTH SERVICES - Medical Instruments & Supplies
GDRX	08/08/23	11/06/23	-39%	GoodRx Holdings Inc	HEALTH SERVICES - Specialized Health Services
TMDX	08/08/23	11/06/23	-39%	TransMedics Group Inc	HEALTH SERVICES - Medical Appliances & Equipment
TELA	08/08/23	11/06/23	-39%	TELA Bio Inc	HEALTH SERVICES - Medical Appliances & Equipment
BLFS	08/08/23	11/06/23	-40%	BioLife Solutions Inc.	HEALTH SERVICES - Medical Instruments & Supplies
ATRI	08/08/23	11/06/23	-40%	Atrion Corporation	HEALTH SERVICES - Medical Instruments & Supplies
AXGN	08/08/23	11/06/23	-41%	Axogen Inc	HEALTH SERVICES - Medical Appliances & Equipment
CDNA	08/08/23	11/06/23	-41%	CareDx Inc	HEALTH SERVICES - Medical Laboratories & Research
JYNT	08/08/23	11/06/23	-41%	The Joint Corp	HEALTH SERVICES - Specialized Health Services
RCEL	08/08/23	11/06/23	-42%	Avita Medical Inc	HEALTH SERVICES - Medical Appliances & Equipment
APYX	08/08/23	11/06/23	-43%	Apyx Medical Corporation	HEALTH SERVICES - Medical Instruments & Supplies
XAIR	08/08/23	11/06/23	-43%	Beyond Air Inc	HEALTH SERVICES - Medical Appliances & Equipment
ESTA	08/08/23	11/06/23	-45%	Establishment Labs Holdings Inc	HEALTH SERVICES - Medical Appliances & Equipment
ALGN	08/08/23	11/06/23	-45%	Align Tech Inc	HEALTH SERVICES - Medical Appliances & Equipment
TNDM	08/08/23	11/06/23	-46%	Tandem Diabetes Care Inc	HEALTH SERVICES - Medical Appliances & Equipment
NNOX	08/08/23	11/06/23	-46%	Nano-X Imaging Ltd	HEALTH SERVICES - Medical Instruments & Supplies
TMCI	08/08/23	11/06/23	-46%	Treace Medical Concepts Inc	HEALTH SERVICES - Medical Appliances & Equipment
INMD	08/08/23	11/06/23	-53%	INMODE LTD	HEALTH SERVICES - Medical Appliances & Equipment
NVCOR	08/08/23	11/06/23	-53%	NovoCure Limited	HEALTH SERVICES - Medical Instruments & Supplies
SILK	08/08/23	11/06/23	-57%	Silk Road Medical Inc	HEALTH SERVICES - Medical Appliances & Equipment
SEER	08/08/23	11/06/23	-62%	Seer Inc	HEALTH SERVICES - Medical Laboratories & Research
AGTI	08/08/23	11/06/23	-65%	AGILITI INC	HEALTH SERVICES - Specialized Health Services
CUTR	08/08/23	11/06/23	-82%	Cutera Inc	HEALTH SERVICES - Medical Appliances & Equipment

2 stocks > +20% and 53 stocks < -20% (1% and 39% of total) 08/08/23 to 11/06/23.

### 3. STRENGTH BY LOOKBACK PERIOD (with Best/Worst stocks)

#### 3B. Lookback 4 Weeks



Tick	Be	t	%	Company	Sub-Industry
MODV	10/09/23	11/06/23	42%	ModivCare Inc	HEALTH SERVICES - Specialized Health Services
PLSE	10/09/23	11/06/23	26%	Pulse Biosciences Inc	HEALTH SERVICES - Medical Instruments & Supplies
CLPT	10/09/23	11/06/23	25%	ClearPoint Neuro Inc	HEALTH SERVICES - Medical Appliances & Equipment
NEO	10/09/23	11/06/23	22%	Neogenomics Inc	HEALTH SERVICES - Medical Laboratories & Research
DXCM	10/09/23	11/06/23	14%	DexCom Inc	HEALTH SERVICES - Medical Instruments & Supplies
ZYXI	10/09/23	11/06/23	13%	Zynex Inc	HEALTH SERVICES - Medical Appliances & Equipment
CHE	10/09/23	11/06/23	13%	Chemed Corp	HEALTH SERVICES - Home Health Care
INGN	10/09/23	11/06/23	12%	Inogen Inc	HEALTH SERVICES - Medical Instruments & Supplies
BKD	10/09/23	11/06/23	11%	Brookdale Senior Living Inc	HEALTH SERVICES - Long-Term Care Facilities
OFIX	10/09/23	11/06/23	10%	Orthofix Medical Inc	HEALTH SERVICES - Medical Appliances & Equipment

SGRY	10/09/23	11/06/23	-10%	Surgery Partners Inc	HEALTH SERVICES - Specialized Health Services
MLAB	10/09/23	11/06/23	-10%	Mesa Laboratories Inc	HEALTH SERVICES - Medical Instruments & Supplies
AXGN	10/09/23	11/06/23	-10%	Axogen Inc	HEALTH SERVICES - Medical Appliances & Equipment
AORT	10/09/23	11/06/23	-10%	Artivion Inc	HEALTH SERVICES - Medical Appliances & Equipment
XRAY	10/09/23	11/06/23	-11%	Dentsply Sirona Inc	HEALTH SERVICES - Medical Instruments & Supplies
GKOS	10/09/23	11/06/23	-11%	Glaukos Corp	HEALTH SERVICES - Medical Instruments & Supplies
DVA	10/09/23	11/06/23	-11%	DaVita HealthCare Partners Inc.	HEALTH SERVICES - Specialized Health Services
CYH	10/09/23	11/06/23	-11%	Community Health Systems	HEALTH SERVICES - Hospitals
OPCH	10/09/23	11/06/23	-11%	Option Care Health Inc	HEALTH SERVICES - Specialized Health Services
SEM	10/09/23	11/06/23	-11%	Select Medical Holdings Corporation	HEALTH SERVICES - Hospitals
PEN	10/09/23	11/06/23	-11%	Penumbra Inc	HEALTH SERVICES - Medical Instruments & Supplies
THC	10/09/23	11/06/23	-11%	Tenet Healthcare Corp	HEALTH SERVICES - Hospitals
TMCI	10/09/23	11/06/23	-11%	Treace Medical Concepts Inc	HEALTH SERVICES - Medical Appliances & Equipment
NVCR	10/09/23	11/06/23	-12%	NovoCure Limited	HEALTH SERVICES - Medical Instruments & Supplies
XAIR	10/09/23	11/06/23	-12%	Beyond Air Inc	HEALTH SERVICES - Medical Appliances & Equipment
NNOX	10/09/23	11/06/23	-12%	Nano-X Imaging Ltd	HEALTH SERVICES - Medical Instruments & Supplies
SEER	10/09/23	11/06/23	-12%	Seer Inc	HEALTH SERVICES - Medical Laboratories & Research
ICUI	10/09/23	11/06/23	-13%	Icu Medical Inc	HEALTH SERVICES - Medical Instruments & Supplies
GMED	10/09/23	11/06/23	-13%	Globus Medical Inc.	HEALTH SERVICES - Medical Instruments & Equipment
SIBN	10/09/23	11/06/23	-13%	SI-BONE Inc	HEALTH SERVICES - Medical Appliances & Equipment
WST	10/09/23	11/06/23	-13%	West Pharmaceutical Svcs	HEALTH SERVICES - Medical Instruments & Supplies
TECH	10/09/23	11/06/23	-14%	Bio-Techne Corp	HEALTH SERVICES - Medical Appliances & Equipment
LMAT	10/09/23	11/06/23	-14%	LeMaitre Vascular Inc	HEALTH SERVICES - Medical Instruments & Supplies
STAA	10/09/23	11/06/23	-15%	Staar Surgical Co	HEALTH SERVICES - Medical Instruments & Supplies
TNDM	10/09/23	11/06/23	-16%	Tandem Diabetes Care Inc	HEALTH SERVICES - Medical Appliances & Equipment
TMDX	10/09/23	11/06/23	-16%	TransMedics Group Inc	HEALTH SERVICES - Medical Appliances & Equipment
BLFS	10/09/23	11/06/23	-17%	BioLife Solutions Inc.	HEALTH SERVICES - Medical Instruments & Supplies
ESTA	10/09/23	11/06/23	-18%	Establishment Labs Holdings Inc	HEALTH SERVICES - Medical Appliances & Equipment
NVST	10/09/23	11/06/23	-18%	Envista Holdings Corp	HEALTH SERVICES - Medical Instruments & Supplies
ATRI	10/09/23	11/06/23	-18%	Atrion Corporation	HEALTH SERVICES - Medical Instruments & Supplies
STVN	10/09/23	11/06/23	-18%	Stevanato Group S.p.A.	HEALTH SERVICES - Medical Instruments & Supplies
KRMD	10/09/23	11/06/23	-19%	Repro-Med Systems Inc.	HEALTH SERVICES - Medical Instruments & Supplies
APYX	10/09/23	11/06/23	-19%	Apyx Medical Corporation	HEALTH SERVICES - Medical Instruments & Supplies
TELA	10/09/23	11/06/23	-19%	TELA Bio Inc	HEALTH SERVICES - Medical Appliances & Equipment
RVTY	10/09/23	11/06/23	-21%	Revvity, Inc.	HEALTH SERVICES - Medical Laboratories & Research
NARI	10/09/23	11/06/23	-23%	Inari Medical Inc	HEALTH SERVICES - Medical Appliances & Equipment
MD	10/09/23	11/06/23	-24%	Mednax Incorporated	HEALTH SERVICES - Specialized Health Services
INMD	10/09/23	11/06/23	-26%	INMODE LTD	HEALTH SERVICES - Medical Appliances & Equipment
CUTR	10/09/23	11/06/23	-28%	Cutera Inc	HEALTH SERVICES - Medical Appliances & Equipment
ALGN	10/09/23	11/06/23	-30%	Align Tech Inc	HEALTH SERVICES - Medical Appliances & Equipment
SILK	10/09/23	11/06/23	-38%	Silk Road Medical Inc	HEALTH SERVICES - Medical Appliances & Equipment

10 stocks >+10% and 41 stocks <-10% (7% and 30% of total) 10/09/23 to 11/06/23.



### 3. STRENGTH BY LOOKBACK PERIOD (with Best/Worst stocks)

#### 3C. Lookback 1 Week



32 stocks >+10% and 3 stocks <-10% (24% and 2% of total) 10/30/23 to 11/06/23.