



Industry Status: Banking

1 week 10/27/23 to 11/03/23

9Weakest	8VWeak	7Weaker	6Weak	5Avg	4Strong	3Stronger	2VStrong	1Strongest
.	.	283 BANKING->	283 BANKING->
.	.	.	5 Foreign Regnl->	5 Foreign Regnl->
.	.	24 Money Ctr->	24 Money Ctr->
.	.	34 Mid-Atlantic->	34 Mid-Atlantic->	34 Mid-Atlantic->
.	28 Midwest->	28 Midwest->	28 Midwest->
.	.	96 Northeast->	96 Northeast->	96 Northeast->
.	.	33 Pacific->	33 Pacific->
.	15 Southeast->	15 Southeast->	15 Southeast->
17 Southwest->	17 Southwest->	17 Southwest->	17 Southwest->
.	31 S&Ls->	31 S&Ls->	31 S&Ls->

November 03, 2023

UP +1 to **WEAK** strength rating
(**6th** strongest of 9 levels)
previous move was **DOWN**

46% stocks >10% this week, 9 of 9 sub-industries strengthened



Table of Contents

1	1. INDUSTRY OVERVIEW	
		1A. Performance
		1B. Background
2	2. SUB-INDUSTRIES AND STOCK DETAIL	
		2A. Sub-Industries Overview
		2B. Sub-Industries 10-Week Strengthening Analysis
		2C. Stocks 1 Week Strongest and Weakest
5	3. STRENGTH BY LOOKBACK PERIOD (with Best/Worst stocks)	
		3A. Lookback 3 Months
		3B. Lookback 4 weeks
		3C. Lookback 1 Week

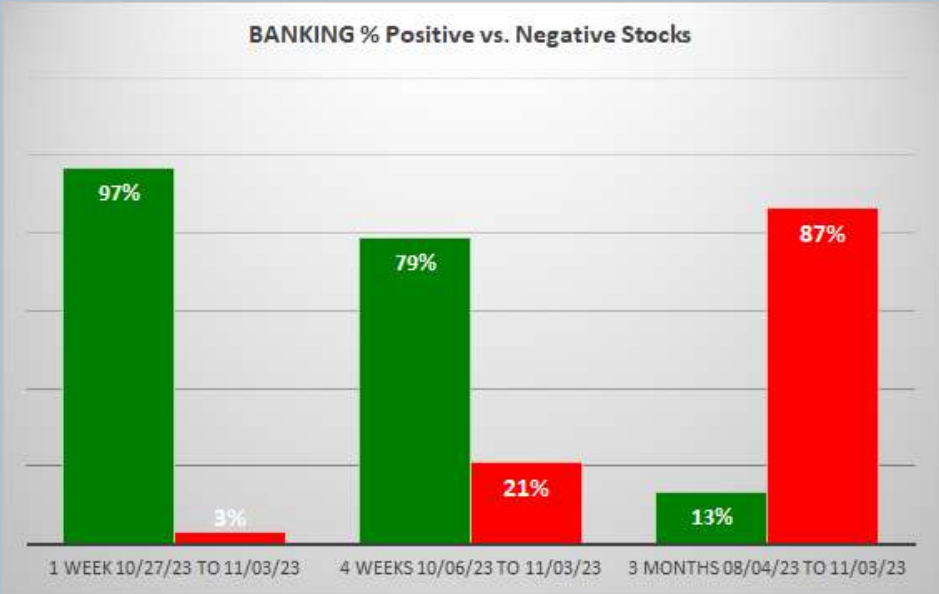
1. INDUSTRY OVERVIEW

1A. Performance

Past 10 Weeks Strengthening/Weakening week-by-week, per the following chart:

9Weakest	8VWeak	7Weaker	6Weak	5Avg	4Strong	3Stronger	2VStrong	1Strongest	Period
.	.	283 BANKING->	283 BANKING->	7 Days - 10/27/23 to 11/03/23
.	.	283 BANKING	7 Days - 10/20/23 to 10/27/23
.	.	283 BANKING	7 Days - 10/13/23 to 10/20/23
.	.	283 BANKING	7 Days - 10/06/23 to 10/13/23
.	.	283 BANKING	7 Days - 09/29/23 to 10/06/23
.	.	283 BANKING	7 Days - 09/22/23 to 09/29/23
.	.	283 BANKING	7 Days - 09/15/23 to 09/22/23
.	.	283 BANKING	7 Days - 09/08/23 to 09/15/23
.	.	<-BANKING 283	<-BANKING 283	7 Days - 09/01/23 to 09/08/23
.	.	283 BANKING->	283 BANKING->	7 Days - 08/25/23 to 09/01/23

STRENGTHENING 1 Week vs. Mid- and Longer-Term // 1 week positive/negative stocks ratio is HIGHER than both 4 weeks and 3 Months, per the following chart:



1B. Background

Largest of 9 sub-industries (283 stocks, average 31):

- * Regional – Northeast Banks (96 stocks)
- * Regional – Mid-Atlantic Banks (34 stocks)
- * Regional – Pacific Banks (33 stocks)
- * Savings & Loans (31 stocks)
- * Regional – Midwest Banks (28 stocks)

Top 10 by Market Capitalization:

JPM/JPMorgan Chase and Co, BAC/Bank Of America Corp, HSBC/Hsbc Holdings Plc, WFC/Wells Fargo & Company, RY/Royal Bank Of Canada, TD/Toronto Dominion Bank (The), C/Citigroup, MUFG/Mitsubishi UFJ Financial Group Inc. ADS, SAN/Banco Santander SA, BMO/Bank Of Montreal

2. SUB-INDUSTRIES AND STOCKS DETAIL

2A. Sub-Industries Overview

Strengthened: 9/9 sub-industries

Weakened: 0/9 sub-industries

STRONGEST at Average rating/5th strongest of 9 levels:

- * Foreign Regional Banks (5 stocks)
- * Regional – Mid-Atlantic Banks (34 stocks)
- * Regional – Northeast Banks (96 stocks)

WEAKEST at Weak rating/6th strongest of 9 levels:

- * Money Center Banks (24 stocks)
- * Regional – Midwest Banks (28 stocks)
- * Regional – Pacific Banks (33 stocks)
- * Regional – Southeast Banks (15 stocks)
- * Regional – Southwest Banks (17 stocks)
- * Savings & Loans (31 stocks)

What: recent week-by-week strength changes for the industry and its sub-industries
Why: objective measurement of strengthening and weakening enabling comparison within and across industries and sub-industries

Green Highlight: Strengthened
Red Highlight: Weakened
No Highlight: Unchanged

2C. Stocks 1 Week Strongest and Weakest

What: stocks currently rated Strongest/Weakest (highest/lowest of 9 strength ratings)

Why: most interesting stocks for available capital because

- the Strongest have the least amount of overhead supply to dampen breakouts while
- the Weakest may be prone to volatility, subject to big pops from bottom-fishing and short-covering BUT ALSO to bigger and faster falls.

(Not guaranteed and not a recommendation - weak stocks in weakening sub-industries may be better shorts than high-flyers.)

STOCK DETAIL (EDUCATIONAL PURPOSES ONLY/NOT FINANCIAL ADVICE)										1 week 10/27/23 to 11/03/23									
Sub-Industry	Ticker	Company	ID1	ID2	% Chg	ID3	Status	9Weakest	EVWeek	7Weaker	6Weak	5Avg	4Strong	3Stronger	2VStrong	1Strongest			
BANKING - Foreign Regional Banks	FBP	First Bancorp Holding Co	11-51-61	84%	10%	11%	1Strongest	-	-	-	-	FBP-->	FBP-->	FBP-->	FBP-->	FBP-->			
BANKING - Foreign Regional Banks	BPOP	Popular Inc	11-51-61	61%	7%	10%	1Strongest	-	-	-	-	BPOP-->	BPOP-->	BPOP-->	BPOP-->	BPOP-->			
BANKING - Foreign Regional Banks	RY	Royal Bank Of Canada	95-51-61	51%	9%	-10%	9Weakest	RY	-	-	-	-	-	-	-	-			
BANKING - Foreign Regional Banks	IFS	Interop Financial Services Inc	95-51-61	2%	-2%	-19%	9Weakest	IFS	-	-	-	-	-	-	-	-			
BANKING - Money Center Banks	OFG	Oriental Financial Group	11-61-61	92%	8%	13%	1Strongest	-	-	-	-	OFG-->	OFG-->	OFG-->	OFG-->	OFG-->			
BANKING - Money Center Banks	MUFG	Mitsubishi UFJ Financial Group Inc. ADS	11-61-61	97%	7%	19%	1Strongest	-	-	-	-	MUFG-->	MUFG-->	MUFG-->	MUFG-->	MUFG-->			
BANKING - Money Center Banks	SAN	Banco Santander SA	11-61-61	59%	6%	4%	1Strongest	-	-	SAN-->	SAN-->	SAN-->	SAN-->	SAN-->	SAN-->	SAN-->			
BANKING - Money Center Banks	ITUB	Banco Itau S A Adr	11-61-61	29%	5%	7%	1Strongest	-	-	-	-	ITUB-->	ITUB-->	ITUB-->	ITUB-->	ITUB-->			
BANKING - Money Center Banks	CM	Canadian Impri Bnk Of Co	95-61-61	34%	9%	-9%	9Weakest	CM	-	-	-	-	-	-	-	-			
BANKING - Money Center Banks	BCS	Barclays Plc Adr	95-61-61	36%	9%	-13%	9Weakest	BCS	-	-	-	-	-	-	-	-			
BANKING - Money Center Banks	BNS	Bank Of Nova Scotia (the)	95-61-61	26%	8%	-11%	9Weakest	BNS	-	-	-	-	-	-	-	-			
BANKING - Money Center Banks	BMO	Bank Of Montreal	95-61-61	49%	8%	-10%	9Weakest	BMO	-	-	-	-	-	-	-	-			
BANKING - Money Center Banks	TD	Toronto Dominion Bank (The)	95-61-61	50%	8%	-4%	9Weakest	TD	-	-	-	-	-	-	-	-			
BANKING - Money Center Banks	NWG	NatWest Group plc	95-61-61	43%	6%	-26%	9Weakest	NWG	-	-	-	-	-	-	-	-			
BANKING - Money Center Banks	BAP	Credicorp Ltd	95-61-61	18%	-3%	-11%	9Weakest	BAP	-	-	-	-	-	-	-	-			
BANKING - Regional - Mid-Atlantic Banks	AMNB	American Natl Bnkshrs Va	11-51-61	96%	15%	26%	1Strongest	-	-	-	-	AMNB-->	AMNB-->	AMNB-->	AMNB-->	AMNB-->			
BANKING - Regional - Mid-Atlantic Banks	TBBK	The Bancorp Inc	11-51-61	96%	13%	18%	1Strongest	-	-	-	-	TBBK-->	TBBK-->	TBBK-->	TBBK-->	TBBK-->			
BANKING - Regional - Mid-Atlantic Banks	FCBC	First Community Bankshares Inc	11-51-61	80%	7%	16%	1Strongest	-	-	-	-	FCBC-->	FCBC-->	FCBC-->	FCBC-->	FCBC-->			
BANKING - Regional - Mid-Atlantic Banks	FCNCA	First Citizens Bancshr A	11-51-61	94%	6%	25%	1Strongest	-	-	-	-	FCNCA-->	FCNCA-->	FCNCA-->	FCNCA-->	FCNCA-->			
BANKING - Regional - Mid-Atlantic Banks	UCBI	United Community Banks	95-51-61	35%	9%	-11%	9Weakest	UCBI	-	-	-	-	-	-	-	-			
BANKING - Regional - Mid-Atlantic Banks	CCBG	Capital City Bank Group	95-51-61	66%	6%	-4%	9Weakest	CCBG	-	-	-	-	-	-	-	-			
BANKING - Regional - Mid-Atlantic Banks	PWOD	Penns Woods Bancorp Inc	95-51-61	14%	2%	-13%	9Weakest	PWOD	-	-	-	-	-	-	-	-			
BANKING - Regional - Midwest Banks	MBWM	Mercantile Bank Corp MI	11-61-61	79%	8%	11%	1Strongest	-	-	-	-	MBWM-->	MBWM-->	MBWM-->	MBWM-->	MBWM-->			
BANKING - Regional - Midwest Banks	CZWI	Citizens Community Bancorp Incorporated	95-61-61	35%	5%	-8%	9Weakest	CZWI	-	-	-	-	-	-	-	-			
BANKING - Regional - Midwest Banks	FSFG	First Savings Financial Group	95-61-61	26%	2%	-4%	9Weakest	FSFG	-	-	-	-	-	-	-	-			
BANKING - Regional - Midwest Banks	OVBC	Ohio Valley Banc Corp	95-61-61	13%	-7%	-9%	9Weakest	OVBC	-	-	-	-	-	-	-	-			
BANKING - Regional - Northeast Banks	TFIN	Triumph Financial	11-51-61	42%	13%	12%	1Strongest	-	-	TFIN-->	TFIN-->	TFIN-->	TFIN-->	TFIN-->	TFIN-->	TFIN-->			
BANKING - Regional - Northeast Banks	CUBI	Customers Bancorp Inc	15-51-61	54%	12%	53%	1Strongest	-	-	-	-	-	-	-	-	-			
BANKING - Regional - Northeast Banks	NIC	Nicolet Bankshares Inc	11-51-61	60%	11%	10%	1Strongest	-	NIC-->	NIC-->	NIC-->	NIC-->	NIC-->	NIC-->	NIC-->	NIC-->			
BANKING - Regional - Northeast Banks	UNB	Union Bankshares Inc	11-51-61	31%	8%	16%	1Strongest	-	-	-	-	-	-	-	-	-			
BANKING - Regional - Northeast Banks	NBN	Northeast Bank	15-51-61	100%	7%	21%	1Strongest	-	-	-	-	-	-	-	-	-			
BANKING - Regional - Northeast Banks	MBIN	Merchants Bancorp	11-51-61	71%	6%	14%	1Strongest	-	-	-	-	-	-	MBIN-->	MBIN-->	MBIN-->			
BANKING - Regional - Northeast Banks	BFC	Bank First Corporation	11-51-61	68%	6%	5%	1Strongest	BFC-->	BFC-->	BFC-->	BFC-->	BFC-->	BFC-->	BFC-->	BFC-->	BFC-->			
BANKING - Regional - Northeast Banks	BCML	BayCom Corp	15-51-61	72%	4%	13%	1Strongest	-	-	-	-	-	-	-	-	-			
BANKING - Regional - Northeast Banks	ESQ	Esquire Financial Holdings Inc	11-51-61	90%	4%	9%	1Strongest	-	-	-	-	ESQ-->	ESQ-->	ESQ-->	ESQ-->	ESQ-->			
BANKING - Regional - Northeast Banks	WASH	Washington Trust Bancorp	95-51-61	10%	18%	-17%	9Weakest	WASH	-	-	-	-	-	-	-	-			
BANKING - Regional - Northeast Banks	FFWM	First Foundation Inc	95-51-61	8%	17%	-25%	9Weakest	FFWM	-	-	-	-	-	-	-	-			
BANKING - Regional - Northeast Banks	CFG	Citizens Financial Group Inc	95-51-61	26%	14%	-14%	9Weakest	CFG	-	-	-	-	-	-	-	-			
BANKING - Regional - Northeast Banks	NFBK	Northfield Bancorp Inc	95-51-61	11%	12%	-17%	9Weakest	NFBK	-	-	-	-	-	-	-	-			
BANKING - Regional - Northeast Banks	MYFW	First Western Financial Inc	95-51-61	14%	12%	-24%	9Weakest	MYFW	-	-	-	-	-	-	-	-			
BANKING - Regional - Northeast Banks	BCBP	BCB Bancorp Inc (NJ)	95-51-61	25%	11%	-13%	9Weakest	BCBP	-	-	-	-	-	-	-	-			
BANKING - Regional - Northeast Banks	MPB	Mid Penn Bancorp Inc	95-51-61	26%	8%	-15%	9Weakest	MPB	-	-	-	-	-	-	-	-			
BANKING - Regional - Northeast Banks	BSVN	Bank7 Corp	95-51-61	66%	7%	-11%	9Weakest	BSVN	-	-	-	-	-	-	-	-			
BANKING - Regional - Northeast Banks	ISTR	Investar Holding Corporation	95-51-61	9%	4%	-23%	9Weakest	ISTR	-	-	-	-	-	-	-	-			
BANKING - Regional - Northeast Banks	PFIS	Peoples Financial Services Corporation	95-51-61	36%	3%	-9%	9Weakest	PFIS	-	-	-	-	-	-	-	-			
BANKING - Regional - Northeast Banks	EVBN	Evans Bancorp Inc	95-51-61	23%	1%	-13%	9Weakest	EVBN	-	-	-	-	-	-	-	-			
BANKING - Regional - Northeast Banks	FNCB	FNCB Bancorp Inc	95-51-61	13%	1%	-9%	9Weakest	FNCB	-	-	-	-	-	-	-	-			
BANKING - Regional - Northeast Banks	OPBK	OP Bancorp	95-51-61	32%	0%	-9%	9Weakest	OPBK	-	-	-	-	-	-	-	-			
BANKING - Regional - Northeast Banks	CBFV	CB Financial Services Inc	95-51-61	33%	0%	-1%	9Weakest	CBFV	CBFV	CBFV	CBFV	CBFV	CBFV	CBFV	CBFV	CBFV			
BANKING - Regional - Pacific Banks	TBNK	Territorial Bancorp Inc	95-61-61	4%	14%	-43%	9Weakest	TBNK	-	-	-	-	-	-	-	-			
BANKING - Regional - Pacific Banks	PPBI	Pacific Premier Bancorp Inc	95-61-61	20%	12%	-10%	9Weakest	PPBI	-	-	-	-	-	-	-	-			
BANKING - Regional - Pacific Banks	CVB	Civitas Bancshares Inc	95-61-61	26%	3%	-13%	9Weakest	CVB	-	-	-	-	-	-	-	-			
BANKING - Regional - Pacific Banks	EBMT	Eagle Bancorp	95-61-61	1%	1%	-14%	9Weakest	EBMT	-	-	-	-	-	-	-	-			
BANKING - Regional - Pacific Banks	PLBC	Plumas Bancorp Quincy California	95-61-61	65%	-2%	-6%	9Weakest	PLBC	PLBC	PLBC	PLBC	PLBC	PLBC	PLBC	PLBC	PLBC			
BANKING - Regional - Pacific Banks	FFNW	First Financial Northwest Inc	95-61-61	30%	-2%	-11%	9Weakest	FFNW	-	-	-	-	-	-	-	-			
BANKING - Regional - Pacific Banks	RBCAA	Republic Bancorp Inc Cla	11-61-61	66%	9%	8%	1Strongest	-	-	-	-	RBCAA-->	RBCAA-->	RBCAA-->	RBCAA-->	RBCAA-->			
BANKING - Regional - Southeast Banks	RF	Regions Financial Corp	95-61-61	46%	12%	-16%	9Weakest	RF	-	-	-	-	-	-	-	-			
BANKING - Regional - Southeast Banks	SFNC	Simmons First Natl Corp Cl A	95-61-61	9%	11%	-13%	9Weakest	SFNC	-	-	-	-	-	-	-	-			
BANKING - Regional - Southeast Banks	FBMS	First Bancshares Inc (The) (MS)	95-61-61	39%	10%	-4%	9Weakest	FBMS	-	-	-	-	-	-	-	-			
BANKING - Regional - Southeast Banks	IBTX	Independent Bank Group Inc	95-61-61	30%	6%	-11%	9Weakest	IBTX	-	-	-	-	-	-	-	-			
BANKING - Regional - Southeast Banks	FGBI	First Guaranty Bancshares	95-61-61	2%	3%	-25%	9Weakest	FGBI	-	-	-	-	-	-	-	-			
BANKING - Regional - Southwest Banks	EFSC	Enterprise Financial Services	95-61-61	41%	8%	-13%	9Weakest	EFSC	-	-	-	-	-	-	-	-			
BANKING - Regional - Southwest Banks	BOKF	Bok Financial Corp	95-61-61	42%	8%	-19%	9Weakest	BOKF	-	-	-	-	-	-	-	-			
BANKING - Regional - Southwest Banks	CSH	Commerce Bancshares Inc	95-61-61	14%	7%	-12%	9Weakest	CSH	-	-	-	-	-	-	-	-			
BANKING - Regional - Southwest Banks	LARK	Landmark Bancshares Inc	95-61-61	7%	5%	-15%	9Weakest	LARK	-	-	-	-	-	-	-	-			
BANKING - Savings & Loans	HMST	HomeStreet Inc	95-61-61	3%	41%	-49%	9Weakest	HMST	-	-	-	-	-	-	-	-			
BANKING - Savings & Loans	OCFC	Oceanfirst Fincl Corp	95-61-61	15%	14%	-19%	9Weakest	OCFC	-	-	-	-	-	-	-	-			
BANKING - Savings & Loans	OCN	Oceana Financial Corp	95-61-61	56%	10%	-13%	9Weakest	OCN	-	-	-	-	-	-	-	-			
BANKING - Savings & Loans	HIFS	Hingham Institution for Savings	95-61-61	11%	8%	-24%	9Weakest	HIFS	-	-	-	-	-	-	-	-			
BANKING - Savings & Loans	EBTC	Enterprise Bancorp Inc	95-61-61	28%	7%	-9%	9Weakest	EBTC	-	-	-	-	-	-	-	-			
BANKING - Savings & Loans	PROV	Provident Financial Holdings Inc	95-61-61	0%	-9%	-15%	9Weakest	PROV	-	-	-	-	-	-	-	-			



Strongest to Weakest stocks ratio is 21:50 (7% and 18% of total) 10/27/23 to 11/03/23.

Green Highlight: Strengthened

Red Highlight: Weakened

No Highlight: Unchanged

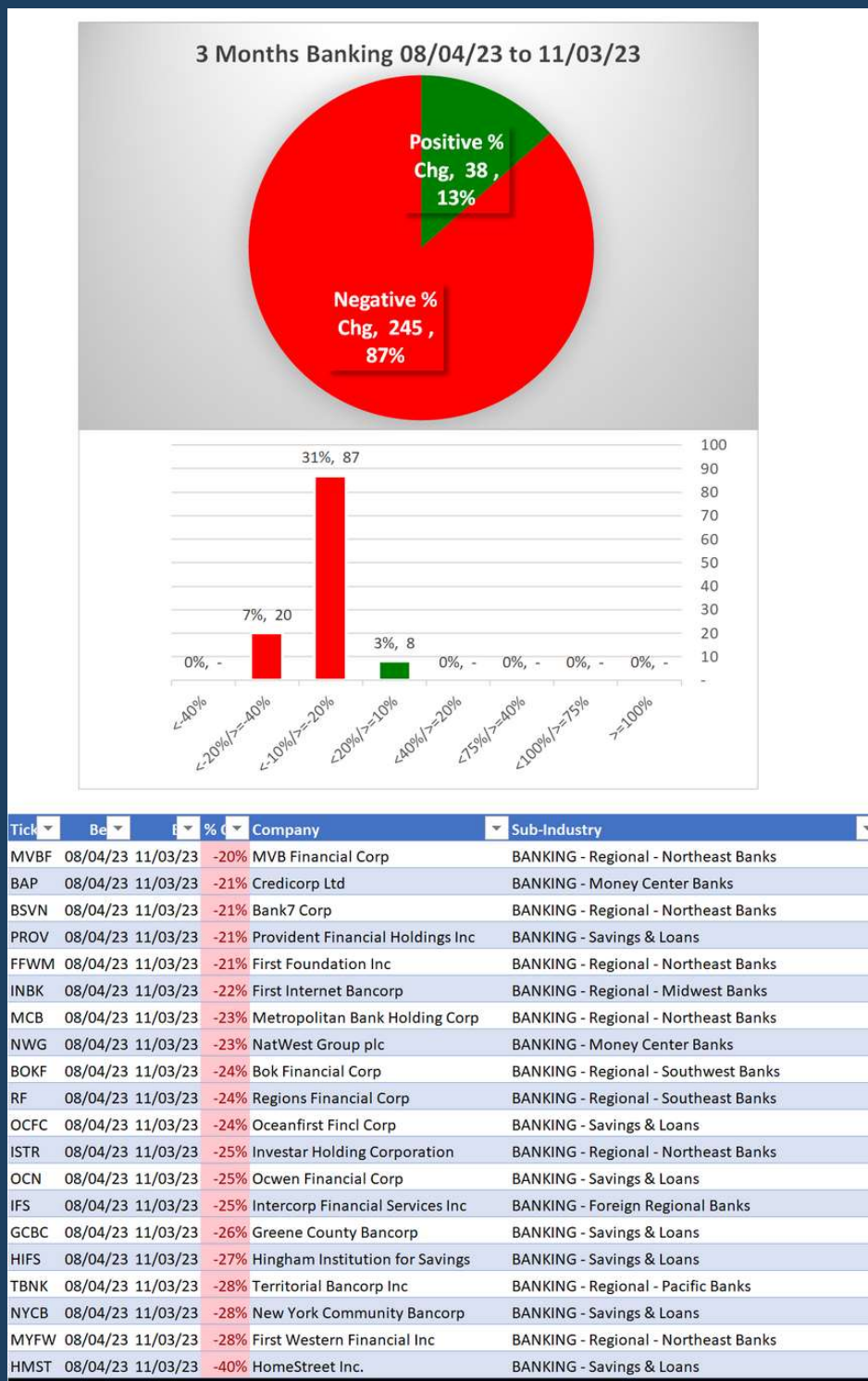
4

November 03, 2023

For educational purposes only. Not a stock or investment recommendation.

3. STRENGTH BY LOOKBACK PERIOD (with Best/Worst stocks)

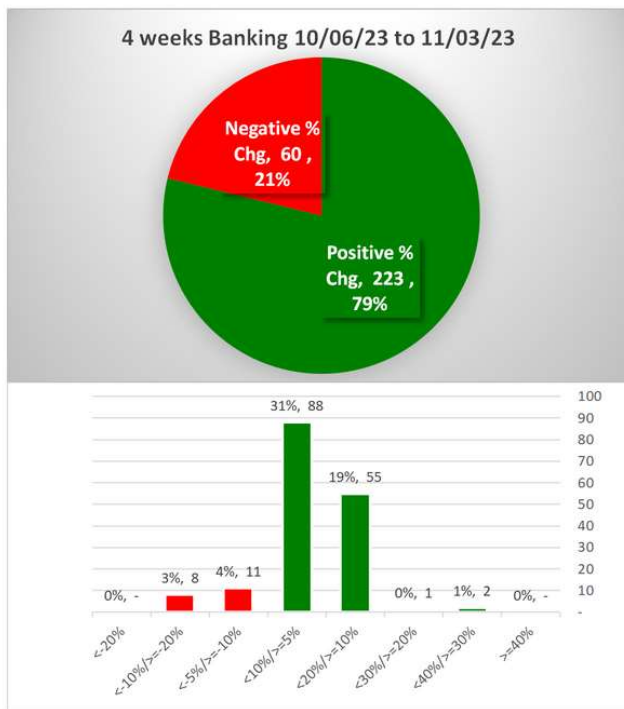
3A. Lookback 3 Months



0 stocks >+20% and 20 stocks <-20% (0% and 7% of total) 08/04/23 to 11/03/23.

3. STRENGTH BY LOOKBACK PERIOD (with Best/Worst stocks)

3B. Lookback 4 Weeks

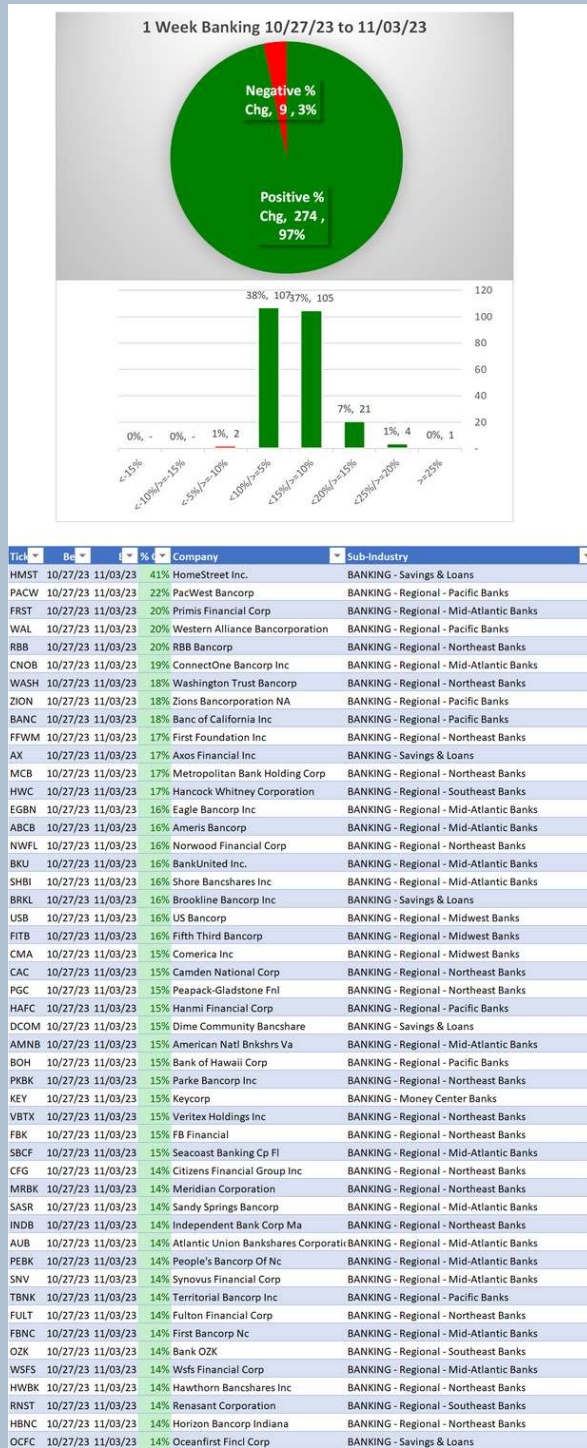


FHN	10/06/23	11/03/23	14%	First Horizon Corporation	BANKING - Regional - Southeast Banks
AMAL	10/06/23	11/03/23	14%	Amalgamated Financial Corp	BANKING - Regional - Northeast Banks
CFB	10/06/23	11/03/23	14%	CrossFirst Bankshares Inc	BANKING - Regional - Northeast Banks
HBCP	10/06/23	11/03/23	14%	Home Bancorp Inc.	BANKING - Savings & Loans
EWBC	10/06/23	11/03/23	14%	East West Bancorp Inc	BANKING - Regional - Pacific Banks
MCB	10/06/23	11/03/23	14%	Metropolitan Bank Holding Corp	BANKING - Regional - Northeast Banks
BKU	10/06/23	11/03/23	14%	BankUnited Inc.	BANKING - Regional - Mid-Atlantic Banks
MBIN	10/06/23	11/03/23	14%	Merchants Bancorp	BANKING - Regional - Northeast Banks
CTBI	10/06/23	11/03/23	14%	Community Trust Bncp Inc	BANKING - Regional - Southeast Banks
FBK	10/06/23	11/03/23	14%	FB Financial	BANKING - Regional - Mid-Atlantic Banks
FBNC	10/06/23	11/03/23	14%	First Bancorp Nc	BANKING - Regional - Mid-Atlantic Banks
PRK	10/06/23	11/03/23	14%	Park National Corp	BANKING - Regional - Midwest Banks
PEBK	10/06/23	11/03/23	13%	People's Bancorp Of Nc	BANKING - Regional - Mid-Atlantic Banks
SHBI	10/06/23	11/03/23	13%	Shore Bancshares Inc	BANKING - Regional - Mid-Atlantic Banks
LKFN	10/06/23	11/03/23	13%	Lakeland Financial Corp	BANKING - Regional - Midwest Banks
FCBC	10/06/23	11/03/23	13%	First Community Bankshares Inc	BANKING - Regional - Mid-Atlantic Banks
TCBK	10/06/23	11/03/23	12%	Trico Bancshares	BANKING - Regional - Pacific Banks
UMBF	10/06/23	11/03/23	12%	Umb Financial Corp	BANKING - Regional - Northeast Banks
MBWN	10/06/23	11/03/23	12%	Mercantile Bank Corp Mi	BANKING - Regional - Midwest Banks
INDB	10/06/23	11/03/23	12%	Independent Bank Corp Ma	BANKING - Regional - Northeast Banks
BFST	10/06/23	11/03/23	12%	Business First Bankshares Inc	BANKING - Regional - Northeast Banks
MRBK	10/06/23	11/03/23	12%	Meridian Corporation	BANKING - Regional - Northeast Banks
KEY	10/06/23	11/03/23	12%	Keycorp	BANKING - Money Center Banks
USB	10/06/23	11/03/23	11%	US Bancorp	BANKING - Regional - Midwest Banks
MSBI	10/06/23	11/03/23	11%	Midland States Bancorp	BANKING - Regional - Northeast Banks
NWFL	10/06/23	11/03/23	11%	Norwood Financial Corp	BANKING - Regional - Northeast Banks
AMNB	10/06/23	11/03/23	11%	American Natl Bkshrs Va	BANKING - Regional - Mid-Atlantic Banks
UBSI	10/06/23	11/03/23	11%	United Bankshares Inc Wv	BANKING - Regional - Mid-Atlantic Banks
CADE	10/06/23	11/03/23	11%	Cadence Bancorporation	BANKING - Regional - Northeast Banks
TFIN	10/06/23	11/03/23	11%	Triumph Financial	BANKING - Regional - Northeast Banks
FMBH	10/06/23	11/03/23	11%	First Mid Bankshares Inc	BANKING - Regional - Northeast Banks
PEBO	10/06/23	11/03/23	11%	Peoples Bancorp Inc Oh	BANKING - Regional - Midwest Banks
WAL	10/06/23	11/03/23	11%	Western Alliance Bancorporation	BANKING - Regional - Pacific Banks
AUB	10/06/23	11/03/23	11%	Atlantic Union Bankshares Corporati	BANKING - Regional - Mid-Atlantic Banks
SRCE	10/06/23	11/03/23	11%	1st Source Corp	BANKING - Regional - Midwest Banks
SASR	10/06/23	11/03/23	11%	Sandy Springs Bancorp	BANKING - Regional - Mid-Atlantic Banks
LOB	10/06/23	11/03/23	11%	Live Oak Bankshares Inc	BANKING - Savings & Loans
GBCI	10/06/23	11/03/23	11%	Glacier Bancorp Inc	BANKING - Regional - Pacific Banks
KRNY	10/06/23	11/03/23	10%	Kearny Financial Corp	BANKING - Savings & Loans
WABC	10/06/23	11/03/23	10%	Westamerica Bancorp	BANKING - Regional - Pacific Banks
CCNE	10/06/23	11/03/23	10%	Cnb Financial Corp	BANKING - Regional - Northeast Banks
NRIM	10/06/23	11/03/23	10%	Northrim Bank Alaska	BANKING - Regional - Pacific Banks
FDLC	10/06/23	11/03/23	10%	Fidelity D & D Bancorp Inc	BANKING - Regional - Northeast Banks
ATLO	10/06/23	11/03/23	10%	Ames National Corporation	BANKING - Regional - Northeast Banks
FFNW	10/06/23	11/03/23	-11%	First Financial Northwest Inc	BANKING - Regional - Pacific Banks
BOKF	10/06/23	11/03/23	-11%	Bok Financial Corp	BANKING - Regional - Southwest Banks
NYCB	10/06/23	11/03/23	-11%	New York Community Bancorp	BANKING - Savings & Loans
IFS	10/06/23	11/03/23	-11%	InterCorp Financial Services Inc	BANKING - Foreign Regional Banks
BCS	10/06/23	11/03/23	-11%	Barclays Plc Adr	BANKING - Money Center Banks
PROV	10/06/23	11/03/23	-13%	Provident Financial Holdings Inc	BANKING - Savings & Loans
MYFW	10/06/23	11/03/23	-15%	First Western Financial Inc	BANKING - Regional - Northeast Banks
NWGW	10/06/23	11/03/23	-17%	NatWest Group plc	BANKING - Money Center Banks

58 stocks >+10% and 8 stocks <-10% (20% and 3% of total) 10/06/23 to 11/03/23.

3. STRENGTH BY LOOKBACK PERIOD (with Best/Worst stocks)

3C. Lookback 1 Week



TRMK	10/27/23 11/03/23	13%	Trustmark Corp	BANKING - Regional - Southeast Banks
CBU	10/27/23 11/03/23	13%	Community Bank System Inc	BANKING - Regional - Northeast Banks
COLB	10/27/23 11/03/23	13%	Columbia Banking System	BANKING - Savings & Loans
AMTB	10/27/23 11/03/23	13%	Mercantile Bank Holding Corporation	BANKING - Regional - Northeast Banks
PNFP	10/27/23 11/03/23	13%	Pinnacle Financial Partners	BANKING - Regional - Southeast Banks
BWB	10/27/23 11/03/23	13%	Bridgewater Bancshares Inc	BANKING - Regional - Northeast Banks
MSBI	10/27/23 11/03/23	13%	Midland States Bancorp	BANKING - Regional - Northeast Banks
FFIC	10/27/23 11/03/23	13%	Flushing Financial Corp	BANKING - Savings & Loans
UVSP	10/27/23 11/03/23	13%	Univest Financial Corporation	BANKING - Regional - Northeast Banks
LOB	10/27/23 11/03/23	13%	Live Oak Bancshares Inc	BANKING - Savings & Loans
TFIN	10/27/23 11/03/23	13%	Triumph Financial	BANKING - Regional - Northeast Banks
BAC	10/27/23 11/03/23	13%	Bank Of America Corp	BANKING - Money Center Banks
TBBK	10/27/23 11/03/23	13%	The Bancorp Inc	BANKING - Regional - Mid-Atlantic Banks
CFB	10/27/23 11/03/23	13%	CrossFirst Bankshares Inc	BANKING - Regional - Northeast Banks
PHN	10/27/23 11/03/23	13%	First Horizon Corporation	BANKING - Regional - Southeast Banks
HBAN	10/27/23 11/03/23	13%	Huntington Bancshares	BANKING - Regional - Midwest Banks
PPBI	10/27/23 11/03/23	12%	Pacific Premier Bancorp Inc	BANKING - Regional - Pacific Banks
MTB	10/27/23 11/03/23	12%	M&T Bank Corp	BANKING - Regional - Northeast Banks
GCBC	10/27/23 11/03/23	12%	Greene County Bancorp	BANKING - Savings & Loans
BPRN	10/27/23 11/03/23	12%	Bank Princeton New Jersey	BANKING - Regional - Northeast Banks
CVBF	10/27/23 11/03/23	12%	Cvb Financial Corp	BANKING - Regional - Pacific Banks
CUBI	10/27/23 11/03/23	12%	Customers Bancorp Inc	BANKING - Regional - Northeast Banks
CFRN	10/27/23 11/03/23	12%	Capitol Federal Fndl	BANKING - Savings & Loans
LBAL	10/27/23 11/03/23	12%	Lakeland Bancorp	BANKING - Regional - Northeast Banks
RF	10/27/23 11/03/23	12%	Regions Financial Corp	BANKING - Regional - Southeast Banks
NFBK	10/27/23 11/03/23	12%	Northfield Bancorp Inc	BANKING - Regional - Northeast Banks
EWBC	10/27/23 11/03/23	12%	East West Bancorp Inc	BANKING - Regional - Pacific Banks
CADE	10/27/23 11/03/23	12%	Cadence Bancorporation	BANKING - Regional - Northeast Banks
WBS	10/27/23 11/03/23	12%	Webster Financial Corp	BANKING - Regional - Northeast Banks
CCNE	10/27/23 11/03/23	12%	Cnb Financial Corp	BANKING - Regional - Northeast Banks
HOPE	10/27/23 11/03/23	12%	Hope Bancorp Inc	BANKING - Regional - Pacific Banks
STBA	10/27/23 11/03/23	12%	S&T Bancorp Inc	BANKING - Regional - Northeast Banks
KRNY	10/27/23 11/03/23	12%	Kearny Financial Corp	BANKING - Savings & Loans
CPF	10/27/23 11/03/23	12%	Central Pacific Finl Corp	BANKING - Regional - Pacific Banks
MYFW	10/27/23 11/03/23	12%	First Western Financial Inc	BANKING - Regional - Northeast Banks
ORRF	10/27/23 11/03/23	12%	Orrstown Finl Svcs Inc	BANKING - Regional - Northeast Banks
WTRF	10/27/23 11/03/23	12%	Wintrust Financial Corp	BANKING - Regional - Midwest Banks
FMBH	10/27/23 11/03/23	12%	First Mid Bancshares Inc	BANKING - Regional - Northeast Banks
UBSI	10/27/23 11/03/23	12%	United Bankshares Inc Wv	BANKING - Regional - Mid-Atlantic Banks
UMBF	10/27/23 11/03/23	12%	Umb Financial Corp	BANKING - Regional - Southwest Banks
SFSB	10/27/23 11/03/23	12%	ServisFirst Bancshares Inc	BANKING - Regional - Northeast Banks
FBIZ	10/27/23 11/03/23	11%	First Business Financial Services Inc	BANKING - Regional - Midwest Banks
WAFD	10/27/23 11/03/23	11%	Washington Federal Inc	BANKING - Savings & Loans
ACNB	10/27/23 11/03/23	11%	ACNB Corp	BANKING - Regional - Southwest Banks
BMRC	10/27/23 11/03/23	11%	Bank Marin Bancorp	BANKING - Regional - Pacific Banks
IBCP	10/27/23 11/03/23	11%	Independent Bank Corp Mi	BANKING - Regional - Midwest Banks
AMAL	10/27/23 11/03/23	11%	Amalgamated Financial Corp	BANKING - Regional - Northeast Banks
CATY	10/27/23 11/03/23	11%	Cathay General Bancorp	BANKING - Regional - Pacific Banks
WSBC	10/27/23 11/03/23	11%	Wesbanco Inc	BANKING - Regional - Mid-Atlantic Banks
NIC	10/27/23 11/03/23	11%	Nicolet Bankshares Inc	BANKING - Regional - Northeast Banks
FISI	10/27/23 11/03/23	11%	Financial Institutions	BANKING - Regional - Mid-Atlantic Banks
TOWN	10/27/23 11/03/23	11%	Towne Bank	BANKING - Regional - Mid-Atlantic Banks
SSB	10/27/23 11/03/23	11%	SouthState Corporation	BANKING - Regional - Mid-Atlantic Banks
BCBP	10/27/23 11/03/23	11%	BCB Bancorp Inc (NI)	BANKING - Regional - Northeast Banks
BLX	10/27/23 11/03/23	11%	Banco Latino Americano	BANKING - Money Center Banks
PNC	10/27/23 11/03/23	11%	Pnc Financial Svcs Grp	BANKING - Money Center Banks
IBOC	10/27/23 11/03/23	11%	Internat Bancshares Corp	BANKING - Regional - Southwest Banks
EQBK	10/27/23 11/03/23	11%	Equity Bancshares	BANKING - Regional - Northeast Banks
SYBT	10/27/23 11/03/23	11%	Stock Yards Bancorp Inc	BANKING - Regional - Southeast Banks
CHMG	10/27/23 11/03/23	11%	Chemung Financial Corp	BANKING - Regional - Northeast Banks
FFBC	10/27/23 11/03/23	11%	First Financl Bancorp Oh	BANKING - Regional - Midwest Banks
SFNC	10/27/23 11/03/23	11%	Simmons First Natl Corp Cl A	BANKING - Regional - Southeast Banks
FRME	10/27/23 11/03/23	11%	First Merchants Corp	BANKING - Regional - Midwest Banks
C	10/27/23 11/03/23	11%	Citigroup	BANKING - Money Center Banks
FDIC	10/27/23 11/03/23	10%	Fidelity D & D Bancorp Inc	BANKING - Regional - Northeast Banks
OCN	10/27/23 11/03/23	10%	Ocwen Financial Corp	BANKING - Savings & Loans
VLY	10/27/23 11/03/23	10%	Valley National Bancorp	BANKING - Regional - Northeast Banks
FCF	10/27/23 11/03/23	10%	First Commonwealth Finl	BANKING - Regional - Northeast Banks
BWFG	10/27/23 11/03/23	10%	Bankwell Financial Group Inc	BANKING - Regional - Northeast Banks
AROW	10/27/23 11/03/23	10%	Arrow Financial Corp	BANKING - Regional - Northeast Banks
UNITY	10/27/23 11/03/23	10%	Unity Bancorp	BANKING - Regional - Northeast Banks
NRIM	10/27/23 11/03/23	10%	Northrim Bank Alaska	BANKING - Regional - Pacific Banks
LKFN	10/27/23 11/03/23	10%	Lakeland Financial Corp	BANKING - Regional - Midwest Banks
PFS	10/27/23 11/03/23	10%	Provident Financial Svcs Inc	BANKING - Savings & Loans
HBCP	10/27/23 11/03/23	10%	Home Bancorp Inc	BANKING - Savings & Loans
FBMS	10/27/23 11/03/23	10%	First Bancshares Inc (The) (MS)	BANKING - Regional - Southeast Banks
SMBC	10/27/23 11/03/23	10%	Southern Missouri Bancp	BANKING - Savings & Loans
FNB	10/27/23 11/03/23	10%	Fnb Corporation (pa)	BANKING - Regional - Southeast Banks
WSBF	10/27/23 11/03/23	10%	Waterstone Financial Inc	BANKING - Savings & Loans
SBT	10/27/23 11/03/23	10%	Sterling Bancorp Inc	BANKING - Regional - Northeast Banks
ATLO	10/27/23 11/03/23	10%	Ames National Corporation	BANKING - Regional - Northeast Banks
STEL	10/27/23 11/03/23	10%	Stellar Bancorp Inc	BANKING - Regional - Northeast Banks

131 stocks >+10% and 0 stocks <-10% (46% and 0% of total) 10/27/23 to 11/03/23.