



10-Week Industry Strength Report

November 10, 2023

Instructions: Scroll page-by-page to see the 10-week week-by-week strengthening and weakening by industry (most recent week first)

0 of 29 Industries strengthened, 9 weakened (Energy most)

Week 1 (Current):

Length - Begin/End	Industry	#	Min	Avg	Max	Status	9Weakest	8VWeak	7Weaker	6Week	5Avg	4Strong	3Stronger	2VStrong	1Strongest
7 Days - 11/03/23 to 11/10/23	BANKING	283	-17%	-3%	13%	Weakened				283 BANKING					
7 Days - 11/03/23 to 11/10/23	FINANCIAL SERVICES	129	-38%	-2%	8%	Weakened				<FIN SVC 129	<FIN SVC 129				
7 Days - 11/03/23 to 11/10/23	INSURANCE	89	-36%	-1%	21%	Weakened					<INSURANCE 89	<INSURANCE 89			
7 Days - 11/03/23 to 11/10/23	REAL ESTATE	190	-25%	-4%	15%	Weakened			<REAL ESTATE 190	<REAL ESTATE 190					
7 Days - 11/03/23 to 11/10/23	COMPUTER HARDWARE	32	-17%	-1%	10%	Unchanged					32 HARDWARE				
7 Days - 11/03/23 to 11/10/23	COMPUTER SOFTWARE & SERVICES	199	-57%	0%	52%	Unchanged					199 SOFTWARE				
7 Days - 11/03/23 to 11/10/23	ELECTRONICS	122	-59%	-1%	14%	Unchanged				122 ELECTRNCS					
7 Days - 11/03/23 to 11/10/23	INTERNET	41	-56%	-1%	22%	Weakened					41 INTERNET				
7 Days - 11/03/23 to 11/10/23	TELECOMMUNICATIONS	50	-35%	-3%	26%	Weakened				50 TELCO					
7 Days - 11/03/23 to 11/10/23	CONSUMER DURABLES	41	-41%	-5%	13%	Weakened				41 CONS DURBLS					
7 Days - 11/03/23 to 11/10/23	CONSUMER NON-DURABLES	80	-35%	-1%	26%	Weakened				80 CON N-DUR					
7 Days - 11/03/23 to 11/10/23	FOOD & BEVERAGE	66	-9%	-1%	15%	Unchanged				66 FOOD BEV					
7 Days - 11/03/23 to 11/10/23	RETAIL	55	-27%	-3%	5%	Weakened				<RETAIL 55	<RETAIL 55				
7 Days - 11/03/23 to 11/10/23	SPECIALTY RETAIL	70	-17%	-4%	17%	Weakened				<SPEC RETAIL 70	<SPEC RETAIL 70				
7 Days - 11/03/23 to 11/10/23	AUTOMOTIVE	62	-18%	-4%	11%	Weakened				62 AUTO					
7 Days - 11/03/23 to 11/10/23	ENERGY	148	-36%	-5%	11%	Weakened				<ENERGY 148	<ENERGY 148	<ENERGY 148			
7 Days - 11/03/23 to 11/10/23	MATERIALS & CONSTRUCTION	83	-80%	-1%	20%	Unchanged					83 MTL CONST				
7 Days - 11/03/23 to 11/10/23	METALS & MINING	68	-18%	-4%	44%	Weakened				<METALS 68	<METALS 68				
7 Days - 11/03/23 to 11/10/23	TRANSPORTATION	83	-27%	-3%	8%	Weakened				83 TRANSPORT					
7 Days - 11/03/23 to 11/10/23	DIVERSIFIED SERVICES	144	-37%	0%	36%	Unchanged					144 DIV SVC				
7 Days - 11/03/23 to 11/10/23	HEALTH SERVICES	135	-46%	-5%	35%	Weakened			135 HEALTH SVC						
7 Days - 11/03/23 to 11/10/23	LEISURE	81	-21%	-1%	107%	Unchanged				81 LEISURE					
7 Days - 11/03/23 to 11/10/23	MEDIA	56	-62%	-4%	10%	Weakened				56 MEDIA					
7 Days - 11/03/23 to 11/10/23	UTILITIES	80	-40%	-4%	20%	Weakened			<UTILITIES 80	<UTILITIES 80					
7 Days - 11/03/23 to 11/10/23	AEROSPACE/DEFENSE	29	-8%	1%	26%	Weakened					29 AERO/DEF				
7 Days - 11/03/23 to 11/10/23	CHEMICALS	64	-32%	-3%	12%	Weakened				64 CHEMICALS					
7 Days - 11/03/23 to 11/10/23	DRUGS	256	-50%	-1%	33%	Weakened			<DRUGS 256	<DRUGS 256					
7 Days - 11/03/23 to 11/10/23	MANUFACTURING	125	-25%	-1%	24%	Weakened				125 MFG					
7 Days - 11/03/23 to 11/10/23	WHOLESALE	36	-13%	-1%	4%	Weakened					36 WHOLESALE				

10 weeks ago:

Length - Begin/End	Industry	#	Min	Avg	Max	Status	9Weakest	8VWeak	7Weaker	6Week	5Avg	4Strong	3Stronger	2VStrong	1Strongest
7 Days - 09/01/23 to 09/08/23	BANKING	283	-10%	-4%	3%	Weakened			<BANKING 283	<BANKING 283					
7 Days - 09/01/23 to 09/08/23	FINANCIAL SERVICES	129	-12%	-2%	8%	Weakened					<FIN SVC 129	<FIN SVC 129			
7 Days - 09/01/23 to 09/08/23	INSURANCE	89	-7%	-2%	4%	Weakened						89 INSURANCE			
7 Days - 09/01/23 to 09/08/23	REAL ESTATE	190	-20%	-2%	13%	Weakened				<REAL ESTATE 190	<REAL ESTATE 190				
7 Days - 09/01/23 to 09/08/23	COMPUTER HARDWARE	32	-11%	-2%	30%	Weakened					32 HARDWARE				
7 Days - 09/01/23 to 09/08/23	COMPUTER SOFTWARE & SERVICES	201	-25%	-2%	23%	Weakened					<SOFTWARE 201	<SOFTWARE 201			
7 Days - 09/01/23 to 09/08/23	ELECTRONICS	122	-25%	-6%	29%	Weakened				<ELECTRNCS 122	<ELECTRNCS 122				
7 Days - 09/01/23 to 09/08/23	INTERNET	41	-15%	-3%	6%	Weakened					41 INTERNET				
7 Days - 09/01/23 to 09/08/23	TELECOMMUNICATIONS	50	-20%	-5%	4%	Weakened				50 TELCO					
7 Days - 09/01/23 to 09/08/23	CONSUMER DURABLES	41	-19%	-6%	3%	Weakened					41 CONS DURBLS				
7 Days - 09/01/23 to 09/08/23	CONSUMER NON-DURABLES	80	-20%	-4%	17%	Weakened				<CON N-DUR 80	<CON N-DUR 80				
7 Days - 09/01/23 to 09/08/23	FOOD & BEVERAGE	67	-15%	-2%	8%	Weakened				67 FOOD BEV					
7 Days - 09/01/23 to 09/08/23	RETAIL	55	-21%	-3%	6%	Weakened					55 RETAIL				
7 Days - 09/01/23 to 09/08/23	SPECIALTY RETAIL	70	-29%	-6%	17%	Weakened					70 SPEC RETAIL				
7 Days - 09/01/23 to 09/08/23	AUTOMOTIVE	62	-23%	-5%	5%	Weakened				<AUTO 62	<AUTO 62				
7 Days - 09/01/23 to 09/08/23	ENERGY	151	-11%	0%	14%	Unchanged						151 ENERGY			
7 Days - 09/01/23 to 09/08/23	MATERIALS & CONSTRUCTION	83	-16%	-4%	9%	Weakened						<MTL CONST 83	<MTL CONST 83		
7 Days - 09/01/23 to 09/08/23	METALS & MINING	68	-19%	-4%	4%	Weakened					68 METALS				
7 Days - 09/01/23 to 09/08/23	TRANSPORTATION	83	-14%	-3%	25%	Weakened					83 TRANSPORT				
7 Days - 09/01/23 to 09/08/23	DIVERSIFIED SERVICES	144	-27%	-4%	13%	Weakened					144 DIV SVC				
7 Days - 09/01/23 to 09/08/23	HEALTH SERVICES	135	-18%	-5%	11%	Weakened				135 HEALTH SVC					
7 Days - 09/01/23 to 09/08/23	LEISURE	82	-17%	-3%	15%	Weakened				<LEISURE 82	<LEISURE 82				
7 Days - 09/01/23 to 09/08/23	MEDIA	56	-45%	-4%	11%	Weakened				56 MEDIA					
7 Days - 09/01/23 to 09/08/23	UTILITIES	80	-17%	-1%	7%	Unchanged			80 UTILITIES						
7 Days - 09/01/23 to 09/08/23	AEROSPACE/DEFENSE	29	-11%	-3%	16%	Weakened				<AERO/DEF 29	<AERO/DEF 29				
7 Days - 09/01/23 to 09/08/23	CHEMICALS	64	-12%	-4%	10%	Weakened				<CHEMICALS 64	<CHEMICALS 64				
7 Days - 09/01/23 to 09/08/23	DRUGS	260	-37%	-4%	16%	Weakened				260 DRUGS					
7 Days - 09/01/23 to 09/08/23	MANUFACTURING	126	-25%	-5%	12%	Weakened					<MFG 126	<MFG 126			
7 Days - 09/01/23 to 09/08/23	WHOLESALE	36	-10%	-4%	3%	Weakened					36 WHOLESALE				

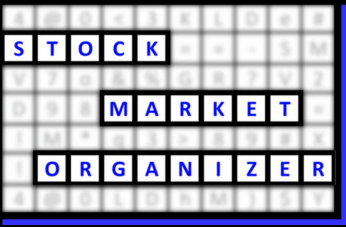
Green Highlight: Strengthened

Red Highlight: Weakened

No Highlight: Unchanged

1

For educational purposes only. Not financial advice or a stock/investment recommendation.



10-Week Industry Strength Report

November 10, 2023

Instructions: Scroll page-by-page to see the 10-week week-by-week strengthening and weakening by industry (most recent week first)

Preceding Week 2:

Length - Begin/End	Industry	#	Min	Avg	Max	Status	9Weakest	8VWeak	7Weaker	6Weak	5Avg	4Strong	3Stronger	2VStrong	1Strongest
7 Days - 10/27/23 to 11/03/23	BANKING	283	-9%	9%	41%	Strengthened			283 BANKING->	283 BANKING->					
7 Days - 10/27/23 to 11/03/23	FINANCIAL SERVICES	129	-7%	8%	36%	Strengthened			129 FIN SVC->	129 FIN SVC->	129 FIN SVC->				
7 Days - 10/27/23 to 11/03/23	INSURANCE	89	-9%	6%	38%	Strengthened				89 INSURANCE->	89 INSURANCE->	89 INSURANCE->			
7 Days - 10/27/23 to 11/03/23	REAL ESTATE	190	-4%	11%	52%	Strengthened			190 REAL ESTATE->	190 REAL ESTATE->					
7 Days - 10/27/23 to 11/03/23	COMPUTER HARDWARE	32	-33%	3%	21%	Strengthened				32 HARDWARE->	32 HARDWARE->				
7 Days - 10/27/23 to 11/03/23	COMPUTER SOFTWARE & SERVICES	200	-34%	8%	34%	Strengthened				200 SOFTWARE->	200 SOFTWARE->				
7 Days - 10/27/23 to 11/03/23	ELECTRONICS	122	-18%	6%	31%	Strengthened			122 ELECTRNCS->	122 ELECTRNCS->					
7 Days - 10/27/23 to 11/03/23	INTERNET	41	-13%	10%	31%	Strengthened				41 INTERNET->	41 INTERNET->				
7 Days - 10/27/23 to 11/03/23	TELECOMMUNICATIONS	50	-9%	9%	38%	Strengthened			50 TELCO->	50 TELCO->					
7 Days - 10/27/23 to 11/03/23	CONSUMER DURABLES	41	-3%	10%	52%	Strengthened			41 CONS DURBL->	41 CONS DURBL->					
7 Days - 10/27/23 to 11/03/23	CONSUMER NON-DURABLES	80	-11%	5%	59%	Strengthened			80 CON N-DUR->	80 CON N-DUR->					
7 Days - 10/27/23 to 11/03/23	FOOD & BEVERAGE	67	-8%	4%	17%	Strengthened			67 FOOD BEV->	67 FOOD BEV->					
7 Days - 10/27/23 to 11/03/23	RETAIL	55	-9%	7%	25%	Strengthened				55 RETAIL->	55 RETAIL->				
7 Days - 10/27/23 to 11/03/23	SPECIALTY RETAIL	70	-19%	8%	24%	Strengthened			70 SPEC RETAIL->	70 SPEC RETAIL->	70 SPEC RETAIL->				
7 Days - 10/27/23 to 11/03/23	AUTOMOTIVE	62	-25%	7%	50%	Strengthened			62 AUTO->	62 AUTO->					
7 Days - 10/27/23 to 11/03/23	ENERGY	149	-45%	2%	14%	Strengthened					149 ENERGY->	149 ENERGY->			
7 Days - 10/27/23 to 11/03/23	MATERIALS & CONSTRUCTION	83	-13%	10%	40%	Strengthened				83 MTL CONST->	83 MTL CONST->				
7 Days - 10/27/23 to 11/03/23	METALS & MINING	68	-13%	3%	16%	Strengthened				68 METALS->	68 METALS->				
7 Days - 10/27/23 to 11/03/23	TRANSPORTATION	83	-23%	4%	21%	Strengthened				83 TRANSPORT					
7 Days - 10/27/23 to 11/03/23	DIVERSIFIED SERVICES	144	-16%	6%	31%	Strengthened				144 DIV SVC->	144 DIV SVC->				
7 Days - 10/27/23 to 11/03/23	HEALTH SERVICES	135	-17%	7%	30%	Strengthened			135 HEALTH SVC						
7 Days - 10/27/23 to 11/03/23	LEISURE	81	-14%	8%	27%	Strengthened			81 LEISURE->	81 LEISURE->					
7 Days - 10/27/23 to 11/03/23	MEDIA	56	-10%	12%	50%	Strengthened			56 MEDIA->	56 MEDIA->					
7 Days - 10/27/23 to 11/03/23	UTILITIES	80	-4%	7%	26%	Strengthened			80 UTILITIES->	80 UTILITIES->					
7 Days - 10/27/23 to 11/03/23	AEROSPACE/DEFENSE	29	-16%	7%	34%	Strengthened				29 AERO/DEF->	29 AERO/DEF->				
7 Days - 10/27/23 to 11/03/23	CHEMICALS	64	-7%	5%	21%	Strengthened			64 CHEMICALS->	64 CHEMICALS->					
7 Days - 10/27/23 to 11/03/23	DRUGS	260	-27%	13%	73%	Strengthened			260 DRUGS->	260 DRUGS->					
7 Days - 10/27/23 to 11/03/23	MANUFACTURING	125	-20%	6%	36%	Strengthened			125 MFG->	125 MFG->					
7 Days - 10/27/23 to 11/03/23	WHOLESALE	36	-20%	6%	42%	Strengthened			36 WHOLESALE->	36 WHOLESALE->	36 WHOLESALE->				

Current:

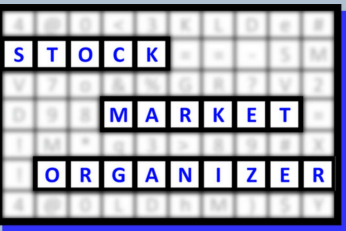
Length - Begin/End	Industry	#	Min	Avg	Max	Status	9Weakest	8VWeak	7Weaker	6Weak	5Avg	4Strong	3Stronger	2VStrong	1Strongest
7 Days - 11/03/23 to 11/10/23	BANKING	283	-17%	-3%	13%	Weakened				283 BANKING					
7 Days - 11/03/23 to 11/10/23	FINANCIAL SERVICES	129	-38%	-2%	8%	Weakened				<-FIN SVC 129	<-FIN SVC 129				
7 Days - 11/03/23 to 11/10/23	INSURANCE	89	-36%	-1%	21%	Weakened					<-INSURANCE 89	<-INSURANCE 89			
7 Days - 11/03/23 to 11/10/23	REAL ESTATE	190	-25%	-4%	15%	Weakened			<-REAL ESTATE 190	<-REAL ESTATE 190					
7 Days - 11/03/23 to 11/10/23	COMPUTER HARDWARE	32	-17%	-1%	10%	Unchanged					32 HARDWARE				
7 Days - 11/03/23 to 11/10/23	COMPUTER SOFTWARE & SERVICES	199	-57%	0%	52%	Unchanged					199 SOFTWARE				
7 Days - 11/03/23 to 11/10/23	ELECTRONICS	122	-59%	-1%	14%	Unchanged				122 ELECTRNCS					
7 Days - 11/03/23 to 11/10/23	INTERNET	41	-56%	-1%	22%	Weakened					41 INTERNET				
7 Days - 11/03/23 to 11/10/23	TELECOMMUNICATIONS	50	-35%	-3%	26%	Weakened				50 TELCO					
7 Days - 11/03/23 to 11/10/23	CONSUMER DURABLES	41	-41%	-5%	13%	Weakened				41 CONS DURBL					
7 Days - 11/03/23 to 11/10/23	CONSUMER NON-DURABLES	80	-35%	-1%	26%	Weakened				80 CON N-DUR					
7 Days - 11/03/23 to 11/10/23	FOOD & BEVERAGE	66	-9%	-1%	15%	Unchanged				66 FOOD BEV					
7 Days - 11/03/23 to 11/10/23	RETAIL	55	-27%	-3%	5%	Weakened				<-RETAIL 55	<-RETAIL 55				
7 Days - 11/03/23 to 11/10/23	SPECIALTY RETAIL	70	-17%	-4%	17%	Weakened				<-SPEC RETAIL 70	<-SPEC RETAIL 70				
7 Days - 11/03/23 to 11/10/23	AUTOMOTIVE	62	-18%	-4%	11%	Weakened				62 AUTO					
7 Days - 11/03/23 to 11/10/23	ENERGY	148	-36%	-5%	11%	Weakened				<-ENERGY 148	<-ENERGY 148	<-ENERGY 148			
7 Days - 11/03/23 to 11/10/23	MATERIALS & CONSTRUCTION	83	-80%	-1%	20%	Unchanged				83 MTL CONST					
7 Days - 11/03/23 to 11/10/23	METALS & MINING	68	-18%	-4%	44%	Weakened				<-METALS 68	<-METALS 68				
7 Days - 11/03/23 to 11/10/23	TRANSPORTATION	83	-27%	-3%	8%	Weakened				83 TRANSPORT					
7 Days - 11/03/23 to 11/10/23	DIVERSIFIED SERVICES	144	-37%	0%	36%	Unchanged					144 DIV SVC				
7 Days - 11/03/23 to 11/10/23	HEALTH SERVICES	135	-46%	-5%	35%	Weakened			135 HEALTH SVC						
7 Days - 11/03/23 to 11/10/23	LEISURE	81	-21%	1%	107%	Unchanged				81 LEISURE					
7 Days - 11/03/23 to 11/10/23	MEDIA	56	-62%	-6%	10%	Weakened				56 MEDIA					
7 Days - 11/03/23 to 11/10/23	UTILITIES	80	-40%	-4%	20%	Weakened			<-UTILITIES 80	<-UTILITIES 80					
7 Days - 11/03/23 to 11/10/23	AEROSPACE/DEFENSE	29	-8%	1%	26%	Weakened					29 AERO/DEF				
7 Days - 11/03/23 to 11/10/23	CHEMICALS	64	-32%	-3%	12%	Weakened				64 CHEMICALS					
7 Days - 11/03/23 to 11/10/23	DRUGS	256	-56%	-7%	33%	Weakened			<-DRUGS 256	<-DRUGS 256					
7 Days - 11/03/23 to 11/10/23	MANUFACTURING	125	-25%	-1%	24%	Weakened				125 MFG					
7 Days - 11/03/23 to 11/10/23	WHOLESALE	36	-13%	-1%	4%	Weakened				36 WHOLESALE					

Green Highlight: Strengthened

Red Highlight: Weakened

No Highlight: Unchanged

2



10-Week Industry Strength Report

November 10, 2023

Instructions: Scroll page-by-page to see the 10-week week-by-week strengthening and weakening by industry (most recent week first)

Preceding Week 3:

Length - Begin/End	Industry	#	Min	Avg	Max	Status	9Weakest	8VWeak	7Weaker	6Weak	5Avg	4Strong	3Stronger	2VStrong	1Strongest
7 Days - 10/20/23 to 10/27/23	BANKING	283	-18%	-3%	24%	Unchanged			283 BANKING						
7 Days - 10/20/23 to 10/27/23	FINANCIAL SERVICES	129	-14%	-2%	14%	Weakened			<-FIN SVC 129	<-FIN SVC 129					
7 Days - 10/20/23 to 10/27/23	INSURANCE	89	-19%	-1%	11%	Unchanged				89 INSURANCE					
7 Days - 10/20/23 to 10/27/23	REAL ESTATE	190	-16%	-3%	11%	Unchanged			190 REAL ESTATE						
7 Days - 10/20/23 to 10/27/23	COMPUTER HARDWARE	32	-34%	-3%	11%	Unchanged				32 HARDWARE					
7 Days - 10/20/23 to 10/27/23	COMPUTER SOFTWARE & SERVICES	200	-16%	-4%	25%	Weakened				200 SOFTWARE					
7 Days - 10/20/23 to 10/27/23	ELECTRONICS	122	-26%	-4%	26%	Weakened			<-ELECTRNCS 122	<-ELECTRNCS 122					
7 Days - 10/20/23 to 10/27/23	INTERNET	41	-14%	-3%	32%	Weakened				41 INTERNET					
7 Days - 10/20/23 to 10/27/23	TELECOMMUNICATIONS	50	-24%	-4%	17%	Weakened			50 TELCO						
7 Days - 10/20/23 to 10/27/23	CONSUMER DURABLES	41	-24%	-5%	7%	Weakened			<-CONS DURBLS 41	<-CONS DURBLS 41					
7 Days - 10/20/23 to 10/27/23	CONSUMER NON-DURABLES	80	-16%	-2%	16%	Weakened			80 CON N-DUR						
7 Days - 10/20/23 to 10/27/23	FOOD & BEVERAGE	67	-13%	0%	11%	Unchanged			67 FOOD BEV						
7 Days - 10/20/23 to 10/27/23	RETAIL	55	-32%	-3%	4%	Weakened				55 RETAIL					
7 Days - 10/20/23 to 10/27/23	SPECIALTY RETAIL	70	-14%	-4%	13%	Weakened			<-SPEC RETAIL 70	<-SPEC RETAIL 70					
7 Days - 10/20/23 to 10/27/23	AUTOMOTIVE	62	-23%	-4%	10%	Weakened			62 AUTO						
7 Days - 10/20/23 to 10/27/23	ENERGY	150	-22%	-3%	6%	Weakened				<-ENERGY 150	<-ENERGY 150				
7 Days - 10/20/23 to 10/27/23	MATERIALS & CONSTRUCTION	83	-45%	-2%	15%	Unchanged				83 MTL CONST					
7 Days - 10/20/23 to 10/27/23	METALS & MINING	68	-15%	-1%	10%	Weakened				68 METALS					
7 Days - 10/20/23 to 10/27/23	TRANSPORTATION	83	-19%	-3%	16%	Weakened				83 TRANSPORT					
7 Days - 10/20/23 to 10/27/23	DIVERSIFIED SERVICES	144	-33%	-2%	44%	Weakened				144 DIV SVC					
7 Days - 10/20/23 to 10/27/23	HEALTH SERVICES	135	-29%	-4%	14%	Weakened			135 HEALTH SVC						
7 Days - 10/20/23 to 10/27/23	LEISURE	82	-12%	-2%	7%	Weakened			82 LEISURE						
7 Days - 10/20/23 to 10/27/23	MEDIA	56	-15%	-4%	6%	Weakened			56 MEDIA						
7 Days - 10/20/23 to 10/27/23	UTILITIES	80	-13%	0%	23%	Unchanged			80 UTILITIES						
7 Days - 10/20/23 to 10/27/23	AEROSPACE/DEFENSE	29	-16%	-1%	15%	Weakened				29 AERO/DEF					
7 Days - 10/20/23 to 10/27/23	CHEMICALS	64	-15%	-2%	6%	Weakened			64 CHEMICALS						
7 Days - 10/20/23 to 10/27/23	DRUGS	260	-33%	-4%	91%	Unchanged			260 DRUGS						
7 Days - 10/20/23 to 10/27/23	MANUFACTURING	125	-38%	-3%	9%	Weakened			<-MFG 125	<-MFG 125					
7 Days - 10/20/23 to 10/27/23	WHOLESALE	36	-8%	-1%	9%	Weakened				36 WHOLESALE					

Current:

Length - Begin/End	Industry	#	Min	Avg	Max	Status	9Weakest	8VWeak	7Weaker	6Weak	5Avg	4Strong	3Stronger	2VStrong	1Strongest
7 Days - 11/03/23 to 11/10/23	BANKING	283	-17%	-3%	13%	Weakened				283 BANKING					
7 Days - 11/03/23 to 11/10/23	FINANCIAL SERVICES	129	-38%	-2%	8%	Weakened				<-FIN SVC 129	<-FIN SVC 129				
7 Days - 11/03/23 to 11/10/23	INSURANCE	89	-36%	-1%	21%	Weakened				<-INSURANCE 89	<-INSURANCE 89				
7 Days - 11/03/23 to 11/10/23	REAL ESTATE	190	-25%	-4%	15%	Weakened			<-REAL ESTATE 190	<-REAL ESTATE 190					
7 Days - 11/03/23 to 11/10/23	COMPUTER HARDWARE	32	-17%	-1%	10%	Unchanged					32 HARDWARE				
7 Days - 11/03/23 to 11/10/23	COMPUTER SOFTWARE & SERVICES	199	-57%	0%	52%	Unchanged					199 SOFTWARE				
7 Days - 11/03/23 to 11/10/23	ELECTRONICS	122	-59%	-1%	14%	Unchanged				122 ELECTRNCS					
7 Days - 11/03/23 to 11/10/23	INTERNET	41	-56%	-1%	22%	Weakened				41 INTERNET					
7 Days - 11/03/23 to 11/10/23	TELECOMMUNICATIONS	50	-35%	-3%	26%	Weakened				50 TELCO					
7 Days - 11/03/23 to 11/10/23	CONSUMER DURABLES	41	-41%	-5%	13%	Weakened				41 CONS DURBLS					
7 Days - 11/03/23 to 11/10/23	CONSUMER NON-DURABLES	80	-35%	-1%	26%	Weakened				80 CON N-DUR					
7 Days - 11/03/23 to 11/10/23	FOOD & BEVERAGE	66	-9%	-1%	15%	Unchanged				66 FOOD BEV					
7 Days - 11/03/23 to 11/10/23	RETAIL	55	-27%	-3%	5%	Weakened				<-RETAIL 55	<-RETAIL 55				
7 Days - 11/03/23 to 11/10/23	SPECIALTY RETAIL	70	-17%	-4%	17%	Weakened			<-SPEC RETAIL 70	<-SPEC RETAIL 70					
7 Days - 11/03/23 to 11/10/23	AUTOMOTIVE	62	-18%	-4%	11%	Weakened				62 AUTO					
7 Days - 11/03/23 to 11/10/23	ENERGY	148	-36%	-5%	11%	Weakened				<-ENERGY 148	<-ENERGY 148	<-ENERGY 148			
7 Days - 11/03/23 to 11/10/23	MATERIALS & CONSTRUCTION	83	-80%	-1%	20%	Unchanged				83 MTL CONST					
7 Days - 11/03/23 to 11/10/23	METALS & MINING	68	-18%	-4%	44%	Weakened				<-METALS 68	<-METALS 68				
7 Days - 11/03/23 to 11/10/23	TRANSPORTATION	83	-27%	-3%	8%	Weakened				83 TRANSPORT					
7 Days - 11/03/23 to 11/10/23	DIVERSIFIED SERVICES	144	-37%	0%	36%	Unchanged					144 DIV SVC				
7 Days - 11/03/23 to 11/10/23	HEALTH SERVICES	135	-46%	-5%	35%	Weakened			135 HEALTH SVC						
7 Days - 11/03/23 to 11/10/23	LEISURE	81	-21%	1%	107%	Unchanged				81 LEISURE					
7 Days - 11/03/23 to 11/10/23	MEDIA	56	-62%	-6%	10%	Weakened				56 MEDIA					
7 Days - 11/03/23 to 11/10/23	UTILITIES	80	-40%	-4%	20%	Weakened			<-UTILITIES 80	<-UTILITIES 80					
7 Days - 11/03/23 to 11/10/23	AEROSPACE/DEFENSE	29	-8%	1%	26%	Weakened					29 AERO/DEF				
7 Days - 11/03/23 to 11/10/23	CHEMICALS	64	-32%	-3%	12%	Weakened				64 CHEMICALS					
7 Days - 11/03/23 to 11/10/23	DRUGS	256	-56%	-7%	33%	Weakened			<-DRUGS 256	<-DRUGS 256					
7 Days - 11/03/23 to 11/10/23	MANUFACTURING	125	-25%	-1%	24%	Weakened				125 MFG					
7 Days - 11/03/23 to 11/10/23	WHOLESALE	36	-13%	-1%	4%	Weakened				36 WHOLESALE					


Green Highlight: Strengthened

Red Highlight: Weakened

No Highlight: Unchanged

3

For educational purposes only. Not financial advice or a stock/investment recommendation.



10-Week Industry Strength Report

November 10, 2023

Instructions: Scroll page-by-page to see the 10-week week-by-week strengthening and weakening by industry (most recent week first)

Preceding Week 4:

Length - Begin/End	Industry	#	Min	Avg	Max	Status	9Weakest	8VWeak	7Weaker	6Weak	5Avg	4Strong	3Stronger	2VStrong	1Strongest
7 Days - 10/13/23 to 10/20/23	BANKING	283	-17%	-2%	9%	Unchanged			283 BANKING						
7 Days - 10/13/23 to 10/20/23	FINANCIAL SERVICES	129	-10%	-3%	5%	Weakened				129 FIN SVC					
7 Days - 10/13/23 to 10/20/23	INSURANCE	89	-11%	-2%	4%	Weakened				<-INSURANCE 89	<-INSURANCE 89				
7 Days - 10/13/23 to 10/20/23	REAL ESTATE	190	-16%	-3%	6%	Weakened			190 REAL ESTATE						
7 Days - 10/13/23 to 10/20/23	COMPUTER HARDWARE	32	-13%	-1%	5%	Weakened				<-HARDWARE 32	<-HARDWARE 32				
7 Days - 10/13/23 to 10/20/23	COMPUTER SOFTWARE & SERVICES	200	-41%	-2%	25%	Weakened				<-SOFTWARE 200	<-SOFTWARE 200				
7 Days - 10/13/23 to 10/20/23	ELECTRONICS	122	-25%	-1%	10%	Weakened				122 ELECTRNCS					
7 Days - 10/13/23 to 10/20/23	INTERNET	41	-8%	-1%	11%	Weakened				41 INTERNET					
7 Days - 10/13/23 to 10/20/23	TELECOMMUNICATIONS	50	-9%	-1%	16%	Weakened			<-TELCO 50	<-TELCO 50					
7 Days - 10/13/23 to 10/20/23	CONSUMER DURABLES	41	-26%	-1%	20%	Weakened				41 CONS DURBL					
7 Days - 10/13/23 to 10/20/23	CONSUMER NON-DURABLES	80	-11%	1%	19%	Unchanged			80 CON N-DUR						
7 Days - 10/13/23 to 10/20/23	FOOD & BEVERAGE	67	-21%	0%	7%	Strengthened			67 FOOD BEV						
7 Days - 10/13/23 to 10/20/23	RETAIL	55	-15%	-1%	20%	Weakened				55 RETAIL					
7 Days - 10/13/23 to 10/20/23	SPECIALTY RETAIL	70	-17%	-1%	21%	Unchanged				70 SPEC RETAIL					
7 Days - 10/13/23 to 10/20/23	AUTOMOTIVE	62	-21%	-4%	3%	Weakened			<-AUTO 62	<-AUTO 62					
7 Days - 10/13/23 to 10/20/23	ENERGY	150	-7%	0%	10%	Weakened						150 ENERGY			
7 Days - 10/13/23 to 10/20/23	MATERIALS & CONSTRUCTION	83	-25%	-4%	7%	Weakened				<-MTL CONST 83	<-MTL CONST 83				
7 Days - 10/13/23 to 10/20/23	METALS & MINING	68	-20%	-1%	19%	Unchanged				68 METALS					
7 Days - 10/13/23 to 10/20/23	TRANSPORTATION	83	-28%	-3%	7%	Weakened				83 TRANSPORT					
7 Days - 10/13/23 to 10/20/23	DIVERSIFIED SERVICES	144	-16%	-3%	13%	Weakened				144 DIV SVC					
7 Days - 10/13/23 to 10/20/23	HEALTH SERVICES	135	-15%	0%	17%	Unchanged			135 HEALTH SVC						
7 Days - 10/13/23 to 10/20/23	LEISURE	82	-10%	0%	14%	Unchanged			82 LEISURE						
7 Days - 10/13/23 to 10/20/23	MEDIA	56	-9%	-1%	21%	Weakened			<-MEDIA 56	<-MEDIA 56					
7 Days - 10/13/23 to 10/20/23	UTILITIES	80	-15%	-1%	7%	Unchanged			80 UTILITIES						
7 Days - 10/13/23 to 10/20/23	AEROSPACE/DEFENSE	29	-10%	0%	27%	Weakened				<-AERO/DEF 29	<-AERO/DEF 29				
7 Days - 10/13/23 to 10/20/23	CHEMICALS	64	-18%	-1%	8%	Weakened			64 CHEMICALS						
7 Days - 10/13/23 to 10/20/23	DRUGS	260	-70%	-4%	43%	Weakened			260 DRUGS						
7 Days - 10/13/23 to 10/20/23	MANUFACTURING	125	-31%	-1%	15%	Weakened				125 MFG					
7 Days - 10/13/23 to 10/20/23	WHOLESALE	36	-13%	-1%	4%	Weakened				<-WHOLESALE 36	<-WHOLESALE 36				

Current:

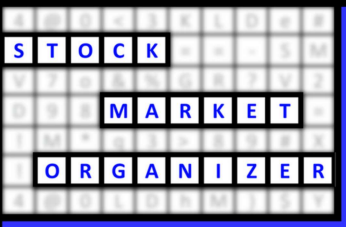
Length - Begin/End	Industry	#	Min	Avg	Max	Status	9Weakest	8VWeak	7Weaker	6Weak	5Avg	4Strong	3Stronger	2VStrong	1Strongest
7 Days - 11/03/23 to 11/10/23	BANKING	283	-17%	-3%	13%	Weakened				283 BANKING					
7 Days - 11/03/23 to 11/10/23	FINANCIAL SERVICES	129	-38%	-2%	8%	Weakened				<-FIN SVC 129	<-FIN SVC 129				
7 Days - 11/03/23 to 11/10/23	INSURANCE	89	-36%	-1%	21%	Weakened				<-INSURANCE 89	<-INSURANCE 89				
7 Days - 11/03/23 to 11/10/23	REAL ESTATE	190	-25%	-4%	15%	Weakened			<-REAL ESTATE 190	<-REAL ESTATE 190					
7 Days - 11/03/23 to 11/10/23	COMPUTER HARDWARE	32	-17%	-1%	10%	Unchanged					32 HARDWARE				
7 Days - 11/03/23 to 11/10/23	COMPUTER SOFTWARE & SERVICES	199	-57%	0%	52%	Unchanged					199 SOFTWARE				
7 Days - 11/03/23 to 11/10/23	ELECTRONICS	122	-59%	-1%	14%	Unchanged				122 ELECTRNCS					
7 Days - 11/03/23 to 11/10/23	INTERNET	41	-56%	-1%	22%	Weakened				41 INTERNET					
7 Days - 11/03/23 to 11/10/23	TELECOMMUNICATIONS	50	-35%	-3%	26%	Weakened				50 TELCO					
7 Days - 11/03/23 to 11/10/23	CONSUMER DURABLES	41	-41%	-5%	13%	Weakened				41 CONS DURBL					
7 Days - 11/03/23 to 11/10/23	CONSUMER NON-DURABLES	80	-35%	-1%	26%	Weakened				80 CON N-DUR					
7 Days - 11/03/23 to 11/10/23	FOOD & BEVERAGE	66	-9%	-1%	15%	Unchanged				66 FOOD BEV					
7 Days - 11/03/23 to 11/10/23	RETAIL	55	-27%	-3%	5%	Weakened				<-RETAIL 55	<-RETAIL 55				
7 Days - 11/03/23 to 11/10/23	SPECIALTY RETAIL	70	-17%	-4%	17%	Weakened				<-SPEC RETAIL 70	<-SPEC RETAIL 70				
7 Days - 11/03/23 to 11/10/23	AUTOMOTIVE	62	-18%	-4%	11%	Weakened				62 AUTO					
7 Days - 11/03/23 to 11/10/23	ENERGY	148	-36%	-5%	20%	Weakened				<-ENERGY 148	<-ENERGY 148	<-ENERGY 148			
7 Days - 11/03/23 to 11/10/23	MATERIALS & CONSTRUCTION	83	-80%	-1%	11%	Unchanged				83 MTL CONST					
7 Days - 11/03/23 to 11/10/23	METALS & MINING	68	-18%	-4%	44%	Weakened				<-METALS 68	<-METALS 68				
7 Days - 11/03/23 to 11/10/23	TRANSPORTATION	83	-27%	-3%	8%	Weakened				83 TRANSPORT					
7 Days - 11/03/23 to 11/10/23	DIVERSIFIED SERVICES	144	-37%	0%	36%	Unchanged					144 DIV SVC				
7 Days - 11/03/23 to 11/10/23	HEALTH SERVICES	135	-46%	-5%	35%	Weakened			135 HEALTH SVC						
7 Days - 11/03/23 to 11/10/23	LEISURE	81	-21%	1%	107%	Unchanged				81 LEISURE					
7 Days - 11/03/23 to 11/10/23	MEDIA	56	-62%	-6%	10%	Weakened				56 MEDIA					
7 Days - 11/03/23 to 11/10/23	UTILITIES	80	-40%	-4%	20%	Weakened			<-UTILITIES 80	<-UTILITIES 80					
7 Days - 11/03/23 to 11/10/23	AEROSPACE/DEFENSE	29	-8%	1%	26%	Weakened					29 AERO/DEF				
7 Days - 11/03/23 to 11/10/23	CHEMICALS	64	-32%	-3%	12%	Weakened				64 CHEMICALS					
7 Days - 11/03/23 to 11/10/23	DRUGS	256	-56%	-7%	33%	Weakened			<-DRUGS 256	<-DRUGS 256					
7 Days - 11/03/23 to 11/10/23	MANUFACTURING	125	-25%	-1%	24%	Weakened				125 MFG					
7 Days - 11/03/23 to 11/10/23	WHOLESALE	36	-13%	-1%	4%	Weakened				36 WHOLESALE					

Green Highlight: Strengthened

Red Highlight: Weakened

No Highlight: Unchanged

4



10-Week Industry Strength Report

November 10, 2023

Instructions: Scroll page-by-page to see the 10-week week-by-week strengthening and weakening by industry (most recent week first)

Preceding Week 5:

Length - Begin/End	Industry	#	Min	Avg	Max	Status	9Weakest	8VWeak	7Weaker	6Week	5Avg	4Strong	3Stronger	2VStrong	1Strongest
7 Days - 10/06/23 to 10/13/23	BANKING	283	-11%	-2%	11%	Unchanged			283 BANKING						
7 Days - 10/06/23 to 10/13/23	FINANCIAL SERVICES	129	-23%	-1%	8%	Weakened				129 FIN SVC					
7 Days - 10/06/23 to 10/13/23	INSURANCE	89	-10%	0%	15%	Weakened					89 INSURANCE				
7 Days - 10/06/23 to 10/13/23	REAL ESTATE	190	-13%	0%	14%	Unchanged			190 REAL ESTATE						
7 Days - 10/06/23 to 10/13/23	COMPUTER HARDWARE	32	-12%	-2%	6%	Strengthened				32 HARDWARE->	32 HARDWARE->				
7 Days - 10/06/23 to 10/13/23	COMPUTER SOFTWARE & SERVICES	201	-43%	-3%	16%	Weakened					201 SOFTWARE				
7 Days - 10/06/23 to 10/13/23	ELECTRONICS	122	-46%	-2%	11%	Unchanged				122 ELECTRNCS					
7 Days - 10/06/23 to 10/13/23	INTERNET	41	-20%	-3%	8%	Weakened				<-INTERNET 41	<-INTERNET 41				
7 Days - 10/06/23 to 10/13/23	TELECOMMUNICATIONS	50	-14%	-1%	26%	Strengthened			50 TELCO->	50 TELCO->					
7 Days - 10/06/23 to 10/13/23	CONSUMER DURABLES	41	-12%	-2%	9%	Unchanged				41 CONS DURBL					
7 Days - 10/06/23 to 10/13/23	CONSUMER NON-DURABLES	80	-9%	-1%	10%	Weakened			<-CON N-DUR 80	<-CON N-DUR 80					
7 Days - 10/06/23 to 10/13/23	FOOD & BEVERAGE	67	-13%	-1%	17%	Weakened			67 FOOD BEV						
7 Days - 10/06/23 to 10/13/23	RETAIL	55	-14%	0%	38%	Unchanged				55 RETAIL					
7 Days - 10/06/23 to 10/13/23	SPECIALTY RETAIL	70	-17%	-1%	21%	Unchanged				70 SPEC RETAIL					
7 Days - 10/06/23 to 10/13/23	AUTOMOTIVE	62	-21%	-2%	7%	Weakened				62 AUTO					
7 Days - 10/06/23 to 10/13/23	ENERGY	150	-7%	6%	18%	Strengthened					150 ENERGY->	150 ENERGY->			
7 Days - 10/06/23 to 10/13/23	MATERIALS & CONSTRUCTION	83	-12%	-2%	18%	Unchanged					83 MTL CONST				
7 Days - 10/06/23 to 10/13/23	METALS & MINING	68	-24%	2%	21%	Strengthened				68 METALS					
7 Days - 10/06/23 to 10/13/23	TRANSPORTATION	83	-8%	0%	19%	Unchanged				83 TRANSPORT					
7 Days - 10/06/23 to 10/13/23	DIVERSIFIED SERVICES	144	-17%	-1%	33%	Unchanged				144 DIV SVC					
7 Days - 10/06/23 to 10/13/23	HEALTH SERVICES	135	-47%	-6%	21%	Weakened			135 HEALTH SVC						
7 Days - 10/06/23 to 10/13/23	LEISURE	82	-13%	-2%	7%	Weakened			82 LEISURE						
7 Days - 10/06/23 to 10/13/23	MEDIA	56	-14%	0%	12%	Weakened				56 MEDIA					
7 Days - 10/06/23 to 10/13/23	UTILITIES	80	-8%	2%	18%	Unchanged			80 UTILITIES						
7 Days - 10/06/23 to 10/13/23	AEROSPACE/DEFENSE	29	-5%	3%	20%	Strengthened				29 AERO/DEF->	29 AERO/DEF->				
7 Days - 10/06/23 to 10/13/23	CHEMICALS	64	-17%	-2%	8%	Weakened			<-CHEMICALS 64	<-CHEMICALS 64					
7 Days - 10/06/23 to 10/13/23	DRUGS	260	-71%	-4%	28%	Unchanged			260 DRUGS						
7 Days - 10/06/23 to 10/13/23	MANUFACTURING	126	-25%	-2%	15%	Weakened				126 MFG					
7 Days - 10/06/23 to 10/13/23	WHOLESALE	36	-8%	0%	22%	Unchanged				36 WHOLESALE					

Current:

Length - Begin/End	Industry	#	Min	Avg	Max	Status	9Weakest	8VWeak	7Weaker	6Week	5Avg	4Strong	3Stronger	2VStrong	1Strongest
7 Days - 11/03/23 to 11/10/23	BANKING	283	-17%	-3%	13%	Weakened				283 BANKING					
7 Days - 11/03/23 to 11/10/23	FINANCIAL SERVICES	129	-38%	-2%	8%	Weakened				<-FIN SVC 129	<-FIN SVC 129				
7 Days - 11/03/23 to 11/10/23	INSURANCE	89	-36%	-1%	21%	Weakened					<-INSURANCE 89	<-INSURANCE 89			
7 Days - 11/03/23 to 11/10/23	REAL ESTATE	190	-25%	-4%	15%	Weakened			<-REAL ESTATE 190	<-REAL ESTATE 190					
7 Days - 11/03/23 to 11/10/23	COMPUTER HARDWARE	32	-17%	-1%	10%	Unchanged					32 HARDWARE				
7 Days - 11/03/23 to 11/10/23	COMPUTER SOFTWARE & SERVICES	199	-57%	0%	52%	Unchanged					199 SOFTWARE				
7 Days - 11/03/23 to 11/10/23	ELECTRONICS	122	-59%	-1%	14%	Unchanged				122 ELECTRNCS					
7 Days - 11/03/23 to 11/10/23	INTERNET	41	-56%	-1%	22%	Weakened					41 INTERNET				
7 Days - 11/03/23 to 11/10/23	TELECOMMUNICATIONS	50	-35%	-3%	26%	Weakened				50 TELCO					
7 Days - 11/03/23 to 11/10/23	CONSUMER DURABLES	41	-41%	-5%	13%	Weakened				41 CONS DURBL					
7 Days - 11/03/23 to 11/10/23	CONSUMER NON-DURABLES	80	-35%	-1%	26%	Weakened				80 CON N-DUR					
7 Days - 11/03/23 to 11/10/23	FOOD & BEVERAGE	66	-9%	-1%	15%	Unchanged				66 FOOD BEV					
7 Days - 11/03/23 to 11/10/23	RETAIL	55	-27%	-3%	5%	Weakened				<-RETAIL 55	<-RETAIL 55				
7 Days - 11/03/23 to 11/10/23	SPECIALTY RETAIL	70	-17%	-4%	17%	Weakened				<-SPEC RETAIL 70	<-SPEC RETAIL 70				
7 Days - 11/03/23 to 11/10/23	AUTOMOTIVE	62	-18%	-4%	11%	Weakened				62 AUTO					
7 Days - 11/03/23 to 11/10/23	ENERGY	148	-36%	-5%	11%	Weakened				<-ENERGY 148	<-ENERGY 148	<-ENERGY 148			
7 Days - 11/03/23 to 11/10/23	MATERIALS & CONSTRUCTION	83	-80%	-1%	20%	Unchanged					83 MTL CONST				
7 Days - 11/03/23 to 11/10/23	METALS & MINING	68	-18%	-4%	44%	Weakened				<-METALS 68	<-METALS 68				
7 Days - 11/03/23 to 11/10/23	TRANSPORTATION	83	-27%	-3%	8%	Weakened				83 TRANSPORT					
7 Days - 11/03/23 to 11/10/23	DIVERSIFIED SERVICES	144	-37%	0%	36%	Unchanged					144 DIV SVC				
7 Days - 11/03/23 to 11/10/23	HEALTH SERVICES	135	-46%	-5%	35%	Weakened			135 HEALTH SVC						
7 Days - 11/03/23 to 11/10/23	LEISURE	81	-21%	1%	107%	Unchanged				81 LEISURE					
7 Days - 11/03/23 to 11/10/23	MEDIA	56	-62%	-6%	10%	Weakened				56 MEDIA					
7 Days - 11/03/23 to 11/10/23	UTILITIES	80	-40%	-4%	20%	Weakened			<-UTILITIES 80	<-UTILITIES 80					
7 Days - 11/03/23 to 11/10/23	AEROSPACE/DEFENSE	29	-8%	1%	26%	Weakened					29 AERO/DEF				
7 Days - 11/03/23 to 11/10/23	CHEMICALS	64	-32%	-3%	12%	Weakened				64 CHEMICALS					
7 Days - 11/03/23 to 11/10/23	DRUGS	256	-56%	-7%	33%	Weakened			<-DRUGS 256	<-DRUGS 256					
7 Days - 11/03/23 to 11/10/23	MANUFACTURING	125	-25%	-1%	24%	Weakened				125 MFG					
7 Days - 11/03/23 to 11/10/23	WHOLESALE	36	-13%	-1%	4%	Weakened				36 WHOLESALE					

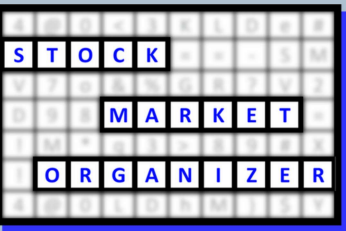
Green Highlight: Strengthened

Red Highlight: Weakened

No Highlight: Unchanged

5

For educational purposes only. Not financial advice or a stock/investment recommendation.



10-Week Industry Strength Report

November 10, 2023

Instructions: Scroll page-by-page to see the 10-week week-by-week strengthening and weakening by industry (most recent week first)

Preceding Week 6:

Length - Begin/End	Industry	#	Min	Avg	Max	Status	9Weakest	8VWeak	7Weaker	6Weak	5Avg	4Strong	3Stronger	2VStrong	1Strongest
7 Days - 09/29/23 to 10/06/23	BANKING	283	-11%	0%	17%	Unchanged			283 BANKING						
7 Days - 09/29/23 to 10/06/23	FINANCIAL SERVICES	129	-14%	-2%	12%	Unchanged				129 FIN SVC					
7 Days - 09/29/23 to 10/06/23	INSURANCE	89	-9%	0%	5%	Unchanged					89 INSURANCE				
7 Days - 09/29/23 to 10/06/23	REAL ESTATE	190	-32%	-4%	5%	Unchanged			190 REAL ESTATE						
7 Days - 09/29/23 to 10/06/23	COMPUTER HARDWARE	32	-21%	-2%	6%	Unchanged				32 HARDWARE					
7 Days - 09/29/23 to 10/06/23	COMPUTER SOFTWARE & SERVICES	201	-26%	-1%	12%	Strengthened					201 SOFTWARE				
7 Days - 09/29/23 to 10/06/23	ELECTRONICS	122	-20%	2%	8%	Weakened				122 ELECTRNCS					
7 Days - 09/29/23 to 10/06/23	INTERNET	41	-20%	-1%	11%	Strengthened				41 INTERNET->	41 INTERNET->				
7 Days - 09/29/23 to 10/06/23	TELECOMMUNICATIONS	50	-24%	-4%	23%	Unchanged			50 TELCO						
7 Days - 09/29/23 to 10/06/23	CONSUMER DURABLES	41	-22%	-4%	21%	Weakened				<-CONS DURBLS 41	<-CONS DURBLS 41				
7 Days - 09/29/23 to 10/06/23	CONSUMER NON-DURABLES	80	-23%	-4%	4%	Weakened				80 CON N-DUR					
7 Days - 09/29/23 to 10/06/23	FOOD & BEVERAGE	67	-22%	-4%	4%	Weakened			<-FOOD BEV 67	<-FOOD BEV 67					
7 Days - 09/29/23 to 10/06/23	RETAIL	55	-19%	-2%	11%	Unchanged				55 RETAIL					
7 Days - 09/29/23 to 10/06/23	SPECIALTY RETAIL	70	-11%	-3%	14%	Weakened				70 SPEC RETAIL					
7 Days - 09/29/23 to 10/06/23	AUTOMOTIVE	62	-14%	-3%	6%	Weakened				62 AUTO					
7 Days - 09/29/23 to 10/06/23	ENERGY	150	-32%	-5%	41%	Weakened					<-ENERGY 150	<-ENERGY 150			
7 Days - 09/29/23 to 10/06/23	MATERIALS & CONSTRUCTION	83	-22%	-2%	10%	Weakened					83 MTL CONST				
7 Days - 09/29/23 to 10/06/23	METALS & MINING	68	-32%	-3%	4%	Weakened				68 METALS					
7 Days - 09/29/23 to 10/06/23	TRANSPORTATION	83	-16%	-1%	11%	Unchanged				83 TRANSPORT					
7 Days - 09/29/23 to 10/06/23	DIVERSIFIED SERVICES	144	-20%	0%	42%	Strengthened				144 DIV SVC					
7 Days - 09/29/23 to 10/06/23	HEALTH SERVICES	135	-22%	-2%	13%	Unchanged			135 HEALTH SVC						
7 Days - 09/29/23 to 10/06/23	LEISURE	82	-29%	-1%	6%	Unchanged			82 LEISURE						
7 Days - 09/29/23 to 10/06/23	MEDIA	56	-16%	-1%	16%	Strengthened				56 MEDIA					
7 Days - 09/29/23 to 10/06/23	UTILITIES	80	-24%	-2%	9%	Unchanged			80 UTILITIES						
7 Days - 09/29/23 to 10/06/23	AEROSPACE/DEFENSE	29	-7%	0%	27%	Strengthened				29 AERO/DEF					
7 Days - 09/29/23 to 10/06/23	CHEMICALS	64	-15%	-4%	4%	Unchanged				64 CHEMICALS					
7 Days - 09/29/23 to 10/06/23	DRUGS	260	-36%	-2%	44%	Unchanged			260 DRUGS						
7 Days - 09/29/23 to 10/06/23	MANUFACTURING	126	-18%	-2%	5%	Unchanged				126 MFG					
7 Days - 09/29/23 to 10/06/23	WHOLESALE	36	-11%	-1%	20%	Unchanged				36 WHOLESALE					

Current:

Length - Begin/End	Industry	#	Min	Avg	Max	Status	9Weakest	8VWeak	7Weaker	6Weak	5Avg	4Strong	3Stronger	2VStrong	1Strongest
7 Days - 11/03/23 to 11/10/23	BANKING	283	-17%	-3%	13%	Weakened				283 BANKING					
7 Days - 11/03/23 to 11/10/23	FINANCIAL SERVICES	129	-38%	-2%	8%	Weakened				<-FIN SVC 129	<-FIN SVC 129				
7 Days - 11/03/23 to 11/10/23	INSURANCE	89	-36%	-1%	21%	Weakened					<-INSURANCE 89	<-INSURANCE 89			
7 Days - 11/03/23 to 11/10/23	REAL ESTATE	190	-25%	-4%	15%	Weakened			<-REAL ESTATE 190	<-REAL ESTATE 190					
7 Days - 11/03/23 to 11/10/23	COMPUTER HARDWARE	32	-17%	-1%	10%	Unchanged					32 HARDWARE				
7 Days - 11/03/23 to 11/10/23	COMPUTER SOFTWARE & SERVICES	199	-57%	0%	52%	Unchanged					199 SOFTWARE				
7 Days - 11/03/23 to 11/10/23	ELECTRONICS	122	-59%	-1%	14%	Unchanged				122 ELECTRNCS					
7 Days - 11/03/23 to 11/10/23	INTERNET	41	-56%	-1%	22%	Weakened					41 INTERNET				
7 Days - 11/03/23 to 11/10/23	TELECOMMUNICATIONS	50	-35%	-3%	26%	Weakened				50 TELCO					
7 Days - 11/03/23 to 11/10/23	CONSUMER DURABLES	41	-41%	-5%	13%	Weakened				41 CONS DURBLS					
7 Days - 11/03/23 to 11/10/23	CONSUMER NON-DURABLES	80	-35%	-1%	26%	Weakened				80 CON N-DUR					
7 Days - 11/03/23 to 11/10/23	FOOD & BEVERAGE	66	-9%	-1%	15%	Unchanged				66 FOOD BEV					
7 Days - 11/03/23 to 11/10/23	RETAIL	55	-27%	-3%	5%	Weakened				<-RETAIL 55	<-RETAIL 55				
7 Days - 11/03/23 to 11/10/23	SPECIALTY RETAIL	70	-17%	-4%	17%	Weakened				<-SPEC RETAIL 70	<-SPEC RETAIL 70				
7 Days - 11/03/23 to 11/10/23	AUTOMOTIVE	62	-18%	-4%	11%	Weakened				62 AUTO					
7 Days - 11/03/23 to 11/10/23	ENERGY	148	-36%	-5%	11%	Weakened				<-ENERGY 148	<-ENERGY 148	<-ENERGY 148			
7 Days - 11/03/23 to 11/10/23	MATERIALS & CONSTRUCTION	83	-80%	-1%	20%	Unchanged					83 MTL CONST				
7 Days - 11/03/23 to 11/10/23	METALS & MINING	68	-18%	-4%	44%	Weakened				<-METALS 68	<-METALS 68				
7 Days - 11/03/23 to 11/10/23	TRANSPORTATION	83	-27%	-3%	8%	Weakened				83 TRANSPORT					
7 Days - 11/03/23 to 11/10/23	DIVERSIFIED SERVICES	144	-37%	0%	36%	Unchanged					144 DIV SVC				
7 Days - 11/03/23 to 11/10/23	HEALTH SERVICES	135	-46%	-5%	35%	Weakened			135 HEALTH SVC						
7 Days - 11/03/23 to 11/10/23	LEISURE	81	-21%	1%	107%	Unchanged				81 LEISURE					
7 Days - 11/03/23 to 11/10/23	MEDIA	56	-62%	-6%	10%	Weakened				56 MEDIA					
7 Days - 11/03/23 to 11/10/23	UTILITIES	80	-40%	-4%	20%	Weakened			<-UTILITIES 80	<-UTILITIES 80					
7 Days - 11/03/23 to 11/10/23	AEROSPACE/DEFENSE	29	-8%	1%	26%	Weakened					29 AERO/DEF				
7 Days - 11/03/23 to 11/10/23	CHEMICALS	64	-32%	-3%	12%	Weakened				64 CHEMICALS					
7 Days - 11/03/23 to 11/10/23	DRUGS	256	-56%	-7%	33%	Weakened			<-DRUGS 256	<-DRUGS 256					
7 Days - 11/03/23 to 11/10/23	MANUFACTURING	125	-25%	-1%	24%	Weakened				125 MFG					
7 Days - 11/03/23 to 11/10/23	WHOLESALE	36	-13%	-1%	4%	Weakened				36 WHOLESALE					


Green Highlight: Strengthened

Red Highlight: Weakened

No Highlight: Unchanged

6

For educational purposes only. Not financial advice or a stock/investment recommendation.



10-Week Industry Strength Report

November 10, 2023

Instructions: Scroll page-by-page to see the 10-week week-by-week strengthening and weakening by industry (most recent week first)

Preceding Week 7:

Length - Begin/End	Industry	#	Min	Avg	Max	Status	9Weakest	8VWeak	7Weaker	6Week	5Avg	4Strong	3Stronger	2VStrong	1Strongest
7 Days - 09/22/23 to 09/29/23	BANKING	283	-10%	0%	12%	Weakened			283 BANKING						
7 Days - 09/22/23 to 09/29/23	FINANCIAL SERVICES	129	-7%	1%	88%	Weakened				<-FIN SVC 129	<-FIN SVC 129				
7 Days - 09/22/23 to 09/29/23	INSURANCE	89	-9%	-2%	7%	Weakened					<-INSURANCE 89	<-INSURANCE 89			
7 Days - 09/22/23 to 09/29/23	REAL ESTATE	190	-20%	-2%	8%	Weakened			190 REAL ESTATE						
7 Days - 09/22/23 to 09/29/23	COMPUTER HARDWARE	32	-10%	1%	16%	Unchanged				32 HARDWARE					
7 Days - 09/22/23 to 09/29/23	COMPUTER SOFTWARE & SERVICES	201	-15%	1%	22%	Unchanged					201 SOFTWARE				
7 Days - 09/22/23 to 09/29/23	ELECTRONICS	122	-6%	2%	18%	Strengthened				122 ELECTRNCS					
7 Days - 09/22/23 to 09/29/23	INTERNET	41	-5%	2%	31%	Strengthened				41 INTERNET					
7 Days - 09/22/23 to 09/29/23	TELECOMMUNICATIONS	50	-9%	-2%	6%	Weakened			<-TELCO 50	<-TELCO 50					
7 Days - 09/22/23 to 09/29/23	CONSUMER DURABLES	41	-4%	2%	22%	Strengthened				41 CONS DURBLS->	41 CONS DURBLS->				
7 Days - 09/22/23 to 09/29/23	CONSUMER NON-DURABLES	80	-9%	0%	8%	Unchanged				80 CON N-DUR					
7 Days - 09/22/23 to 09/29/23	FOOD & BEVERAGE	67	-6%	-2%	5%	Unchanged				67 FOOD BEV					
7 Days - 09/22/23 to 09/29/23	RETAIL	55	-9%	1%	15%	Unchanged				55 RETAIL					
7 Days - 09/22/23 to 09/29/23	SPECIALTY RETAIL	70	-8%	4%	70%	Strengthened				70 SPEC RETAIL					
7 Days - 09/22/23 to 09/29/23	AUTOMOTIVE	62	-9%	1%	14%	Strengthened				62 AUTO					
7 Days - 09/22/23 to 09/29/23	ENERGY	150	-8%	2%	17%	Strengthened						150 ENERGY			
7 Days - 09/22/23 to 09/29/23	MATERIALS & CONSTRUCTION	83	-6%	1%	28%	Strengthened					83 MTL CONST				
7 Days - 09/22/23 to 09/29/23	METALS & MINING	68	-12%	0%	23%	Strengthened				68 METALS					
7 Days - 09/22/23 to 09/29/23	TRANSPORTATION	83	-15%	1%	14%	Unchanged				83 TRANSPORT					
7 Days - 09/22/23 to 09/29/23	DIVERSIFIED SERVICES	144	-12%	0%	21%	Weakened				144 DIV SVC					
7 Days - 09/22/23 to 09/29/23	HEALTH SERVICES	135	-13%	0%	23%	Weakened			<-HEALTH SVC 135	<-HEALTH SVC 135					
7 Days - 09/22/23 to 09/29/23	LEISURE	82	-11%	0%	13%	Unchanged			82 LEISURE						
7 Days - 09/22/23 to 09/29/23	MEDIA	56	-18%	0%	13%	Unchanged				56 MEDIA					
7 Days - 09/22/23 to 09/29/23	UTILITIES	80	-39%	-6%	9%	Unchanged			80 UTILITIES						
7 Days - 09/22/23 to 09/29/23	AEROSPACE/DEFENSE	29	-28%	0%	6%	Unchanged				29 AERO/DEF					
7 Days - 09/22/23 to 09/29/23	CHEMICALS	64	-9%	1%	26%	Unchanged				64 CHEMICALS					
7 Days - 09/22/23 to 09/29/23	DRUGS	260	-38%	-1%	77%	Weakened			<-DRUGS 260	<-DRUGS 260					
7 Days - 09/22/23 to 09/29/23	MANUFACTURING	126	-14%	1%	9%	Unchanged				126 MFG					
7 Days - 09/22/23 to 09/29/23	WHOLESALE	36	-25%	0%	10%	Strengthened				36 WHOLESALE->	36 WHOLESALE->				

Current:

Length - Begin/End	Industry	#	Min	Avg	Max	Status	9Weakest	8VWeak	7Weaker	6Week	5Avg	4Strong	3Stronger	2VStrong	1Strongest
7 Days - 11/03/23 to 11/10/23	BANKING	283	-17%	-3%	13%	Weakened				283 BANKING					
7 Days - 11/03/23 to 11/10/23	FINANCIAL SERVICES	129	-38%	-2%	8%	Weakened				<-FIN SVC 129	<-FIN SVC 129				
7 Days - 11/03/23 to 11/10/23	INSURANCE	89	-36%	-1%	21%	Weakened					<-INSURANCE 89	<-INSURANCE 89			
7 Days - 11/03/23 to 11/10/23	REAL ESTATE	190	-25%	-4%	15%	Weakened			<-REAL ESTATE 190	<-REAL ESTATE 190					
7 Days - 11/03/23 to 11/10/23	COMPUTER HARDWARE	32	-17%	-1%	10%	Unchanged					32 HARDWARE				
7 Days - 11/03/23 to 11/10/23	COMPUTER SOFTWARE & SERVICES	199	-57%	0%	52%	Unchanged					199 SOFTWARE				
7 Days - 11/03/23 to 11/10/23	ELECTRONICS	122	-59%	-1%	14%	Unchanged				122 ELECTRNCS					
7 Days - 11/03/23 to 11/10/23	INTERNET	41	-56%	-1%	22%	Weakened				41 INTERNET					
7 Days - 11/03/23 to 11/10/23	TELECOMMUNICATIONS	50	-35%	-3%	26%	Weakened				50 TELCO					
7 Days - 11/03/23 to 11/10/23	CONSUMER DURABLES	41	-41%	-5%	13%	Weakened				41 CONS DURBLS					
7 Days - 11/03/23 to 11/10/23	CONSUMER NON-DURABLES	80	-35%	-1%	26%	Weakened				80 CON N-DUR					
7 Days - 11/03/23 to 11/10/23	FOOD & BEVERAGE	66	-9%	-1%	15%	Unchanged				66 FOOD BEV					
7 Days - 11/03/23 to 11/10/23	RETAIL	55	-27%	-3%	5%	Weakened				<-RETAIL 55	<-RETAIL 55				
7 Days - 11/03/23 to 11/10/23	SPECIALTY RETAIL	70	-17%	-4%	17%	Weakened				<-SPEC RETAIL 70	<-SPEC RETAIL 70				
7 Days - 11/03/23 to 11/10/23	AUTOMOTIVE	62	-18%	-4%	11%	Weakened				62 AUTO					
7 Days - 11/03/23 to 11/10/23	ENERGY	148	-36%	-5%	21%	Weakened				<-ENERGY 148	<-ENERGY 148	<-ENERGY 148			
7 Days - 11/03/23 to 11/10/23	MATERIALS & CONSTRUCTION	83	-80%	-1%	20%	Unchanged					83 MTL CONST				
7 Days - 11/03/23 to 11/10/23	METALS & MINING	68	-18%	-4%	44%	Weakened				<-METALS 68	<-METALS 68				
7 Days - 11/03/23 to 11/10/23	TRANSPORTATION	83	-27%	-3%	8%	Weakened				83 TRANSPORT					
7 Days - 11/03/23 to 11/10/23	DIVERSIFIED SERVICES	144	-37%	0%	36%	Unchanged					144 DIV SVC				
7 Days - 11/03/23 to 11/10/23	HEALTH SERVICES	135	-46%	-5%	35%	Weakened			135 HEALTH SVC						
7 Days - 11/03/23 to 11/10/23	LEISURE	81	-21%	1%	107%	Unchanged				81 LEISURE					
7 Days - 11/03/23 to 11/10/23	MEDIA	56	-62%	-6%	10%	Weakened				56 MEDIA					
7 Days - 11/03/23 to 11/10/23	UTILITIES	80	-40%	-4%	20%	Weakened			<-UTILITIES 80	<-UTILITIES 80					
7 Days - 11/03/23 to 11/10/23	AEROSPACE/DEFENSE	29	-8%	1%	26%	Weakened					29 AERO/DEF				
7 Days - 11/03/23 to 11/10/23	CHEMICALS	64	-32%	-3%	12%	Weakened				64 CHEMICALS					
7 Days - 11/03/23 to 11/10/23	DRUGS	256	-56%	-7%	33%	Weakened			<-DRUGS 256	<-DRUGS 256					
7 Days - 11/03/23 to 11/10/23	MANUFACTURING	125	-25%	-1%	24%	Weakened				125 MFG					
7 Days - 11/03/23 to 11/10/23	WHOLESALE	36	-13%	-1%	4%	Weakened					36 WHOLESALE				

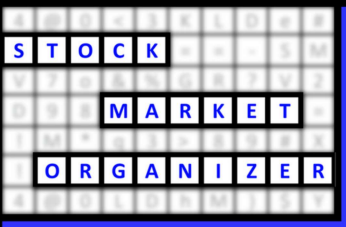
Green Highlight: Strengthened

Red Highlight: Weakened

No Highlight: Unchanged

7

For educational purposes only. Not financial advice or a stock/investment recommendation.



10-Week Industry Strength Report

November 10, 2023

Instructions: Scroll page-by-page to see the 10-week week-by-week strengthening and weakening by industry (most recent week first)

Preceding Week 8:

Length - Begin/End	Industry	#	Min	Avg	Max	Status	9Weakest	8VWeak	7Weaker	6Week	5Avg	4Strong	3Stronger	2VStrong	1Strongest
7 Days - 09/15/23 to 09/22/23	BANKING	283	-16%	-4%	20%	Weakened			283 BANKING						
7 Days - 09/15/23 to 09/22/23	FINANCIAL SERVICES	129	-17%	-3%	6%	Weakened					129 FIN SVC				
7 Days - 09/15/23 to 09/22/23	INSURANCE	89	-9%	-1%	6%	Weakened						89 INSURANCE			
7 Days - 09/15/23 to 09/22/23	REAL ESTATE	190	-22%	-5%	4%	Weakened			<REAL ESTATE 190	<REAL ESTATE 190	<REAL ESTATE 190				
7 Days - 09/15/23 to 09/22/23	COMPUTER HARDWARE	32	-10%	-3%	4%	Weakened				<HARDWARE 32	<HARDWARE 32				
7 Days - 09/15/23 to 09/22/23	COMPUTER SOFTWARE & SERVICES	201	-20%	-3%	20%	Weakened					201 SOFTWARE				
7 Days - 09/15/23 to 09/22/23	ELECTRONICS	122	-17%	-3%	17%	Weakened				122 ELECTRNCS					
7 Days - 09/15/23 to 09/22/23	INTERNET	41	-25%	-3%	6%	Weakened				<INTERNET 41	<INTERNET 41				
7 Days - 09/15/23 to 09/22/23	TELECOMMUNICATIONS	50	-16%	-2%	4%	Weakened				50 TELCO					
7 Days - 09/15/23 to 09/22/23	CONSUMER DURABLES	41	-12%	-1%	25%	Weakened				<CONS DURBLS 41	<CONS DURBLS 41				
7 Days - 09/15/23 to 09/22/23	CONSUMER NON-DURABLES	80	-16%	-3%	5%	Weakened				80 CON N-DUR					
7 Days - 09/15/23 to 09/22/23	FOOD & BEVERAGE	67	-12%	-2%	5%	Weakened				67 FOOD BEV					
7 Days - 09/15/23 to 09/22/23	RETAIL	55	-21%	-4%	6%	Weakened				<RETAIL 55	<RETAIL 55				
7 Days - 09/15/23 to 09/22/23	SPECIALTY RETAIL	70	-20%	-3%	7%	Weakened				70 SPEC RETAIL					
7 Days - 09/15/23 to 09/22/23	AUTOMOTIVE	62	-28%	-3%	6%	Weakened				62 AUTO					
7 Days - 09/15/23 to 09/22/23	ENERGY	150	-11%	-2%	11%	Weakened						<ENERGY 150	<ENERGY 150		
7 Days - 09/15/23 to 09/22/23	MATERIALS & CONSTRUCTION	83	-13%	-3%	14%	Weakened					<MTL CONST 83	<MTL CONST 83			
7 Days - 09/15/23 to 09/22/23	METALS & MINING	68	-15%	-4%	6%	Weakened				<METALS 68	<METALS 68				
7 Days - 09/15/23 to 09/22/23	TRANSPORTATION	83	-14%	-1%	11%	Weakened				<TRANSPORT 83	<TRANSPORT 83				
7 Days - 09/15/23 to 09/22/23	DIVERSIFIED SERVICES	144	-20%	-3%	10%	Weakened				<DIV SVC 144	<DIV SVC 144				
7 Days - 09/15/23 to 09/22/23	HEALTH SERVICES	135	-26%	-4%	25%	Weakened				135 HEALTH SVC					
7 Days - 09/15/23 to 09/22/23	LEISURE	82	-19%	-5%	6%	Weakened			<LEISURE 82	<LEISURE 82					
7 Days - 09/15/23 to 09/22/23	MEDIA	56	-15%	-2%	22%	Weakened				56 MEDIA					
7 Days - 09/15/23 to 09/22/23	UTILITIES	80	-16%	-3%	10%	Weakened			80 UTILITIES						
7 Days - 09/15/23 to 09/22/23	AEROSPACE/DEFENSE	29	-17%	-3%	9%	Weakened				29 AERO/DEF					
7 Days - 09/15/23 to 09/22/23	CHEMICALS	64	-10%	-3%	4%	Weakened				<CHEMICALS 64	<CHEMICALS 64				
7 Days - 09/15/23 to 09/22/23	DRUGS	260	-43%	-6%	24%	Weakened				260 DRUGS					
7 Days - 09/15/23 to 09/22/23	MANUFACTURING	126	-19%	-3%	9%	Weakened				<MFG 126	<MFG 126				
7 Days - 09/15/23 to 09/22/23	WHOLESALE	36	-19%	-2%	4%	Weakened				<WHOLESALE 36	<WHOLESALE 36				

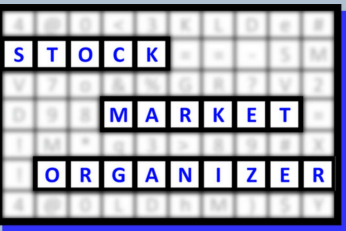
Current:

Length - Begin/End	Industry	#	Min	Avg	Max	Status	9Weakest	8VWeak	7Weaker	6Week	5Avg	4Strong	3Stronger	2VStrong	1Strongest
7 Days - 11/03/23 to 11/10/23	BANKING	283	-17%	-3%	13%	Weakened				283 BANKING					
7 Days - 11/03/23 to 11/10/23	FINANCIAL SERVICES	129	-38%	-2%	8%	Weakened				<FIN SVC 129	<FIN SVC 129				
7 Days - 11/03/23 to 11/10/23	INSURANCE	89	-36%	-1%	21%	Weakened					<INSURANCE 89	<INSURANCE 89			
7 Days - 11/03/23 to 11/10/23	REAL ESTATE	190	-25%	-4%	15%	Weakened			<REAL ESTATE 190	<REAL ESTATE 190					
7 Days - 11/03/23 to 11/10/23	COMPUTER HARDWARE	32	-17%	-1%	10%	Unchanged					32 HARDWARE				
7 Days - 11/03/23 to 11/10/23	COMPUTER SOFTWARE & SERVICES	199	-57%	0%	52%	Unchanged					199 SOFTWARE				
7 Days - 11/03/23 to 11/10/23	ELECTRONICS	122	-59%	-1%	14%	Unchanged				122 ELECTRNCS					
7 Days - 11/03/23 to 11/10/23	INTERNET	41	-56%	-1%	22%	Weakened					41 INTERNET				
7 Days - 11/03/23 to 11/10/23	TELECOMMUNICATIONS	50	-35%	-3%	26%	Weakened				50 TELCO					
7 Days - 11/03/23 to 11/10/23	CONSUMER DURABLES	41	-41%	-5%	13%	Weakened				41 CONS DURBLS					
7 Days - 11/03/23 to 11/10/23	CONSUMER NON-DURABLES	80	-35%	-1%	26%	Weakened				80 CON N-DUR					
7 Days - 11/03/23 to 11/10/23	FOOD & BEVERAGE	66	-9%	-1%	15%	Unchanged				66 FOOD BEV					
7 Days - 11/03/23 to 11/10/23	RETAIL	55	-27%	-3%	5%	Weakened				<RETAIL 55	<RETAIL 55				
7 Days - 11/03/23 to 11/10/23	SPECIALTY RETAIL	70	-17%	-4%	17%	Weakened				<SPEC RETAIL 70	<SPEC RETAIL 70				
7 Days - 11/03/23 to 11/10/23	AUTOMOTIVE	62	-18%	-4%	11%	Weakened				62 AUTO					
7 Days - 11/03/23 to 11/10/23	ENERGY	148	-36%	-5%	11%	Weakened				<ENERGY 148	<ENERGY 148	<ENERGY 148			
7 Days - 11/03/23 to 11/10/23	MATERIALS & CONSTRUCTION	83	-80%	-1%	20%	Unchanged					83 MTL CONST				
7 Days - 11/03/23 to 11/10/23	METALS & MINING	68	-18%	-4%	44%	Weakened				<METALS 68	<METALS 68				
7 Days - 11/03/23 to 11/10/23	TRANSPORTATION	83	-27%	-3%	8%	Weakened				83 TRANSPORT					
7 Days - 11/03/23 to 11/10/23	DIVERSIFIED SERVICES	144	-37%	0%	36%	Unchanged					144 DIV SVC				
7 Days - 11/03/23 to 11/10/23	HEALTH SERVICES	135	-46%	-5%	35%	Weakened			135 HEALTH SVC						
7 Days - 11/03/23 to 11/10/23	LEISURE	81	-21%	1%	107%	Unchanged				81 LEISURE					
7 Days - 11/03/23 to 11/10/23	MEDIA	56	-62%	-6%	10%	Weakened				56 MEDIA					
7 Days - 11/03/23 to 11/10/23	UTILITIES	80	-40%	-4%	20%	Weakened			<UTILITIES 80	<UTILITIES 80					
7 Days - 11/03/23 to 11/10/23	AEROSPACE/DEFENSE	29	-8%	1%	26%	Weakened					29 AERO/DEF				
7 Days - 11/03/23 to 11/10/23	CHEMICALS	64	-32%	-3%	12%	Weakened				64 CHEMICALS					
7 Days - 11/03/23 to 11/10/23	DRUGS	256	-56%	-7%	33%	Weakened			<DRUGS 256	<DRUGS 256					
7 Days - 11/03/23 to 11/10/23	MANUFACTURING	125	-25%	-1%	24%	Weakened				125 MFG					
7 Days - 11/03/23 to 11/10/23	WHOLESALE	36	-13%	-1%	4%	Weakened					36 WHOLESALE				

Green Highlight: Strengthened

Red Highlight: Weakened

No Highlight: Unchanged



10-Week Industry Strength Report

November 10, 2023

Instructions: Scroll page-by-page to see the 10-week week-by-week strengthening and weakening by industry (most recent week first)

Preceding Week 9:

Length - Begin/End	Industry	#	Min	Avg	Max	Status	9Weakest	8VWeak	7Weaker	6Week	5Avg	4Strong	3Stronger	2VStrong	1Strongest
7 Days - 09/08/23 to 09/15/23	BANKING	283	-10%	1%	12%	Unchanged	-	-	283 BANKING	-	-	-	-	-	-
7 Days - 09/08/23 to 09/15/23	FINANCIAL SERVICES	129	-13%	0%	9%	Unchanged	-	-	-	-	129 FIN SVC	-	-	-	-
7 Days - 09/08/23 to 09/15/23	INSURANCE	89	-7%	2%	7%	Strengthened	-	-	-	-	-	89 INSURANCE	-	-	-
7 Days - 09/08/23 to 09/15/23	REAL ESTATE	190	-11%	0%	10%	Strengthened	-	-	-	190 REAL ESTATE->	190 REAL ESTATE->	-	-	-	-
7 Days - 09/08/23 to 09/15/23	COMPUTER HARDWARE	32	-12%	-3%	4%	Weakened	-	-	-	-	-	32 HARDWARE	-	-	-
7 Days - 09/08/23 to 09/15/23	COMPUTER SOFTWARE & SERVICES	201	-16%	-2%	12%	Unchanged	-	-	-	-	-	201 SOFTWARE	-	-	-
7 Days - 09/08/23 to 09/15/23	ELECTRONICS	122	-17%	-1%	17%	Unchanged	-	-	-	122 ELECTRNCS	-	-	-	-	-
7 Days - 09/08/23 to 09/15/23	INTERNET	41	-21%	-1%	28%	Unchanged	-	-	-	-	41 INTERNET	-	-	-	-
7 Days - 09/08/23 to 09/15/23	TELECOMMUNICATIONS	50	-12%	1%	28%	Strengthened	-	-	-	50 TELCO	-	-	-	-	-
7 Days - 09/08/23 to 09/15/23	CONSUMER DURABLES	41	-7%	2%	21%	Unchanged	-	-	-	-	-	41 CONS DURBLS	-	-	-
7 Days - 09/08/23 to 09/15/23	CONSUMER NON-DURABLES	80	-8%	1%	19%	Unchanged	-	-	-	80 CON N-DUR	-	-	-	-	-
7 Days - 09/08/23 to 09/15/23	FOOD & BEVERAGE	67	-10%	1%	19%	Unchanged	-	-	-	67 FOOD BEV	-	-	-	-	-
7 Days - 09/08/23 to 09/15/23	RETAIL	55	-13%	0%	15%	Unchanged	-	-	-	-	55 RETAIL	-	-	-	-
7 Days - 09/08/23 to 09/15/23	SPECIALTY RETAIL	70	-19%	0%	14%	Weakened	-	-	-	<-SPEC RETAIL 70	<-SPEC RETAIL 70	-	-	-	-
7 Days - 09/08/23 to 09/15/23	AUTOMOTIVE	62	-9%	1%	14%	Strengthened	-	-	-	62 AUTO	-	-	-	-	-
7 Days - 09/08/23 to 09/15/23	ENERGY	151	-20%	0%	16%	Strengthened	-	-	-	-	-	151 ENERGY->	151 ENERGY->	-	-
7 Days - 09/08/23 to 09/15/23	MATERIALS & CONSTRUCTION	83	-17%	-2%	14%	Weakened	-	-	-	-	-	83 MTL CONST	-	-	-
7 Days - 09/08/23 to 09/15/23	METALS & MINING	68	-6%	6%	18%	Strengthened	-	-	-	-	68 METALS	-	-	-	-
7 Days - 09/08/23 to 09/15/23	TRANSPORTATION	83	-12%	0%	8%	Unchanged	-	-	-	-	83 TRANSPORT	-	-	-	-
7 Days - 09/08/23 to 09/15/23	DIVERSIFIED SERVICES	144	-34%	0%	10%	Unchanged	-	-	-	-	144 DIV SVC	-	-	-	-
7 Days - 09/08/23 to 09/15/23	HEALTH SERVICES	135	-29%	-1%	22%	Unchanged	-	-	-	135 HEALTH SVC	-	-	-	-	-
7 Days - 09/08/23 to 09/15/23	LEISURE	82	-16%	-1%	13%	Unchanged	-	-	-	82 LEISURE	-	-	-	-	-
7 Days - 09/08/23 to 09/15/23	MEDIA	56	-10%	2%	20%	Unchanged	-	-	-	56 MEDIA	-	-	-	-	-
7 Days - 09/08/23 to 09/15/23	UTILITIES	80	-11%	2%	7%	Strengthened	-	-	80 UTILITIES	-	-	-	-	-	-
7 Days - 09/08/23 to 09/15/23	AEROSPACE/DEFENSE	29	-11%	-1%	5%	Unchanged	-	-	-	29 AERO/DEF	-	-	-	-	-
7 Days - 09/08/23 to 09/15/23	CHEMICALS	64	-28%	1%	19%	Strengthened	-	-	-	64 CHEMICALS->	-	-	-	-	-
7 Days - 09/08/23 to 09/15/23	DRUGS	260	-36%	-1%	85%	Unchanged	-	-	-	260 DRUGS	-	-	-	-	-
7 Days - 09/08/23 to 09/15/23	MANUFACTURING	126	-13%	-1%	16%	Unchanged	-	-	-	-	126 MFG	-	-	-	-
7 Days - 09/08/23 to 09/15/23	WHOLESALE	36	-7%	0%	4%	Unchanged	-	-	-	-	36 WHOLESALE	-	-	-	-

Current:

Length - Begin/End	Industry	#	Min	Avg	Max	Status	9Weakest	8VWeak	7Weaker	6Week	5Avg	4Strong	3Stronger	2VStrong	1Strongest
7 Days - 11/03/23 to 11/10/23	BANKING	283	-17%	-3%	13%	Weakened	-	-	-	283 BANKING	-	-	-	-	-
7 Days - 11/03/23 to 11/10/23	FINANCIAL SERVICES	129	-38%	-2%	8%	Weakened	-	-	-	<-FIN SVC 129	<-FIN SVC 129	-	-	-	-
7 Days - 11/03/23 to 11/10/23	INSURANCE	89	-36%	-1%	21%	Weakened	-	-	-	-	<-INSURANCE 89	<-INSURANCE 89	-	-	-
7 Days - 11/03/23 to 11/10/23	REAL ESTATE	190	-25%	-4%	15%	Weakened	-	-	<-REAL ESTATE 190	<-REAL ESTATE 190	-	-	-	-	-
7 Days - 11/03/23 to 11/10/23	COMPUTER HARDWARE	32	-17%	-1%	10%	Unchanged	-	-	-	-	32 HARDWARE	-	-	-	-
7 Days - 11/03/23 to 11/10/23	COMPUTER SOFTWARE & SERVICES	199	-57%	0%	52%	Unchanged	-	-	-	-	199 SOFTWARE	-	-	-	-
7 Days - 11/03/23 to 11/10/23	ELECTRONICS	122	-59%	-1%	14%	Unchanged	-	-	-	122 ELECTRNCS	-	-	-	-	-
7 Days - 11/03/23 to 11/10/23	INTERNET	41	-56%	-1%	22%	Weakened	-	-	-	-	41 INTERNET	-	-	-	-
7 Days - 11/03/23 to 11/10/23	TELECOMMUNICATIONS	50	-35%	-3%	26%	Weakened	-	-	-	50 TELCO	-	-	-	-	-
7 Days - 11/03/23 to 11/10/23	CONSUMER DURABLES	41	-41%	-5%	13%	Weakened	-	-	-	-	41 CONS DURBLS	-	-	-	-
7 Days - 11/03/23 to 11/10/23	CONSUMER NON-DURABLES	80	-35%	-1%	26%	Weakened	-	-	-	80 CON N-DUR	-	-	-	-	-
7 Days - 11/03/23 to 11/10/23	FOOD & BEVERAGE	66	-9%	-1%	15%	Unchanged	-	-	-	66 FOOD BEV	-	-	-	-	-
7 Days - 11/03/23 to 11/10/23	RETAIL	55	-27%	-3%	5%	Weakened	-	-	-	<-RETAIL 55	<-RETAIL 55	-	-	-	-
7 Days - 11/03/23 to 11/10/23	SPECIALTY RETAIL	70	-17%	-4%	17%	Weakened	-	-	-	<-SPEC RETAIL 70	<-SPEC RETAIL 70	-	-	-	-
7 Days - 11/03/23 to 11/10/23	AUTOMOTIVE	62	-18%	-4%	11%	Weakened	-	-	-	62 AUTO	-	-	-	-	-
7 Days - 11/03/23 to 11/10/23	ENERGY	148	-36%	-5%	21%	Weakened	-	-	-	<-ENERGY 148	<-ENERGY 148	<-ENERGY 148	-	-	-
7 Days - 11/03/23 to 11/10/23	MATERIALS & CONSTRUCTION	83	-80%	-1%	20%	Unchanged	-	-	-	-	83 MTL CONST	-	-	-	-
7 Days - 11/03/23 to 11/10/23	METALS & MINING	68	-18%	-4%	44%	Weakened	-	-	-	<-METALS 68	<-METALS 68	-	-	-	-
7 Days - 11/03/23 to 11/10/23	TRANSPORTATION	83	-27%	-3%	8%	Weakened	-	-	-	83 TRANSPORT	-	-	-	-	-
7 Days - 11/03/23 to 11/10/23	DIVERSIFIED SERVICES	144	-37%	0%	36%	Unchanged	-	-	-	-	144 DIV SVC	-	-	-	-
7 Days - 11/03/23 to 11/10/23	HEALTH SERVICES	135	-46%	-5%	35%	Weakened	-	-	135 HEALTH SVC	-	-	-	-	-	-
7 Days - 11/03/23 to 11/10/23	LEISURE	81	-21%	1%	107%	Unchanged	-	-	-	81 LEISURE	-	-	-	-	-
7 Days - 11/03/23 to 11/10/23	MEDIA	56	-62%	-6%	10%	Weakened	-	-	-	56 MEDIA	-	-	-	-	-
7 Days - 11/03/23 to 11/10/23	UTILITIES	80	-40%	-4%	20%	Weakened	-	-	<-UTILITIES 80	<-UTILITIES 80	-	-	-	-	-
7 Days - 11/03/23 to 11/10/23	AEROSPACE/DEFENSE	29	-8%	1%	26%	Weakened	-	-	-	-	29 AERO/DEF	-	-	-	-
7 Days - 11/03/23 to 11/10/23	CHEMICALS	64	-32%	-3%	12%	Weakened	-	-	-	64 CHEMICALS	-	-	-	-	-
7 Days - 11/03/23 to 11/10/23	DRUGS	256	-56%	-7%	33%	Weakened	-	-	<-DRUGS 256	<-DRUGS 256	-	-	-	-	-
7 Days - 11/03/23 to 11/10/23	MANUFACTURING	125	-25%	-1%	24%	Weakened	-	-	-	125 MFG	-	-	-	-	-
7 Days - 11/03/23 to 11/10/23	WHOLESALE	36	-13%	-1%	4%	Weakened	-	-	-	-	36 WHOLESALE	-	-	-	-


Green Highlight: Strengthened

Red Highlight: Weakened

No Highlight: Unchanged

9

For educational purposes only. Not financial advice or a stock/investment recommendation.



10-Week Industry Strength Report

November 10, 2023

Instructions: Scroll page-by-page to see the 10-week week-by-week strengthening and weakening by industry (most recent week first)

Preceding Week 10:

Length - Begin/End	Industry	#	Min	Avg	Max	Status	9Weakest	8VWeak	7Weaker	6Weak	5Avg	4Strong	3Stronger	2VStrong	1Strongest
7 Days - 09/01/23 to 09/08/23	BANKING	283	-10%	-4%	3%	Weakened			<-BANKING 283	<-BANKING 283					
7 Days - 09/01/23 to 09/08/23	FINANCIAL SERVICES	129	-12%	-2%	8%	Weakened					<-FIN SVC 129	<-FIN SVC 129			
7 Days - 09/01/23 to 09/08/23	INSURANCE	89	-7%	-2%	4%	Weakened							89 INSURANCE		
7 Days - 09/01/23 to 09/08/23	REAL ESTATE	190	-20%	-2%	13%	Weakened				<-REAL ESTATE 190	<-REAL ESTATE 190				
7 Days - 09/01/23 to 09/08/23	COMPUTER HARDWARE	32	-11%	-2%	30%	Weakened					32 HARDWARE				
7 Days - 09/01/23 to 09/08/23	COMPUTER SOFTWARE & SERVICES	201	-25%	-2%	23%	Weakened					<-SOFTWARE 201	<-SOFTWARE 201			
7 Days - 09/01/23 to 09/08/23	ELECTRONICS	122	-25%	-6%	29%	Weakened				<-ELECTRNCS 122	<-ELECTRNCS 122				
7 Days - 09/01/23 to 09/08/23	INTERNET	41	-15%	-3%	6%	Weakened					41 INTERNET				
7 Days - 09/01/23 to 09/08/23	TELECOMMUNICATIONS	50	-20%	-5%	4%	Weakened				50 TELCO					
7 Days - 09/01/23 to 09/08/23	CONSUMER DURABLES	41	-19%	-6%	3%	Weakened					41 CONS DURBLs				
7 Days - 09/01/23 to 09/08/23	CONSUMER NON-DURABLES	80	-20%	-4%	17%	Weakened				<-CON N-DUR 80	<-CON N-DUR 80				
7 Days - 09/01/23 to 09/08/23	FOOD & BEVERAGE	67	-15%	-2%	8%	Weakened				67 FOOD BEV					
7 Days - 09/01/23 to 09/08/23	RETAIL	55	-21%	-3%	6%	Weakened					55 RETAIL				
7 Days - 09/01/23 to 09/08/23	SPECIALTY RETAIL	70	-29%	-6%	17%	Weakened					70 SPEC RETAIL				
7 Days - 09/01/23 to 09/08/23	AUTOMOTIVE	62	-23%	-5%	5%	Weakened				<-AUTO 62	<-AUTO 62				
7 Days - 09/01/23 to 09/08/23	ENERGY	151	-11%	0%	14%	Unchanged							151 ENERGY		
7 Days - 09/01/23 to 09/08/23	MATERIALS & CONSTRUCTION	83	-16%	-4%	9%	Weakened						<-MTL CONST 83	<-MTL CONST 83		
7 Days - 09/01/23 to 09/08/23	METALS & MINING	68	-19%	-4%	4%	Weakened					68 METALS				
7 Days - 09/01/23 to 09/08/23	TRANSPORTATION	83	-14%	-3%	25%	Weakened					83 TRANSPORT				
7 Days - 09/01/23 to 09/08/23	DIVERSIFIED SERVICES	144	-27%	-4%	13%	Weakened					144 DIV SVC				
7 Days - 09/01/23 to 09/08/23	HEALTH SERVICES	135	-18%	-5%	11%	Weakened				135 HEALTH SVC					
7 Days - 09/01/23 to 09/08/23	LEISURE	82	-17%	-3%	15%	Weakened				<-LEISURE 82	<-LEISURE 82				
7 Days - 09/01/23 to 09/08/23	MEDIA	56	-45%	-4%	11%	Weakened				56 MEDIA					
7 Days - 09/01/23 to 09/08/23	UTILITIES	80	-17%	-1%	7%	Unchanged			80 UTILITIES						
7 Days - 09/01/23 to 09/08/23	AEROSPACE/DEFENSE	29	-11%	-3%	16%	Weakened				<-AERO/DEF 29	<-AERO/DEF 29				
7 Days - 09/01/23 to 09/08/23	CHEMICALS	64	-12%	-4%	10%	Weakened				<-CHEMICALS 64	<-CHEMICALS 64				
7 Days - 09/01/23 to 09/08/23	DRUGS	260	-37%	-4%	16%	Weakened				260 DRUGS					
7 Days - 09/01/23 to 09/08/23	MANUFACTURING	126	-25%	-5%	12%	Weakened					<-MFG 126	<-MFG 126			
7 Days - 09/01/23 to 09/08/23	WHOLESALE	36	-10%	-4%	3%	Weakened					36 WHOLESALE				

Current:

Length - Begin/End	Industry	#	Min	Avg	Max	Status	9Weakest	8VWeak	7Weaker	6Weak	5Avg	4Strong	3Stronger	2VStrong	1Strongest
7 Days - 11/03/23 to 11/10/23	BANKING	283	-17%	-3%	13%	Weakened				283 BANKING					
7 Days - 11/03/23 to 11/10/23	FINANCIAL SERVICES	129	-38%	-2%	8%	Weakened				<-FIN SVC 129	<-FIN SVC 129				
7 Days - 11/03/23 to 11/10/23	INSURANCE	89	-36%	-1%	21%	Weakened					<-INSURANCE 89	<-INSURANCE 89			
7 Days - 11/03/23 to 11/10/23	REAL ESTATE	190	-25%	-4%	15%	Weakened			<-REAL ESTATE 190	<-REAL ESTATE 190					
7 Days - 11/03/23 to 11/10/23	COMPUTER HARDWARE	32	-17%	-1%	10%	Unchanged					32 HARDWARE				
7 Days - 11/03/23 to 11/10/23	COMPUTER SOFTWARE & SERVICES	199	-57%	0%	52%	Unchanged					199 SOFTWARE				
7 Days - 11/03/23 to 11/10/23	ELECTRONICS	122	-59%	-1%	14%	Unchanged				122 ELECTRNCS					
7 Days - 11/03/23 to 11/10/23	INTERNET	41	-56%	-1%	22%	Weakened					41 INTERNET				
7 Days - 11/03/23 to 11/10/23	TELECOMMUNICATIONS	50	-35%	-3%	26%	Weakened				50 TELCO					
7 Days - 11/03/23 to 11/10/23	CONSUMER DURABLES	41	-41%	-5%	13%	Weakened				41 CONS DURBLs					
7 Days - 11/03/23 to 11/10/23	CONSUMER NON-DURABLES	80	-35%	-1%	26%	Weakened				80 CON N-DUR					
7 Days - 11/03/23 to 11/10/23	FOOD & BEVERAGE	66	-9%	-1%	15%	Unchanged				66 FOOD BEV					
7 Days - 11/03/23 to 11/10/23	RETAIL	55	-27%	-3%	5%	Weakened				<-RETAIL 55	<-RETAIL 55				
7 Days - 11/03/23 to 11/10/23	SPECIALTY RETAIL	70	-17%	-4%	17%	Weakened				<-SPEC RETAIL 70	<-SPEC RETAIL 70				
7 Days - 11/03/23 to 11/10/23	AUTOMOTIVE	62	-18%	-4%	11%	Weakened				62 AUTO					
7 Days - 11/03/23 to 11/10/23	ENERGY	148	-36%	-5%	21%	Weakened				<-ENERGY 148	<-ENERGY 148	<-ENERGY 148			
7 Days - 11/03/23 to 11/10/23	MATERIALS & CONSTRUCTION	83	-80%	-1%	20%	Unchanged					83 MTL CONST				
7 Days - 11/03/23 to 11/10/23	METALS & MINING	68	-18%	-4%	44%	Weakened				<-METALS 68	<-METALS 68				
7 Days - 11/03/23 to 11/10/23	TRANSPORTATION	83	-27%	-3%	8%	Weakened				83 TRANSPORT					
7 Days - 11/03/23 to 11/10/23	DIVERSIFIED SERVICES	144	-37%	0%	36%	Unchanged					144 DIV SVC				
7 Days - 11/03/23 to 11/10/23	HEALTH SERVICES	135	-46%	-5%	35%	Weakened			135 HEALTH SVC						
7 Days - 11/03/23 to 11/10/23	LEISURE	81	-21%	1%	107%	Unchanged				81 LEISURE					
7 Days - 11/03/23 to 11/10/23	MEDIA	56	-62%	-6%	10%	Weakened				56 MEDIA					
7 Days - 11/03/23 to 11/10/23	UTILITIES	80	-40%	-4%	20%	Weakened			<-UTILITIES 80	<-UTILITIES 80					
7 Days - 11/03/23 to 11/10/23	AEROSPACE/DEFENSE	29	-8%	1%	26%	Weakened					29 AERO/DEF				
7 Days - 11/03/23 to 11/10/23	CHEMICALS	64	-32%	-3%	12%	Weakened				64 CHEMICALS					
7 Days - 11/03/23 to 11/10/23	DRUGS	256	-56%	-7%	33%	Weakened			<-DRUGS 256	<-DRUGS 256					
7 Days - 11/03/23 to 11/10/23	MANUFACTURING	125	-25%	-1%	24%	Weakened				125 MFG					
7 Days - 11/03/23 to 11/10/23	WHOLESALE	36	-13%	-1%	4%	Weakened					36 WHOLESALE				

Green Highlight: Strengthened

Red Highlight: Weakened

No Highlight: Unchanged

10

For educational purposes only. Not financial advice or a stock/investment recommendation.