



Industry Status: Transportation

1 week 10/18/23 to 10/25/23								
9Weakest	8VWeak	7Weaker	6Weak	5Avg	4Strong	3Stronger	2VStrong	1Strongest
.	.	.	<-TRANSPORT 83	<-TRANSPORT 83
.	.	<-AirDelv/Frt 11	<-AirDelv/Frt 11
.	.	.	<-Air Services 2	<-Air Services 2	<-Air Services 2	.	.	.
<-Major Airlines 4	<-Major Airlines 4
.	<-Railroads 8	<-Railroads 8
.	.	9 Reg'l Airlines
.
.	.	15 Trucking	.	.	34 Shipping	.	.	.
.

October 25, 2023

DOWN -1 to **WEAK** strength rating
(**6th** strongest of 9 levels)
previous move was **UP**

Shipping is Strong but Major Airlines are rated Weakest



Table of Contents

1	1. INDUSTRY OVERVIEW	
		1A. Performance
		1B. Background
2	2. SUB-INDUSTRIES AND STOCK DETAIL	
		2A. Sub-Industries Overview
		2B. Sub-Industries 10-Week Strengthening Analysis
		2C. Stocks 1 Week Strongest and Weakest
5	3. STRENGTH BY LOOKBACK PERIOD (with Best/Worst stocks)	
		3A. Lookback 3 Months
		3B. Lookback 4 weeks
		3C. Lookback 1 Week

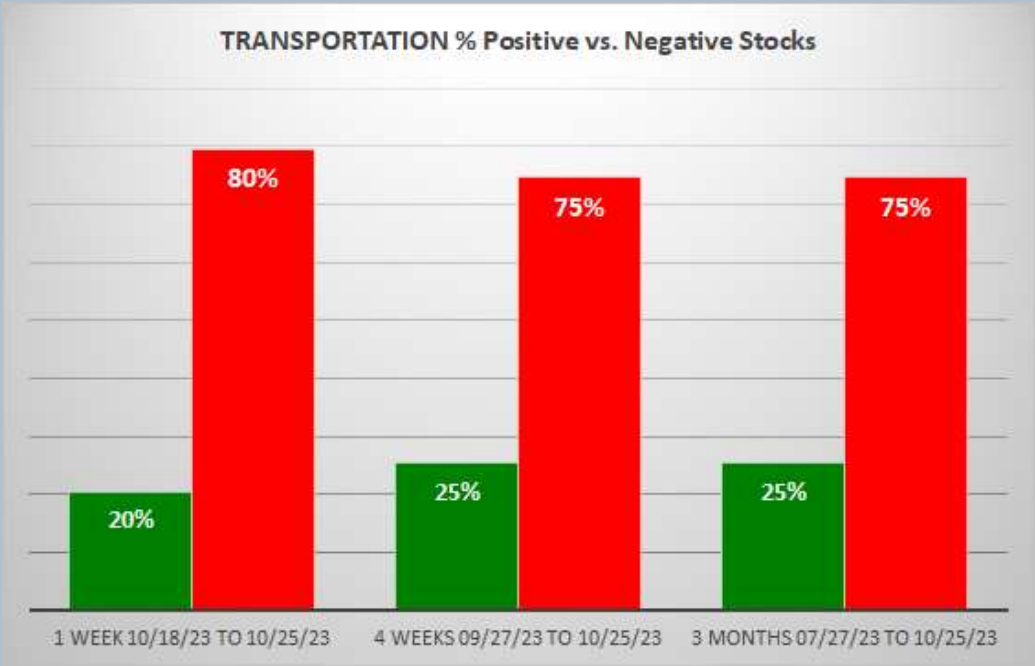
1. INDUSTRY OVERVIEW

1A. Performance

Past 10 Weeks Strengthening/Weakening week-by-week, per the following chart:

9Weakest	8VWeak	7Weaker	6Weak	5Avg	4Strong	3Stronger	2VStrong	1Strongest	Period
.	.	.	<-TRANSPORT 83	<-TRANSPORT 83	7 Days - 10/18/23 to 10/25/23
.	.	.	.	83 TRANSPORT	7 Days - 10/11/23 to 10/18/23
.	.	.	83 TRANSPORT->	83 TRANSPORT->	7 Days - 10/04/23 to 10/11/23
.	.	.	<-TRANSPORT 83	<-TRANSPORT 83	7 Days - 09/27/23 to 10/04/23
.	.	.	83 TRANSPORT->	83 TRANSPORT->	7 Days - 09/20/23 to 09/27/23
.	.	.	83 TRANSPORT	7 Days - 09/13/23 to 09/20/23
.	.	.	<-TRANSPORT 83	<-TRANSPORT 83	7 Days - 09/06/23 to 09/13/23
.	.	.	.	83 TRANSPORT	7 Days - 08/30/23 to 09/06/23
.	.	.	.	83 TRANSPORT	7 Days - 08/23/23 to 08/30/23
.	.	.	.	<-TRANSPORT 83	<-TRANSPORT 83	.	.	.	7 Days - 08/16/23 to 08/23/23

WEAKENING 1 Week vs. Mid- and Longer-Term // 1 week positive/negative stocks ratio is LOWER than both 4 weeks and 3 Months, per the following chart:



1B. Background

Largest of 7 sub-industries (83 stocks, average 12):

- * Shipping (34 stocks)
- * Trucking (15 stocks)
- * Air Delivery & Freight Service (11 stocks)
- * Regional Airlines (9 stocks)

Top 10 by Market Capitalization:

UPS/United Parcel Service Inc, UNP/Union Pacific Corp, CNI/Canadian Natl Railway, CP/Canadian Pacific Railway Ltd, CSX/Csx Corp, FDX/Fedex Corp, NSC/Norfolk Southern Corp, ODFL/Old Dominion Freight Lines Inc, DAL/Delta Air Lines Inc, ZTO/ZTO Express (Cayman) Inc

2. SUB-INDUSTRIES AND STOCKS DETAIL

2A. Sub-Industries Overview

Strengthened: 0/7 sub-industries

Weakened: 4/7 sub-industries

STRONGEST at Strong rating/4th strongest of 9 levels:

- * Shipping (34 stocks)

WEAKEST at Weakest rating/9th strongest of 9 levels:

- * Major Airlines (4 stocks)

Why: objective measurement of strengthening and weakening enabling comparison within and across industries and sub-industries

For educational purposes only. Not a stock or investment recommendation.

2C. Stocks 1 Week Strongest and Weakest

What: stocks currently rated Strongest/Weakest (highest/lowest of 9 strength ratings)

Why: most interesting stocks for available capital because

- the Strongest have the least amount of overhead supply to dampen breakouts while
- the Weakest may be prone to volatility, subject to big pops from bottom-fishing and short-covering BUT ALSO to bigger and faster falls.

(Not guaranteed and not a recommendation - weak stocks in weakening sub-industries may be better shorts than high-flyers.)

STOCK DETAIL (EDUCATIONAL PURPOSES ONLY/NOT FINANCIAL ADVICE)

										1 week 10/18/23 to 10/25/23								
Sub-Industry	Ticker	Company	ID1	ID2	% Chg	ID3	Status	1Weakest	2Weakest	3Weakest	4Weakest	5Avg	6Strong	7Stronger	8Stronger	9Strongest	10Strongest	11Strongest
TRANSPORTATION - Air Delivery & Freight Service	EURN	Euronav NV Antwerpen	15-79-69	81%	0%	8%	1Strongest											EURN
TRANSPORTATION - Air Delivery & Freight Service	ZTO	ZTO Express (Geyman) Inc	95-79-69	32%	0%	10%	9Weakest	ZTO										
TRANSPORTATION - Air Delivery & Freight Service	CHRW	C.H. Robinson Worldwide	95-79-69	38%	-1%	13%	9Weakest	CHRW										
TRANSPORTATION - Air Delivery & Freight Service	HUBG	Hub Group Inc	95-79-69	59%	-1%	10%	9Weakest	HUBG										
TRANSPORTATION - Air Delivery & Freight Service	UPS	United Parcel Service Inc	95-79-69	42%	-1%	16%	9Weakest	UPS										
TRANSPORTATION - Air Delivery & Freight Service	ATSG	Air Transport Services	99-79-69	25%	-7%	-9%	9Weakest	<--ATSG	<--ATSG									
TRANSPORTATION - Major Airlines	AAL	American Airlines Group Inc	95-99-69	7%	-3%	26%	9Weakest	AAL										
TRANSPORTATION - Major Airlines	UAL	United Airlines Holdings Inc	95-99-69	20%	-1%	27%	9Weakest	UAL										
TRANSPORTATION - Major Airlines	LUV	Southwest Airlines Co	95-99-69	0%	-1%	26%	9Weakest	LUV										
TRANSPORTATION - Major Airlines	DAL	Delta Air Lines Inc	99-99-69	28%	-1%	19%	9Weakest	<--DAL	<--DAL	<--DAL								
TRANSPORTATION - Railroads	CNI	Canadian Natl Railway	95-89-69	56%	1%	-9%	9Weakest	CNI										
TRANSPORTATION - Railroads	CP	Canadian Pacific Railway Ltd	95-89-69	70%	-2%	11%	9Weakest	CP										
TRANSPORTATION - Railroads	CSX	Cox Corp	95-89-69	63%	-3%	-5%	9Weakest	CSX										
TRANSPORTATION - Railroads	NSC	Norfolk Southern Corp	95-89-69	37%	-3%	14%	9Weakest	NSC										
TRANSPORTATION - Railroads	TRN	Trinity Industries Inc	95-89-69	26%	-10%	18%	9Weakest	TRN										
TRANSPORTATION - Regional Airlines	CPA	Copa Holdings S.A.	95-75-69	57%	-2%	17%	9Weakest	CPA										
TRANSPORTATION - Regional Airlines	ALK	Alaska Air Group Inc	95-75-69	16%	-3%	30%	9Weakest	ALK										
TRANSPORTATION - Regional Airlines	VLR5	Controladora Vuela Compania de Aviacion S.A.	95-75-69	15%	-3%	46%	9Weakest	VLR5										
TRANSPORTATION - Regional Airlines	HA	Hawaiian Hldgs Inc	95-75-69	0%	-1%	55%	9Weakest	HA										
TRANSPORTATION - Regional Airlines	JBLU	Jetblue Airways Corp	95-75-69	0%	-1%	40%	9Weakest	JBLU										
TRANSPORTATION - Regional Airlines	ALGT	Allegiant Travel Co	99-75-69	3%	-1%	29%	9Weakest	<--ALGT	<--ALGT	<--ALGT								
TRANSPORTATION - Shipping	TNK	Teekay Tankers Ltd	11-49-69	99%	11%	20%	1Strongest											
TRANSPORTATION - Shipping	NAT	Nordic American Trk Ship	11-49-69	53%	8%	21%	1Strongest											
TRANSPORTATION - Shipping	OSG	Overseas Shipholding Group Inc	15-49-69	100%	6%	21%	1Strongest											
TRANSPORTATION - Shipping	INSW	International Seaways Inc	15-49-69	87%	4%	16%	1Strongest											
TRANSPORTATION - Shipping	TK	Teakay Corp	15-49-69	98%	3%	16%	1Strongest											
TRANSPORTATION - Shipping	NVGS	Navigator Holdings	15-49-69	95%	2%	7%	1Strongest											
TRANSPORTATION - Shipping	LPG	Dorian LPG Ltd	15-49-69	100%	0%	30%	1Strongest											
TRANSPORTATION - Shipping	STNG	Scorpio Tankers Inc	15-49-69	86%	-1%	9%	1Strongest											
TRANSPORTATION - Shipping	TNP	Tsakos Energy Navigation	15-49-69	83%	-2%	12%	1Strongest											
TRANSPORTATION - Shipping	DHT	DHT Maritime Incorporated	15-49-69	84%	-2%	13%	1Strongest											
TRANSPORTATION - Shipping	TDW	Tidewater Inc	15-49-69	94%	-3%	31%	1Strongest											
TRANSPORTATION - Shipping	SMHI	SEACOR Marine Holdings Inc	15-49-69	89%	-1%	29%	1Strongest											
TRANSPORTATION - Shipping	NETI	Eneti Inc	99-49-69	7%	0%	-3%	9Weakest	<--NETI	<--NETI	<--NETI								
TRANSPORTATION - Shipping	DSX	Diana Shipping Inc	95-49-69	40%	-1%	12%	9Weakest	DSX										
TRANSPORTATION - Shipping	EGLE	Eagle Bulk Shipping Inc	95-49-69	49%	-1%	10%	9Weakest	EGLE										
TRANSPORTATION - Shipping	GNK	Genco Shipping	99-49-69	41%	-1%	-9%	9Weakest	<--GNK	<--GNK	<--GNK	<--GNK							
TRANSPORTATION - Shipping	ZIM	ZIM Integrated Shipping Services Ltd	95-49-69	10%	-7%	47%	9Weakest	ZIM										
TRANSPORTATION - Shipping	GRIN	Grindrod Shipping Holdings Ltd	99-49-69	23%	-1%	22%	9Weakest	<--GRIN	<--GRIN	<--GRIN	<--GRIN	<--GRIN	<--GRIN					
TRANSPORTATION - Shipping	KNX	Knight-Swift Transportation Holdings Inc	95-79-69	61%	-1%	11%	9Weakest	KNX										
TRANSPORTATION - Shipping	HTLD	Heartland Express Inc	95-79-69	15%	-3%	-8%	9Weakest	HTLD										
TRANSPORTATION - Shipping	WERN	Werner Enterprises Inc	95-79-69	41%	-3%	16%	9Weakest	WERN										
TRANSPORTATION - Shipping	LSTR	Landstar System Inc	99-79-69	67%	-1%	-9%	9Weakest	<--LSTR	<--LSTR	<--LSTR								
TRANSPORTATION - Shipping	DSKE	Daseke Inc	95-79-69	30%	-1%	33%	9Weakest	DSKE										
TRANSPORTATION - Shipping	MRTN	Marten Transport Ltd	95-79-69	56%	-1%	14%	9Weakest	MRTN										
TRANSPORTATION - Shipping	ULH	Universal Logistics Holdings Inc	95-79-69	35%	-7%	21%	9Weakest	ULH										
TRANSPORTATION - Shipping	PTSI	P A M Transportation Services Inc	95-79-69	31%	-2%	36%	9Weakest	PTSI										

Strongest to Weakest stocks ratio is 13:34 (16% and 41% of total) 10/18/23 to 10/25/23.

Green Highlight: Strengthened

Red Highlight: Weakened

No Highlight: Unchanged

3. STRENGTH BY LOOKBACK PERIOD (with Best/Worst stocks)

3A. Lookback 3 Months



4 stocks >+20% and 24 stocks <-20% (5% and 29% of total) 07/27/23 to 10/25/23.

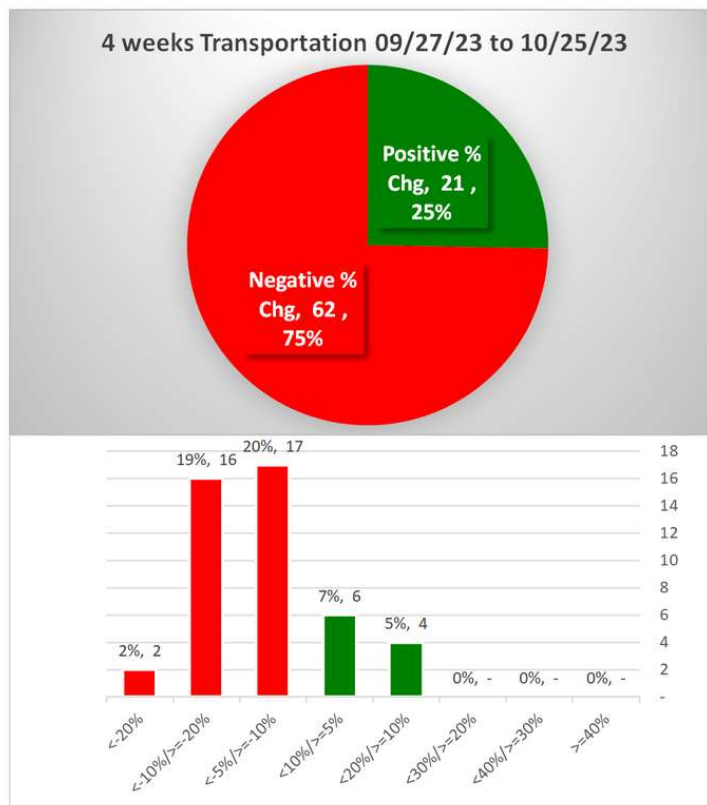
5

October 25, 2023

For educational purposes only. Not a stock or investment recommendation.

3. STRENGTH BY LOOKBACK PERIOD (with Best/Worst stocks)

3B. Lookback 4 Weeks

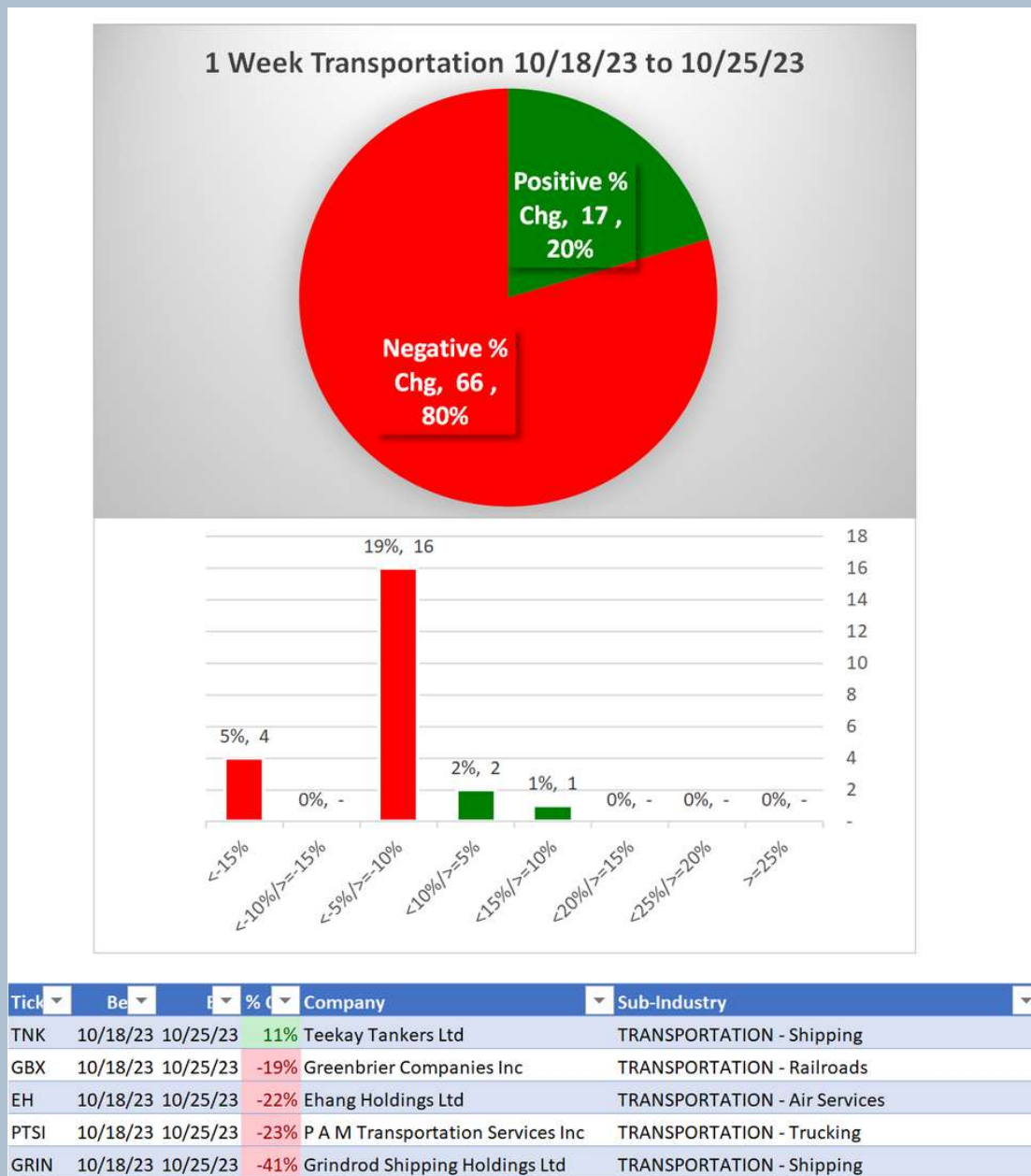


Tick	Be	t	% C	Company	Sub-Industry
NAT	09/27/23	10/25/23	14%	Nordic American Tnk Ship	TRANSPORTATION - Shipping
TNK	09/27/23	10/25/23	14%	Teekay Tankers Ltd	TRANSPORTATION - Shipping
FWRD	09/27/23	10/25/23	11%	Forward Air Corporation	TRANSPORTATION - Air Delivery & Freight Service
TK	09/27/23	10/25/23	10%	Teekay Corp	TRANSPORTATION - Shipping
FDX	09/27/23	10/25/23	-10%	Fedex Corp	TRANSPORTATION - Air Delivery & Freight Service
ARCB	09/27/23	10/25/23	-11%	ArcBest Corporation	TRANSPORTATION - Trucking
GRIN	09/27/23	10/25/23	-11%	Grindrod Shipping Holdings Ltd	TRANSPORTATION - Shipping
LUV	09/27/23	10/25/23	-12%	Southwest Airlines Co	TRANSPORTATION - Major Airlines
AAL	09/27/23	10/25/23	-12%	American Airlines Group Inc	TRANSPORTATION - Major Airlines
ALK	09/27/23	10/25/23	-13%	Alaska Air Group Inc	TRANSPORTATION - Regional Airlines
KNOP	09/27/23	10/25/23	-13%	KNOT Offshore Partners LP	TRANSPORTATION - Shipping
DAL	09/27/23	10/25/23	-14%	Delta Air Lines Inc	TRANSPORTATION - Major Airlines
TFII	09/27/23	10/25/23	-14%	TFI International Inc	TRANSPORTATION - Trucking
EH	09/27/23	10/25/23	-15%	Ehang Holdings Ltd	TRANSPORTATION - Air Services
UAL	09/27/23	10/25/23	-17%	United Airlines Holdings Inc	TRANSPORTATION - Major Airlines
ZIM	09/27/23	10/25/23	-17%	ZIM Integrated Shipping Services Ltd	TRANSPORTATION - Shipping
GBX	09/27/23	10/25/23	-17%	Greenbrier Companies Inc	TRANSPORTATION - Railroads
VLRS	09/27/23	10/25/23	-18%	Controladora Vuela Compania de Avi	TRANSPORTATION - Regional Airlines
CAAP	09/27/23	10/25/23	-19%	Corporacion America Airports S A	TRANSPORTATION - Air Services
TRN	09/27/23	10/25/23	-19%	Trinity Industries Inc	TRANSPORTATION - Railroads
PTSI	09/27/23	10/25/23	-25%	P A M Transportation Services Inc	TRANSPORTATION - Trucking
HA	09/27/23	10/25/23	-35%	Hawaiian Hldgs Inc	TRANSPORTATION - Regional Airlines

4 stocks >+10% and 18 stocks <-10% (5% and 22% of total) 09/27/23 to 10/25/23.

3. STRENGTH BY LOOKBACK PERIOD (with Best/Worst stocks)

3C. Lookback 1 Week



1 stock >+10% and 4 stocks <-10% (1% and 5% of total) 10/18/23 to 10/25/23.