

Industry Status: Telecommunications

1 week 10/19/23 to 10/26/23								
9Weakest	8VWeak	7Weaker	6Weak	5Avg	4Strong	3Stronger	2VStrong	1Strongest
.	.	<-TELCO 50	<-TELCO 50
.	.	25 Comm Equip
.	.	<-Div Comms 6	<-Div Comms 6
.	.	.	6 Dmstic Telco->	6 Dmstic Telco->
<-Foreign Telco 1	<-Foreign Telco 1	<-Foreign Telco 1	<-Foreign Telco 1	<-Foreign Telco 1	<-Foreign Telco 1	<-Foreign Telco 1	<-Foreign Telco 1	.
.	.	.	12 Wireless Comm
.
.
.

October 26, 2023

DOWN -1 to **WEAKER** strength rating
(**7th** strongest of 9 levels)
previous move was **UP**

56% stocks rated Weakest, 4 weeks 42% stocks down min -10%

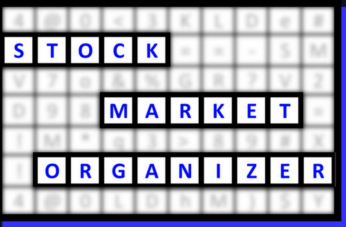


Table of Contents

1	1. INDUSTRY OVERVIEW	
		1A. Performance
		1B. Background
2	2. SUB-INDUSTRIES AND STOCK DETAIL	
		2A. Sub-Industries Overview
		2B. Sub-Industries 10-Week Strengthening Analysis
		2C. Stocks 1 Week Strongest and Weakest
5	3. STRENGTH BY LOOKBACK PERIOD (with Best/Worst stocks)	
		3A. Lookback 3 Months
		3B. Lookback 4 weeks
		3C. Lookback 1 Week

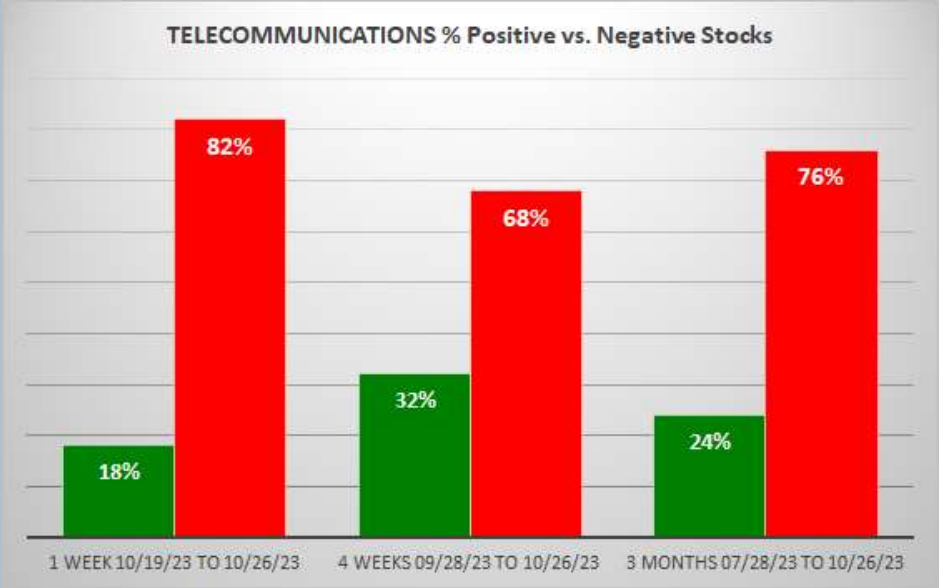
1. INDUSTRY OVERVIEW

1A. Performance

Past 10 Weeks Strengthening/Weakening week-by-week, per the following chart:

9Weakest	8VWeak	7Weaker	6Weak	5Avg	4Strong	3Stronger	2VStrong	1Strongest	Period
.	.	<-TELCO 50	<-TELCO 50	7 Days - 10/19/23 to 10/26/23
.	.	.	50 TELCO	7 Days - 10/12/23 to 10/19/23
.	.	50 TELCO->	50 TELCO->	7 Days - 10/05/23 to 10/12/23
.	.	50 TELCO	7 Days - 09/28/23 to 10/05/23
.	.	<-TELCO 50	<-TELCO 50	7 Days - 09/21/23 to 09/28/23
.	.	.	50 TELCO	7 Days - 09/14/23 to 09/21/23
.	.	.	50 TELCO	7 Days - 09/07/23 to 09/14/23
.	.	.	50 TELCO	7 Days - 08/31/23 to 09/07/23
.	.	.	50 TELCO	7 Days - 08/24/23 to 08/31/23
.	.	.	50 TELCO	7 Days - 08/17/23 to 08/24/23

WEAKENING 1 Week vs. Mid- and Longer-Term // 1 week positive/negative stocks ratio is LOWER than both 4 weeks and 3 Months, per the following chart:



1B. Background

Largest of 5 sub-industries (50 stocks, average 10):

- * Communication Equipment (25 stocks)
- * Wireless Communications (12 stocks)

Top 10 by Market Capitalization:

TMUS/T-Mobile US Inc., VZ/Verizon Communications, QCOM/Qualcomm Inc, T/AT&T Inc, MSI/Motorola Solutions Inc, CCI/Crown Castle Intl Corp, BCE/Bce Inc, LHX/L3Harris Technologies Inc, ERIC/LM Ericsson Telephone Company, TU/Telus Corporation

2. SUB-INDUSTRIES AND STOCKS DETAIL

2A. Sub-Industries Overview

Strengthened: 1/5 sub-industries

Weakened: 2/5 sub-industries

STRONGEST at Average rating/5th strongest of 9 levels:

- * Telecom Services – Domestic (6 stocks)

WEAKEST at Weakest rating/9th strongest of 9 levels:

- * Telecom Services – Foreign (1 stock)

2B. Sub-Industries 10-Week Strengthening Analysis

What: recent week-by-week strength changes for the industry and each underlying sub-industry

Why: objective measurement of strengthening and weakening enabling comparison within and across industries and sub-industries

INDUSTRY CURRENT PERIOD SUMMARY																	1 week 10/19/23 to 10/26/23									
Length - Begin/End	Industry/Sub-Industry	Period	#	Min	Avg	Max	Status	7Weakest	8VWeak	7Weaker	6Weak	5Avg	4Strong	3Stronger	2VStrong	1Strongest										
7 Days - 10/19/23 to 10/26/23	TELECOMMUNICATIONS	Period 1 of 10 (Current)	50	-23%	-3%	12%	Weakened			<TELCO 50	<TELCO 50															
7 Days - 10/19/23 to 10/26/23	TELECOMMUNICATIONS - Communication Equipment	Period 1 of 10 (Current)	25	-23%	-4%	12%	Weakened			25 Comm Equip																
7 Days - 10/19/23 to 10/26/23	TELECOMMUNICATIONS - Diversified Communication Services	Period 1 of 10 (Current)	6	-7%	-2%	6%	Weakened			<Div Comms 6	<Div Comms 6															
7 Days - 10/19/23 to 10/26/23	TELECOMMUNICATIONS - Telecom Services - Domestic	Period 1 of 10 (Current)	6	-13%	1%	10%	Strengthened			6 Dmstic Telco	6 Dmstic Telco															
7 Days - 10/19/23 to 10/26/23	TELECOMMUNICATIONS - Telecom Services - Foreign	Period 1 of 10 (Current)	1	-3%	-3%	-3%	Weakened	<Foreign Telco 1	<Foreign Telco 1	<Foreign Telco 1	<Foreign Telco 1	<Foreign Telco 1	<Foreign Telco 1	<Foreign Telco 1	<Foreign Telco 1	<Foreign Telco 1										
7 Days - 10/19/23 to 10/26/23	TELECOMMUNICATIONS - Wireless Communications	Period 1 of 10 (Current)	12	-8%	-2%	4%	Strengthened			12 Wireless Comm																
7 Days - 10/19/23 to 10/26/23		Period 1 of 10 (Current)																								
7 Days - 10/19/23 to 10/26/23		Period 1 of 10 (Current)																								
7 Days - 10/19/23 to 10/26/23		Period 1 of 10 (Current)																								
7 Days - 10/19/23 to 10/26/23		Period 1 of 10 (Current)																								
PREVIOUS WEEKS (EDUCATIONAL PURPOSES ONLY/NOT A STOCK OR INVESTMENT RECOMMENDATION)																										
Length - Begin/End	Industry/Sub-Industry	Period	#	Min	Avg	Max	Status	7Weakest	8VWeak	7Weaker	6Weak	5Avg	4Strong	3Stronger	2VStrong	1Strongest										
7 Days - 10/19/23 to 10/26/23	TELECOMMUNICATIONS	Period 1 of 10 (Current)	50	-23%	-3%	12%	Weakened			<TELCO 50	<TELCO 50															
7 Days - 10/12/23 to 10/19/23	TELECOMMUNICATIONS	Period 2 of 10	50	-5%	0%	31%	Unchanged			50 TELCO																
7 Days - 10/05/23 to 10/12/23	TELECOMMUNICATIONS	Period 3 of 10	50	-13%	0%	10%	Strengthened			50 TELCO	50 TELCO															
7 Days - 09/28/23 to 10/05/23	TELECOMMUNICATIONS	Period 4 of 10	50	-24%	-6%	0%	Weakened			<TELCO 50	<TELCO 50															
7 Days - 09/21/23 to 09/28/23	TELECOMMUNICATIONS	Period 5 of 10	50	-13%	-2%	7%	Weakened			<TELCO 50																
7 Days - 09/14/23 to 09/21/23	TELECOMMUNICATIONS	Period 6 of 10	50	-13%	-3%	5%	Weakened				50 TELCO															
7 Days - 09/07/23 to 09/14/23	TELECOMMUNICATIONS	Period 7 of 10	50	-10%	2%	31%	Unchanged				50 TELCO															
7 Days - 08/31/23 to 09/07/23	TELECOMMUNICATIONS	Period 8 of 10	50	-16%	-4%	4%	Weakened				50 TELCO															
7 Days - 08/24/23 to 08/31/23	TELECOMMUNICATIONS	Period 9 of 10	50	-16%	-5%	26%	Strengthened				50 TELCO															
7 Days - 08/17/23 to 08/24/23	TELECOMMUNICATIONS	Period 10 of 10	50	-13%	-1%	14%	Strengthened				50 TELCO															
7 Days - 10/19/23 to 10/26/23	TELECOMMUNICATIONS - Communication Equipment	Period 1 of 10 (Current)	25	-23%	-4%	12%	Weakened			25 Comm Equip																
7 Days - 10/12/23 to 10/19/23	TELECOMMUNICATIONS - Communication Equipment	Period 2 of 10	25	-9%	0%	31%	Unchanged			25 Comm Equip																
7 Days - 10/05/23 to 10/12/23	TELECOMMUNICATIONS - Communication Equipment	Period 3 of 10	25	-13%	0%	10%	Strengthened			25 Comm Equip																
7 Days - 09/28/23 to 10/05/23	TELECOMMUNICATIONS - Communication Equipment	Period 4 of 10	25	-24%	-6%	0%	Weakened			25 Comm Equip																
7 Days - 09/21/23 to 09/28/23	TELECOMMUNICATIONS - Communication Equipment	Period 5 of 10	25	-13%	-2%	3%	Weakened			25 Comm Equip																
7 Days - 09/14/23 to 09/21/23	TELECOMMUNICATIONS - Communication Equipment	Period 6 of 10	25	-13%	-3%	3%	Weakened			<Comm Equip 25	<Comm Equip 25															
7 Days - 09/07/23 to 09/14/23	TELECOMMUNICATIONS - Communication Equipment	Period 7 of 10	25	-10%	2%	31%	Unchanged			25 Comm Equip																
7 Days - 08/31/23 to 09/07/23	TELECOMMUNICATIONS - Communication Equipment	Period 8 of 10	25	-16%	-5%	1%	Weakened			25 Comm Equip																
7 Days - 08/24/23 to 08/31/23	TELECOMMUNICATIONS - Communication Equipment	Period 9 of 10	25	-16%	-4%	22%	Strengthened			25 Comm Equip																
7 Days - 08/17/23 to 08/24/23	TELECOMMUNICATIONS - Communication Equipment	Period 10 of 10	25	-13%	-1%	14%	Strengthened			25 Comm Equip	25 Comm Equip															
7 Days - 10/19/23 to 10/26/23	TELECOMMUNICATIONS - Diversified Communication Services	Period 1 of 10 (Current)	6	-7%	-2%	6%	Weakened			<Div Comms 6	<Div Comms 6															
7 Days - 10/12/23 to 10/19/23	TELECOMMUNICATIONS - Diversified Communication Services	Period 2 of 10	6	-9%	0%	11%	Strengthened			6 Div Comms	6 Div Comms															
7 Days - 10/05/23 to 10/12/23	TELECOMMUNICATIONS - Diversified Communication Services	Period 3 of 10	6	-8%	5%	5%	Strengthened			6 Div Comms																
7 Days - 09/28/23 to 10/05/23	TELECOMMUNICATIONS - Diversified Communication Services	Period 4 of 10	6	-20%	-2%	21%	Strengthened			6 Div Comms																
7 Days - 09/21/23 to 09/28/23	TELECOMMUNICATIONS - Diversified Communication Services	Period 5 of 10	6	-7%	-3%	-1%	Weakened			<Div Comms 6	<Div Comms 6															
7 Days - 09/14/23 to 09/21/23	TELECOMMUNICATIONS - Diversified Communication Services	Period 6 of 10	6	-6%	-3%	0%	Weakened			6 Div Comms																
7 Days - 09/07/23 to 09/14/23	TELECOMMUNICATIONS - Diversified Communication Services	Period 7 of 10	6	-2%	3%	15%	Strengthened			6 Div Comms	6 Div Comms															
7 Days - 08/31/23 to 09/07/23	TELECOMMUNICATIONS - Diversified Communication Services	Period 8 of 10	6	-16%	-3%	4%	Weakened			<Div Comms 6	<Div Comms 6															
7 Days - 08/24/23 to 08/31/23	TELECOMMUNICATIONS - Diversified Communication Services	Period 9 of 10	6	-11%	5%	26%	Strengthened			6 Div Comms	6 Div Comms															
7 Days - 08/17/23 to 08/24/23	TELECOMMUNICATIONS - Diversified Communication Services	Period 10 of 10	6	-9%	-2%	2%	Strengthened			6 Div Comms																
7 Days - 10/19/23 to 10/26/23	TELECOMMUNICATIONS - Telecom Services - Domestic	Period 1 of 10 (Current)	6	-12%	1%	10%	Strengthened			6 Dmstic Telco	6 Dmstic Telco															
7 Days - 10/12/23 to 10/19/23	TELECOMMUNICATIONS - Telecom Services - Domestic	Period 2 of 10	6	-1%	4%	15%	Strengthened			6 Dmstic Telco	6 Dmstic Telco															
7 Days - 10/05/23 to 10/12/23	TELECOMMUNICATIONS - Telecom Services - Domestic	Period 3 of 10	6	-3%	0%	4%	Unchanged			6 Dmstic Telco																
7 Days - 09/28/23 to 10/05/23	TELECOMMUNICATIONS - Telecom Services - Domestic	Period 4 of 10	6	-2%	1%	5%	Weakened			<Dmstic Telco 6	<Dmstic Telco 6															
7 Days - 09/21/23 to 09/28/23	TELECOMMUNICATIONS - Telecom Services - Domestic	Period 5 of 10	6	-8%	3%	2%	Strengthened			6 Dmstic Telco	6 Dmstic Telco															
7 Days - 09/14/23 to 09/21/23	TELECOMMUNICATIONS - Telecom Services - Domestic	Period 6 of 10	6	-6%	1%	2%	Unchanged			6 Dmstic Telco																
7 Days - 09/07/23 to 09/14/23	TELECOMMUNICATIONS - Telecom Services - Domestic	Period 7 of 10	6	1%	2%	5%	Strengthened			6 Dmstic Telco																
7 Days - 08/31/23 to 09/07/23	TELECOMMUNICATIONS - Telecom Services - Domestic	Period 8 of 10	6	-10%	-6%	-1%	Weakened			<Dmstic Telco 6	<Dmstic Telco 6															
7 Days - 08/24/23 to 08/31/23	TELECOMMUNICATIONS - Telecom Services - Domestic	Period 9 of 10	6	-1%	2%	5%	Strengthened			6 Dmstic Telco																
7 Days - 08/17/23 to 08/24/23	TELECOMMUNICATIONS - Telecom Services - Domestic	Period 10 of 10	6	-3%	0%	2%	Unchanged			6 Dmstic Telco																
7 Days - 10/19/23 to 10/26/23	TELECOMMUNICATIONS - Telecom Services - Foreign	Period 1 of 10 (Current)	1	-3%	-3%	-3%	Weakened	<Foreign Telco 1	<Foreign Telco 1	<Foreign Telco 1	<Foreign Telco 1	<Foreign Telco 1	<Foreign Telco 1	<Foreign Telco 1	<Foreign Telco 1	<Foreign Telco 1										
7 Days - 10/12/23 to 10/19/23	TELECOMMUNICATIONS - Telecom Services - Foreign	Period 2 of 10	1	1%	1%	1%	Strengthened			1 Foreign Telco	1 Foreign Telco	1 Foreign Telco	1 Foreign Telco	1 Foreign Telco	1 Foreign Telco	1 Foreign Telco										
7 Days - 10/05/23 to 10/12/23	TELECOMMUNICATIONS - Telecom Services - Foreign	Period 3 of 10	1	2%	2%	2%	Strengthened			1 Foreign Telco	1 Foreign Telco	1 Foreign Telco	1 Foreign Telco	1 Foreign Telco	1 Foreign Telco	1 Foreign Telco										
7 Days - 09/28/23 to 10/05/23	TELECOMMUNICATIONS - Telecom Services - Foreign	Period 4 of 10	1	1%	1%	1%	Strengthened			1 Foreign Telco	1 Foreign Telco	1 Foreign Telco	1 Foreign Telco	1 Foreign Telco	1 Foreign Telco	1 Foreign Telco										
7 Days - 09/21/23 to 09/28/23	TELECOMMUNICATIONS - Telecom Services - Foreign	Period 5 of 10	1	1%	1%	1%	Strengthened	1 Foreign Telco	1 Foreign Telco	1 Foreign Telco	1 Foreign Telco	1 Foreign Telco	1 Foreign Telco	1 Foreign Telco	1 Foreign Telco	1 Foreign Telco										
7 Days - 09/14/23 to 09/21/23	TELECOMMUNICATIONS - Telecom Services - Foreign	Period 6 of 10	1	0%	0%	0%	Weakened	<Foreign Telco 1	<Foreign Telco 1	<Foreign Telco 1	1 Foreign Telco															
7 Days - 09/07/23 to 09/14/23	TELECOMMUNICATIONS - Telecom Services - Foreign	Period 7 of 10	1	-6%	-4%	-4%	Weakened			1 Foreign Telco																
7 Days - 08/31/23 to 09/07/23	TELECOMMUNICATIONS - Telecom Services - Foreign	Period 8 of 10	1	0%	0%	0%	Unchanged			1 Foreign Telco																
7 Days - 08/24/23 to 08/31/23	TELECOMMUNICATIONS - Telecom Services - Foreign	Period 9 of 10	1	3%	3%	3%	Unchanged			1 Foreign Telco																
7 Days - 08/17/23 to 08/24/23	TELECOMMUNICATIONS - Telecom Services - Foreign	Period 10 of 10	1	1%	1%	1%	Strengthened	1 Foreign Telco	1 Foreign Telco																	
7 Days - 10/19/23 to 10/26/23	TELECOMMUNICATIONS - Wireless Communications	Period 1 of 10 (Current)	12	-8%	-2%	4%	Strengthened			12 Wireless Comm																
7 Days - 10/12/23 to 10/19/23	TELECOMMUNICATIONS - Wireless Communications	Period 2 of 10	12	-4%	-1%	5%	Weakened			12 Wireless Comm																
7 Days - 10/05/23 to 10/12/23	TELECOMMUNICATIONS - Wireless Communications	Period 3 of 10	12	-6%	1%	7%	Strengthened			12 Wireless Comm																
7 Days - 09/28/23 to 10/05/23	TELECOMMUNICATIONS - Wireless Communications	Period 4 of 10	12	-9%	-4%	2%	Weakened			12 Wireless Comm																
7 Days - 09/21/23 to 09/28/23	TELECOMMUNICATIONS - Wireless Communications	Period 5 of 10	12	-8%	0%	7%	Unchanged			12 Wireless Comm																
7 Days - 09/14/23 to 09/21/23	TELECOMMUNICATIONS - Wireless Communications	Period 6 of 10	12	-10%	-2%	5%	Weakened			12 Wireless Comm	12 Wireless Comm															
7 Days - 09/07/23 to 09/14/23	TELECOMMUNICATIONS - Wireless Communications	Period 7 of 10	12	-6%	1%	7%	Strengthened			12 Wireless Comm	12 Wireless Comm															
7 Days - 08/31/23 to 09/07/23	TELECOMMUNICATIONS - Wireless Communications	Period 8 of 10	12	-12%	-3%	3%	Weakened			12 Wireless Comm																
7 Days - 08/24/23 to 08/31/23	TELECOMMUNICATIONS - Wireless Communications	Period 9 of 10	12	0%	6%	21%	Strengthened			12 Wireless Comm																
7 Days - 08/17/23 to 08/24/23	TELECOMMUNICATIONS - Wireless Communications	Period 10 of 10	12	-7%	-2%	3%	Weakened			12 Wireless Comm	12 Wireless Comm															

Green Highlight: Strengthened

Red Highlight: Weakened

No Highlight: Unchanged

2C. Stocks 1 Week Strongest and Weakest

What: stocks currently rated Strongest/Weakest (highest/lowest of 9 strength ratings)

Why: most interesting stocks for available capital because

- the Strongest have the least amount of overhead supply to dampen breakouts while
- the Weakest may be prone to volatility, subject to big pops from bottom-fishing and short-covering BUT ALSO to bigger and faster falls.

(Not guaranteed and not a recommendation – weak stocks in weakening sub-industries may be better shorts than high-flyers.)

STOCK DETAIL (EDUCATIONAL PURPOSES ONLY/NOT FINANCIAL ADVICE)										1 week 10/19/23 to 10/26/23									
Sub-Industry	Ticker	Company	ID1	ID2	% Chg	ID3	Status	9Weakest	8Weak	7Weaker	6Weak	5Avg	4Strong	3Stronger	2Stronger	1Strongest			
TELECOMMUNICATIONS - Communication Equipment	ERIC	LM Ericsson Telephone Company	95-79-79	0%	-1%	-17%	9Weakest	ERIC			
TELECOMMUNICATIONS - Communication Equipment	ATEN	A10 Networks Inc	95-79-79	47%	-1%	-24%	9Weakest	ATEN			
TELECOMMUNICATIONS - Communication Equipment	VIAV	Viavi Solutions Inc	95-79-79	0%	-2%	-27%	9Weakest	VIAV			
TELECOMMUNICATIONS - Communication Equipment	SATS	Echostar Corporation Common St	95-79-79	0%	-2%	-22%	9Weakest	SATS			
TELECOMMUNICATIONS - Communication Equipment	AVNW	Aviat Networks Inc	95-79-79	57%	-2%	-21%	9Weakest	AVNW			
TELECOMMUNICATIONS - Communication Equipment	HEAR	Turtle Beach Corp	99-79-79	11%	-2%	-20%	9Weakest	<---HEAR	<---HEAR	<---HEAR			
TELECOMMUNICATIONS - Communication Equipment	KVHI	Kvh Industries Inc	95-79-79	0%	-3%	-46%	9Weakest	KVHI			
TELECOMMUNICATIONS - Communication Equipment	KN	Knowles Corp	95-79-79	14%	-3%	-21%	9Weakest	KN			
TELECOMMUNICATIONS - Communication Equipment	INFN	Infinera Corporation	95-79-79	3%	-4%	-43%	9Weakest	INFN			
TELECOMMUNICATIONS - Communication Equipment	QCOM	Qualcomm Inc	99-79-79	40%	-5%	-10%	9Weakest	<---QCOM	<---QCOM	<---QCOM	<---QCOM	<---QCOM			
TELECOMMUNICATIONS - Communication Equipment	ADTN	Adtran Inc	95-79-79	8%	-6%	-42%	9Weakest	ADTN			
TELECOMMUNICATIONS - Communication Equipment	CLFD	Clearfield Inc	95-79-79	13%	-7%	-45%	9Weakest	CLFD			
TELECOMMUNICATIONS - Communication Equipment	VSAT	Viasat Inc	95-79-79	4%	-13%	-42%	9Weakest	VSAT			
TELECOMMUNICATIONS - Communication Equipment	AUDC	Audiocodes Ltd	95-79-79	0%	-14%	-39%	9Weakest	AUDC			
TELECOMMUNICATIONS - Communication Equipment	DZSI	DZSI Inc	95-79-79	0%	-17%	-77%	9Weakest	DZSI			
TELECOMMUNICATIONS - Communication Equipment	CALX	Calix Inc	99-79-79	38%	-23%	-30%	9Weakest	<---CALX	<---CALX	<---CALX			
TELECOMMUNICATIONS - Diversified Communication SGO	CCI	Crown Castle Intl Corp	95-79-79	5%	-16%	-22%	9Weakest	CCI			
TELECOMMUNICATIONS - Diversified Communication SGO	GOGO	Gogo Inc	95-79-79	44%	-3%	-23%	9Weakest	GOGO			
TELECOMMUNICATIONS - Diversified Communication SIRD	IRDM	Iridium Communications Inc	95-79-79	38%	-7%	-35%	9Weakest	IRDM			
TELECOMMUNICATIONS - Telecom Services - Domestic	SHEN	Shenandoah Telecom	15-51-79	19%	-10%	-23%	1Strongest			
TELECOMMUNICATIONS - Telecom Services - Domestic	BCE	Bce Inc	95-51-79	19%	-1%	-15%	9Weakest	BCE			
TELECOMMUNICATIONS - Telecom Services - Domestic	ATNI	ATN International Inc	99-51-79	0%	-12%	-21%	9Weakest	<---ATNI	<---ATNI	<---ATNI			
TELECOMMUNICATIONS - Telecom Services - Foreign	VRSN	Verisign Inc	99-99-79	51%	-3%	-3%	9Weakest	<---VRSN	<---VRSN	<---VRSN	<---VRSN	<---VRSN	<---VRSN	<---VRSN	<---VRSN	.			
TELECOMMUNICATIONS - Wireless Communications	SPOK	Spok Holdings Inc	11-61-79	81%	-4%	-23%	1Strongest			
TELECOMMUNICATIONS - Wireless Communications	USM	U.S. Cellular Corp	15-61-79	62%	-2%	-61%	1Strongest			
TELECOMMUNICATIONS - Wireless Communications	RCI	Rogers Commun B Non-Votg	95-61-79	18%	-1%	-16%	9Weakest	RCI			
TELECOMMUNICATIONS - Wireless Communications	TU	Telus Corporation	95-61-79	18%	-1%	-15%	9Weakest	TU			
TELECOMMUNICATIONS - Wireless Communications	UI	Ubiquiti Inc	95-61-79	3%	-1%	-44%	9Weakest	UI			
TELECOMMUNICATIONS - Wireless Communications	ATUS	Altice USA Inc	95-61-79	2%	-5%	-15%	9Weakest	ATUS			
TELECOMMUNICATIONS - Wireless Communications	OOMA	Ooma Inc	95-61-79	20%	-5%	-16%	9Weakest	OOMA			
TELECOMMUNICATIONS - Wireless Communications	CABO	Cable One Inc	95-61-79	0%	-8%	-15%	9Weakest	CABO			

STOCK

MARKET

ORGANIZER



Strongest to Weakest stocks ratio is 3:28 (6% and 56% of total) 10/19/23 to 10/26/23.

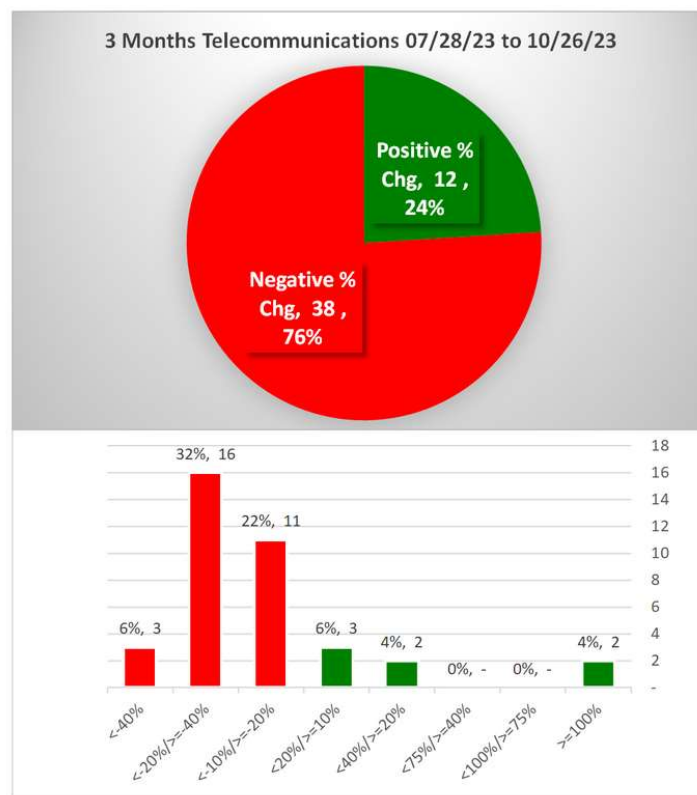
Green Highlight: Strengthened

Red Highlight: Weakened

No Highlight: Unchanged

3. STRENGTH BY LOOKBACK PERIOD (with Best/Worst stocks)

3A. Lookback 3 Months

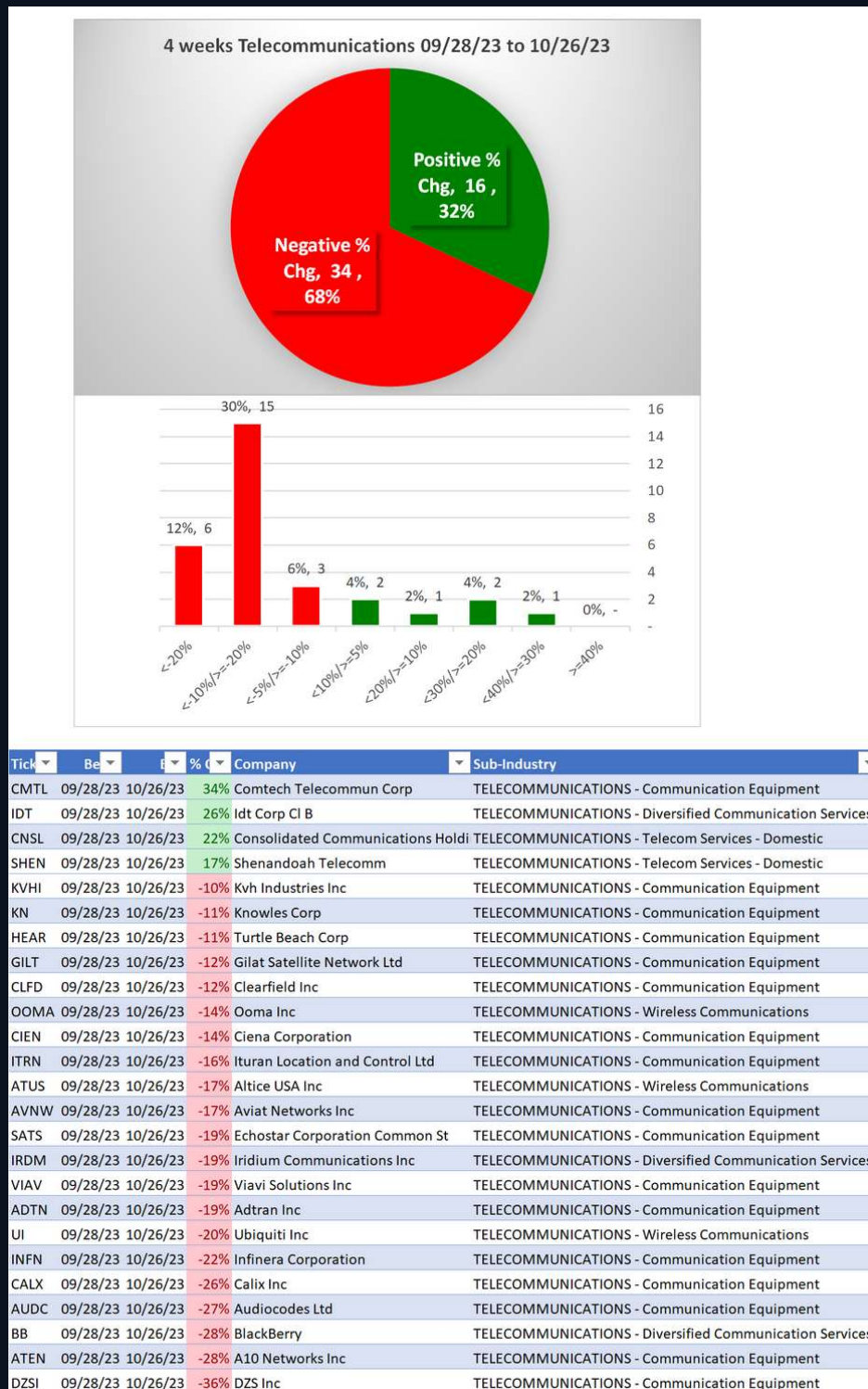


Tick	Be	E	% C	Company	Sub-Industry
USM	07/28/23	10/26/23	134%	U.S. Cellular Corp	TELECOMMUNICATIONS - Wireless Communications
TDS	07/28/23	10/26/23	127%	Telephone & Data Systems Inc	TELECOMMUNICATIONS - Wireless Communications
SHEN	07/28/23	10/26/23	30%	Shenandoah Telecomm	TELECOMMUNICATIONS - Telecom Services - Domestic
IDT	07/28/23	10/26/23	20%	Idt Corp Cl B	TELECOMMUNICATIONS - Diversified Communication Services
CALX	07/28/23	10/26/23	-23%	Calix Inc	TELECOMMUNICATIONS - Communication Equipment
OOMA	07/28/23	10/26/23	-24%	Ooma Inc	TELECOMMUNICATIONS - Wireless Communications
HEAR	07/28/23	10/26/23	-25%	Turtle Beach Corp	TELECOMMUNICATIONS - Communication Equipment
KN	07/28/23	10/26/23	-25%	Knowles Corp	TELECOMMUNICATIONS - Communication Equipment
AUDC	07/28/23	10/26/23	-27%	Audiocodes Ltd	TELECOMMUNICATIONS - Communication Equipment
BB	07/28/23	10/26/23	-28%	BlackBerry	TELECOMMUNICATIONS - Diversified Communication Services
SATS	07/28/23	10/26/23	-28%	EchoStar Corporation Common St	TELECOMMUNICATIONS - Communication Equipment
ATEN	07/28/23	10/26/23	-30%	A10 Networks Inc	TELECOMMUNICATIONS - Communication Equipment
GOGO	07/28/23	10/26/23	-30%	Gogo Inc	TELECOMMUNICATIONS - Diversified Communication Services
INFN	07/28/23	10/26/23	-31%	Infinera Corporation	TELECOMMUNICATIONS - Communication Equipment
VIAV	07/28/23	10/26/23	-31%	Viavi Solutions Inc	TELECOMMUNICATIONS - Communication Equipment
IRDM	07/28/23	10/26/23	-32%	Iridium Communications Inc	TELECOMMUNICATIONS - Diversified Communication Services
ADTN	07/28/23	10/26/23	-32%	Adtran Inc	TELECOMMUNICATIONS - Communication Equipment
HLIT	07/28/23	10/26/23	-32%	Harmonic Inc	TELECOMMUNICATIONS - Communication Equipment
UI	07/28/23	10/26/23	-35%	Ubiquiti Inc	TELECOMMUNICATIONS - Wireless Communications
VSAT	07/28/23	10/26/23	-38%	Viasat Inc	TELECOMMUNICATIONS - Communication Equipment
KVHI	07/28/23	10/26/23	-45%	Kvh Industries Inc	TELECOMMUNICATIONS - Communication Equipment
CLFD	07/28/23	10/26/23	-46%	Clearfield Inc	TELECOMMUNICATIONS - Communication Equipment
DZSI	07/28/23	10/26/23	-61%	DZS Inc	TELECOMMUNICATIONS - Communication Equipment

4 stocks >+20% and 19 stocks <-20% (8% and 38% of total) 07/28/23 to 10/26/23.

3. STRENGTH BY LOOKBACK PERIOD (with Best/Worst stocks)

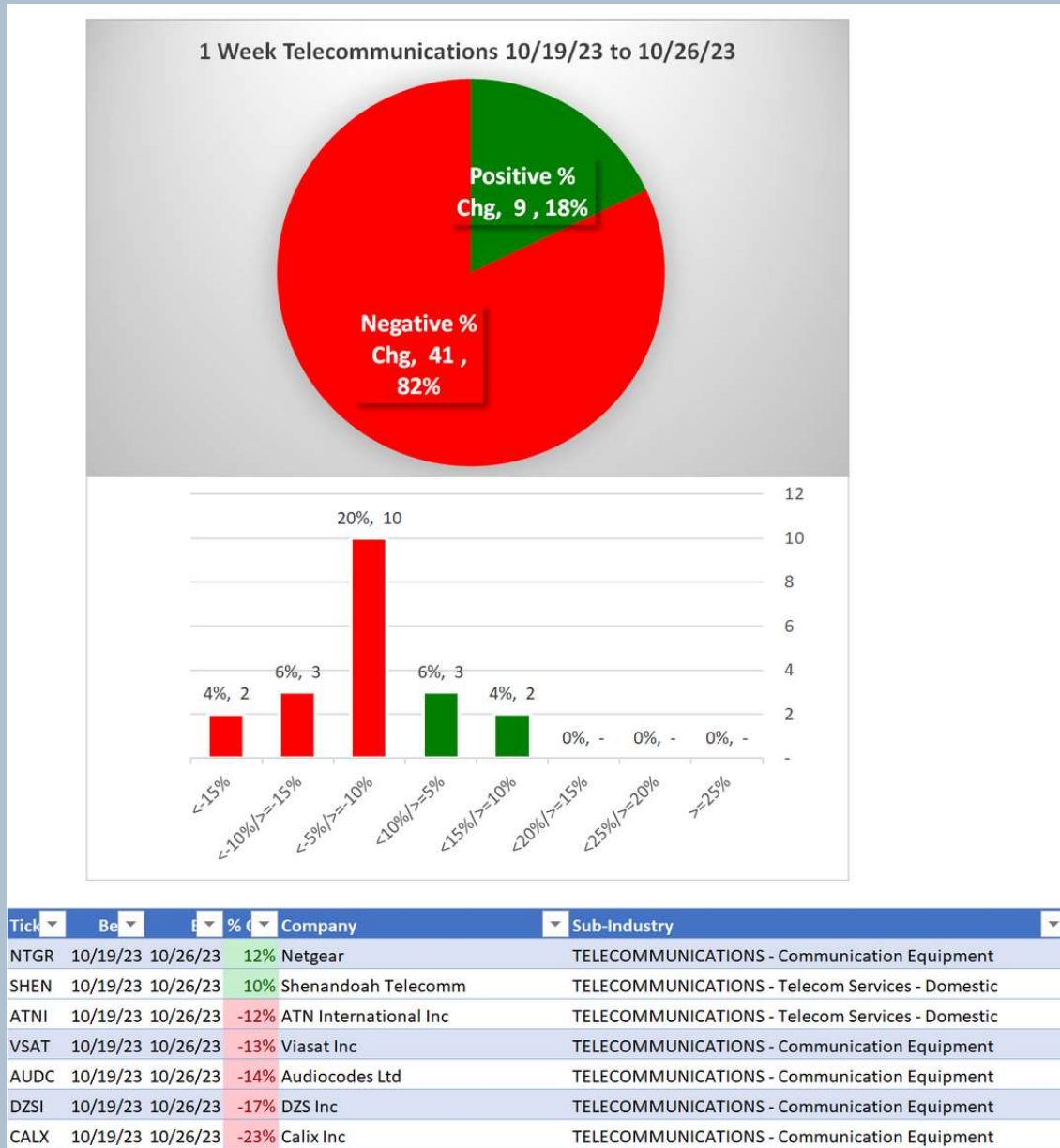
3B. Lookback 4 Weeks



4 stocks >+10% and 21 stocks <-10% (8% and 42% of total) 09/28/23 to 10/26/23.

3. STRENGTH BY LOOKBACK PERIOD (with Best/Worst stocks)

3C. Lookback 1 Week



2 stocks > +10% and 5 stocks < -10% (4% and 10% of total) 10/19/23 to 10/26/23.