



Industry Status: Real Estate

1 week 10/20/23 to 10/27/23

9Weakest	8VWeak	7Weaker	6Weak	5Avg	4Strong	3Stronger	2VStrong	1Strongest
.	.	190 REAL ESTATE
.	.	15 Mortg Inv
.	.	34 Mgt/Dev
.	51 Div/Inds REIT
.	.	.	15 Hlthcare REIT
.	.	13 Hotel REIT
.	15 Office REIT
.	27 Resi REIT
.	.	20 Retail REIT
.

October 27, 2023

UNCHANGED at **WEAKER** strength rating
(**7th** strongest of 9 levels)
previous move was **DOWN**

74% stocks rated Weakest, 18% positive stocks over last week

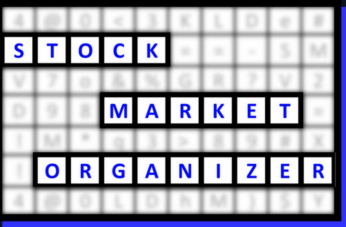


Table of Contents

1

1. INDUSTRY OVERVIEW

1A. Performance

1B. Background

2

2. SUB-INDUSTRIES AND STOCK DETAIL

2A. Sub-Industries Overview

2B. Sub-Industries 10-Week Strengthening Analysis

2C. Stocks 1 Week Strongest and Weakest

6

3. STRENGTH BY LOOKBACK PERIOD

(with Best/Worst stocks)

3A. Lookback 3 Months

3B. Lookback 4 weeks

3C. Lookback 1 Week

1. INDUSTRY OVERVIEW

1A. Performance

Past 10 Weeks Strengthening/Weakening week-by-week, per the following chart:

9Weakest	8VWeak	7Weaker	6Weak	5Avg	4Strong	3Stronger	2VStrong	1Strongest	Period
.	.	190 REAL ESTATE	7 Days - 10/20/23 to 10/27/23
.	.	190 REAL ESTATE	7 Days - 10/13/23 to 10/20/23
.	.	190 REAL ESTATE	7 Days - 10/06/23 to 10/13/23
.	.	190 REAL ESTATE	7 Days - 09/29/23 to 10/06/23
.	.	190 REAL ESTATE	7 Days - 09/22/23 to 09/29/23
.	.	<-REAL ESTATE 190	<-REAL ESTATE 190	<-REAL ESTATE 190	7 Days - 09/15/23 to 09/22/23
.	.	.	190 REAL ESTATE->	190 REAL ESTATE->	7 Days - 09/08/23 to 09/15/23
.	.	.	<-REAL ESTATE 190	<-REAL ESTATE 190	7 Days - 09/01/23 to 09/08/23
.	.	.	190 REAL ESTATE->	190 REAL ESTATE->	7 Days - 08/25/23 to 09/01/23
.	.	.	190 REAL ESTATE	7 Days - 08/18/23 to 08/25/23

STRENGTHENING 1 Week vs. Mid- and Longer-Term // 1 week positive/negative stocks ratio is HIGHER than both 4 weeks and 3 Months, per the following chart:



1B. Background

Largest of 8 sub-industries (190 stocks, average 24):

- * REIT – Diversified/Industrial (51 stocks)
- * Property Management/Development (34 stocks)
- * REIT – Residential (27 stocks)
- * REIT – Retail (20 stocks)

Top 10 by Market Capitalization:

PLD/ProLogis Inc, AMT/American Tower Corp, BN/Brookfield Corporation, PSA/Public Storage, WELL/Welltower Inc, SPG/Simon Property Group, DLR/Digital Realty Trust Inc, O/Realty Income Corp, CSGP/Costar Group Inc, AVB/Avalonbay Communities

2. SUB-INDUSTRIES AND STOCKS DETAIL

2A. Sub-Industries Overview

Strengthened: 0/8 sub-industries

Weakened: 0/8 sub-industries

STRONGEST at Weak rating/6th strongest of 9 levels:

- * REIT – Healthcare Facilities (15 stocks)

WEAKEST at Very Weak rating/8th strongest of 9 levels:

- * REIT – Diversified/Industrial (51 stocks)
- * REIT – Office (15 stocks)
- * REIT – Residential (27 stocks)

2B. Sub-Industries 10-Week Strengthening Analysis

What: recent week-by-week strength changes for the industry and each underlying sub-industry

Why: objective measurement of strengthening and weakening enabling comparison within and across industries and sub-industries

INDUSTRY CURRENT PERIOD SUMMARY											1 week 10/20/23 to 10/27/23									
Length - Begin/End	Industry/Sub-Industry	Period	#	Min	Avg	Max	Status	1Week	2Week	3Week	4Week	5Week	6Week	7Week	8Week	9Week	10Week	11Week	12Week	
7 Days - 10/20/23 to 10/27/23	REAL ESTATE	Period 1 of 10 (Current)	190	-1.0%	-1.0%	-1.0%	11%	Unchanged												
7 Days - 10/20/23 to 10/27/23	REAL ESTATE - Mortgage Investment	Period 1 of 10 (Current)	15	-1.0%	-1.0%	-1.0%	7%	Strengthened												
7 Days - 10/20/23 to 10/27/23	REAL ESTATE - Property Management/Development	Period 1 of 10 (Current)	34	-1.0%	-1.0%	-1.0%	7%	Weakened												
7 Days - 10/20/23 to 10/27/23	REAL ESTATE - REIT - Diversified/Industrial	Period 1 of 10 (Current)	51	-1.0%	-1.0%	-1.0%	7%	Unchanged												
7 Days - 10/20/23 to 10/27/23	REAL ESTATE - REIT - Healthcare Facilities	Period 1 of 10 (Current)	15	-1.0%	-1.0%	-1.0%	4%	Weakened												
7 Days - 10/20/23 to 10/27/23	REAL ESTATE - REIT - Hotel/Motel	Period 1 of 10 (Current)	13	-1.0%	-1.0%	-1.0%	0%	Weakened												
7 Days - 10/20/23 to 10/27/23	REAL ESTATE - REIT - Office	Period 1 of 10 (Current)	15	-1.0%	-1.0%	-1.0%	6%	Unchanged												
7 Days - 10/20/23 to 10/27/23	REAL ESTATE - REIT - Residential	Period 1 of 10 (Current)	27	-1.0%	-1.0%	-1.0%	11%	Unchanged												
7 Days - 10/20/23 to 10/27/23	REAL ESTATE - REIT - Retail	Period 1 of 10 (Current)	20	-1.0%	-1.0%	-1.0%	2%	Unchanged												
7 Days - 10/20/23 to 10/27/23	REAL ESTATE - REIT - Retail	Period 1 of 10 (Current)	20	-1.0%	-1.0%	-1.0%	2%	Unchanged												
PREVIOUS WEEKS (EDUCATIONAL PURPOSES ONLY/NOT A STOCK OR INVESTMENT RECOMMENDATION)																				
Length - Begin/End	Industry/Sub-Industry	Period	#	Min	Avg	Max	Status	1Week	2Week	3Week	4Week	5Week	6Week	7Week	8Week	9Week	10Week	11Week	12Week	
7 Days - 10/20/23 to 10/27/23	REAL ESTATE	Period 1 of 10 (Current)	190	-1.0%	-1.0%	-1.0%	11%	Unchanged												
7 Days - 10/13/23 to 10/20/23	REAL ESTATE	Period 2 of 10	190	-1.0%	-1.0%	-1.0%	6%	Weakened												
7 Days - 10/06/23 to 10/13/23	REAL ESTATE	Period 3 of 10	190	-1.0%	-1.0%	-1.0%	14%	Unchanged												
7 Days - 09/29/23 to 10/06/23	REAL ESTATE	Period 4 of 10	190	-1.0%	-1.0%	-1.0%	5%	Unchanged												
7 Days - 09/22/23 to 09/29/23	REAL ESTATE	Period 5 of 10	190	-1.0%	-1.0%	-1.0%	0%	Weakened												
7 Days - 09/15/23 to 09/22/23	REAL ESTATE	Period 6 of 10	190	-1.0%	-1.0%	-1.0%	4%	Weakened												
7 Days - 09/08/23 to 09/15/23	REAL ESTATE	Period 7 of 10	190	-1.0%	-1.0%	-1.0%	10%	Strengthened												
7 Days - 09/01/23 to 09/08/23	REAL ESTATE	Period 8 of 10	190	-1.0%	-1.0%	-1.0%	13%	Weakened												
7 Days - 08/25/23 to 09/01/23	REAL ESTATE	Period 9 of 10	190	-1.0%	-1.0%	-1.0%	57%	Strengthened												
7 Days - 08/18/23 to 08/25/23	REAL ESTATE	Period 10 of 10	190	-1.0%	-1.0%	-1.0%	10%	Unchanged												
7 Days - 10/20/23 to 10/27/23	REAL ESTATE - Mortgage Investment	Period 1 of 10 (Current)	15	-1.0%	-1.0%	-1.0%	7%	Strengthened												
7 Days - 10/13/23 to 10/20/23	REAL ESTATE - Mortgage Investment	Period 2 of 10	15	-1.0%	-1.0%	-1.0%	6%	Weakened												
7 Days - 10/06/23 to 10/13/23	REAL ESTATE - Mortgage Investment	Period 3 of 10	15	-1.0%	-1.0%	-1.0%	3%	Unchanged												
7 Days - 09/29/23 to 10/06/23	REAL ESTATE - Mortgage Investment	Period 4 of 10	15	-1.0%	-1.0%	-1.0%	2%	Weakened												
7 Days - 09/22/23 to 09/29/23	REAL ESTATE - Mortgage Investment	Period 5 of 10	15	-1.0%	-1.0%	-1.0%	8%	Weakened												
7 Days - 09/15/23 to 09/22/23	REAL ESTATE - Mortgage Investment	Period 6 of 10	15	-1.0%	-1.0%	-1.0%	0%	Weakened												
7 Days - 09/08/23 to 09/15/23	REAL ESTATE - Mortgage Investment	Period 7 of 10	15	-1.0%	-1.0%	-1.0%	4%	Strengthened												
7 Days - 09/01/23 to 09/08/23	REAL ESTATE - Mortgage Investment	Period 8 of 10	15	-1.0%	-1.0%	-1.0%	4%	Weakened												
7 Days - 08/25/23 to 09/01/23	REAL ESTATE - Mortgage Investment	Period 9 of 10	15	-1.0%	-1.0%	-1.0%	12%	Strengthened												
7 Days - 08/18/23 to 08/25/23	REAL ESTATE - Mortgage Investment	Period 10 of 10	15	-1.0%	-1.0%	-1.0%	7%	Unchanged												
7 Days - 10/20/23 to 10/27/23	REAL ESTATE - Property Management/Development	Period 1 of 10 (Current)	34	-1.0%	-1.0%	-1.0%	5%	Weakened												
7 Days - 10/13/23 to 10/20/23	REAL ESTATE - Property Management/Development	Period 2 of 10	34	-1.0%	-1.0%	-1.0%	5%	Weakened												
7 Days - 10/06/23 to 10/13/23	REAL ESTATE - Property Management/Development	Period 3 of 10	34	-1.0%	-1.0%	-1.0%	9%	Unchanged												
7 Days - 09/29/23 to 10/06/23	REAL ESTATE - Property Management/Development	Period 4 of 10	34	-1.0%	-1.0%	-1.0%	5%	Unchanged												
7 Days - 09/22/23 to 09/29/23	REAL ESTATE - Property Management/Development	Period 5 of 10	34	-1.0%	-1.0%	-1.0%	6%	Unchanged												
7 Days - 09/15/23 to 09/22/23	REAL ESTATE - Property Management/Development	Period 6 of 10	34	-1.0%	-1.0%	-1.0%	4%	Weakened												
7 Days - 09/08/23 to 09/15/23	REAL ESTATE - Property Management/Development	Period 7 of 10	34	-1.0%	-1.0%	-1.0%	1%	Unchanged												
7 Days - 09/01/23 to 09/08/23	REAL ESTATE - Property Management/Development	Period 8 of 10	34	-1.0%	-1.0%	-1.0%	13%	Weakened												
7 Days - 08/25/23 to 09/01/23	REAL ESTATE - Property Management/Development	Period 9 of 10	34	-1.0%	-1.0%	-1.0%	15%	Strengthened												
7 Days - 08/18/23 to 08/25/23	REAL ESTATE - Property Management/Development	Period 10 of 10	34	-1.0%	-1.0%	-1.0%	10%	Unchanged												
7 Days - 10/20/23 to 10/27/23	REAL ESTATE - REIT - Diversified/Industrial	Period 1 of 10 (Current)	51	-1.0%	-1.0%	-1.0%	7%	Unchanged												
7 Days - 10/13/23 to 10/20/23	REAL ESTATE - REIT - Diversified/Industrial	Period 2 of 10	51	-1.0%	-1.0%	-1.0%	6%	Weakened												
7 Days - 10/06/23 to 10/13/23	REAL ESTATE - REIT - Diversified/Industrial	Period 3 of 10	51	-1.0%	-1.0%	-1.0%	14%	Unchanged												
7 Days - 09/29/23 to 10/06/23	REAL ESTATE - REIT - Diversified/Industrial	Period 4 of 10	51	-1.0%	-1.0%	-1.0%	2%	Unchanged												
7 Days - 09/22/23 to 09/29/23	REAL ESTATE - REIT - Diversified/Industrial	Period 5 of 10	51	-1.0%	-1.0%	-1.0%	5%	Weakened												
7 Days - 09/15/23 to 09/22/23	REAL ESTATE - REIT - Diversified/Industrial	Period 6 of 10	51	-1.0%	-1.0%	-1.0%	1%	Weakened												
7 Days - 09/08/23 to 09/15/23	REAL ESTATE - REIT - Diversified/Industrial	Period 7 of 10	51	-1.0%	-1.0%	-1.0%	10%	Strengthened												
7 Days - 09/01/23 to 09/08/23	REAL ESTATE - REIT - Diversified/Industrial	Period 8 of 10	51	-1.0%	-1.0%	-1.0%	5%	Weakened												
7 Days - 08/25/23 to 09/01/23	REAL ESTATE - REIT - Diversified/Industrial	Period 9 of 10	51	-1.0%	-1.0%	-1.0%	14%	Strengthened												
7 Days - 08/18/23 to 08/25/23	REAL ESTATE - REIT - Diversified/Industrial	Period 10 of 10	51	-1.0%	-1.0%	-1.0%	8%	Strengthened												
7 Days - 10/20/23 to 10/27/23	REAL ESTATE - REIT - Healthcare Facilities	Period 1 of 10 (Current)	15	-1.0%	-1.0%	-1.0%	4%	Weakened												
7 Days - 10/13/23 to 10/20/23	REAL ESTATE - REIT - Healthcare Facilities	Period 2 of 10	15	-1.0%	-1.0%	-1.0%	0%	Weakened												
7 Days - 10/06/23 to 10/13/23	REAL ESTATE - REIT - Healthcare Facilities	Period 3 of 10	15	-1.0%	-1.0%	-1.0%	10%	Strengthened												
7 Days - 09/29/23 to 10/06/23	REAL ESTATE - REIT - Healthcare Facilities	Period 4 of 10	15	-1.0%	-1.0%	-1.0%	2%	Unchanged												
7 Days - 09/22/23 to 09/29/23	REAL ESTATE - REIT - Healthcare Facilities	Period 5 of 10	15	-1.0%	-1.0%	-1.0%	8%	Weakened												
7 Days - 09/15/23 to 09/22/23	REAL ESTATE - REIT - Healthcare Facilities	Period 6 of 10	15	-1.0%	-1.0%	-1.0%	4%	Weakened												
7 Days - 09/08/23 to 09/15/23	REAL ESTATE - REIT - Healthcare Facilities	Period 7 of 10	15	-1.0%	-1.0%	-1.0%	7%	Strengthened												
7 Days - 09/01/23 to 09/08/23	REAL ESTATE - REIT - Healthcare Facilities	Period 8 of 10	15	-1.0%	-1.0%	-1.0%	7%	Weakened												
7 Days - 08/25/23 to 09/01/23	REAL ESTATE - REIT - Healthcare Facilities	Period 9 of 10	15	-1.0%	-1.0%	-1.0%	7%	Strengthened												
7 Days - 08/18/23 to 08/25/23	REAL ESTATE - REIT - Healthcare Facilities	Period 10 of 10	15	-1.0%	-1.0%	-1.0%	3%	Weakened												
7 Days - 10/20/23 to 10/27/23	REAL ESTATE - REIT - Hotel/Motel	Period 1 of 10 (Current)	13	-1.0%	-1.0%	-1.0%	0%	Weakened												
7 Days - 10/13/23 to 10/20/23	REAL ESTATE - REIT - Hotel/Motel	Period 2 of 10	13	-1.0%	-1.0%	-1.0%	1%	Weakened												
7 Days - 10/06/23 to 10/13/23	REAL ESTATE - REIT - Hotel/Motel	Period 3 of 10	13	-1.0%	-1.0%	-1.0%	4%	Strengthened												
7 Days - 09/29/23 to 10/06/23	REAL ESTATE - REIT - Hotel/Motel	Period 4 of 10	13	-1.0%	-1.0%	-1.0%	1%	Unchanged												
7 Days - 09/22/23 to 09/29/23	REAL ESTATE - REIT - Hotel/Motel	Period 5 of 10	13	-1.0%	-1.0%	-1.0%	6%	Strengthened												
7 Days - 09/15/23 to 09/22/23	REAL ESTATE - REIT - Hotel/Motel	Period 6 of 10	13	-1.0%	-1.0%	-1.0%	6%	Unchanged												
7 Days - 09/08/23 to 09/15/23	REAL ESTATE - REIT - Hotel/Motel	Period 7 of 10	13	-1.0%	-1.0%	-1.0%	10%	Unchanged												
7 Days - 09/01/23 to 09/08/23	REAL ESTATE - REIT - Hotel/Motel	Period 8 of 10	13	-1.0%	-1.0%	-1.0%	9%	Unchanged												
7 Days - 08/25/23 to 09/01/23	REAL ESTATE - REIT - Hotel/Motel	Period 9 of 10	13	-1.0%	-1.0%	-1.0%	57%	Strengthened												
7 Days - 08/18/23 to 08/25/23	REAL ESTATE - REIT - Hotel/Motel	Period 10 of 10	13	-1.0%																

2C. Stocks 1 Week Strongest and Weakest

What: stocks currently rated Strongest/Weakest (highest/lowest of 9 strength ratings)

Why: most interesting stocks for available capital because

- the Strongest have the least amount of overhead supply to dampen breakouts while
- the Weakest may be prone to volatility, subject to big pops from bottom-fishing and short-covering BUT ALSO to bigger and faster falls.

(Not guaranteed and not a recommendation - weak stocks in weakening sub-industries may be better shorts than high-flyers.)

STOCK DETAIL (EDUCATIONAL PURPOSES ONLY/NOT FINANCIAL ADVICE)										1 week 10/20/23 to 10/27/23						
Sub-Industry	Ticker	Company	ID1	ID2	% Chg	ID3	Status	9Weakest	EVWeak	7Weaker	6Weak	5Avg	4Strong	3Stronger	2VStrong	1Strongest
REAL ESTATE - Mortgage Investment	COOP	Mr Cooper Group Inc	11-71-75	95%	7%	16%	1Strongest					COOP→	COOP→	COOP→	COOP→	COOP→
REAL ESTATE - Mortgage Investment	RKT	Rocket Companies Inc	99-71-75	3%	0%	19%	9Weakest	←←RKT	←←RKT							
REAL ESTATE - Mortgage Investment	KREF	KKR Real Estate Finance Trust Inc	95-71-75	5%	0%	15%	9Weakest	KREF								
REAL ESTATE - Mortgage Investment	EFC	Ellington Financial Inc	95-71-75	52%	-2%	-7%	9Weakest	EFC								
REAL ESTATE - Mortgage Investment	ALLY	Ally Financial Inc	95-71-75	27%	-2%	14%	9Weakest	ALLY								
REAL ESTATE - Mortgage Investment	BRT	Brt Realty Trust Sbi	95-71-75	49%	-4%	14%	9Weakest	BRT								
REAL ESTATE - Mortgage Investment	TRTX	TPG RE Finance Trust Inc	95-71-75	17%	-6%	23%	9Weakest	TRTX								
REAL ESTATE - Mortgage Investment	TREE	LendingTree Inc	95-71-75	0%	-9%	55%	9Weakest	TREE								
REAL ESTATE - Mortgage Investment	IVR	Invesco Mortgage Capital Incorporated	95-71-75	0%	-12%	42%	9Weakest	IVR								
REAL ESTATE - Property Management/Development	MLP	Maul Land & Pineapple Co	11-79-75	88%	1%	20%	1Strongest							MLP→	MLP→	MLP→
REAL ESTATE - Property Management/Development	HOU5	Anywhere Real Estate Inc	95-79-75	12%	7%	30%	9Weakest	HOU5								
REAL ESTATE - Property Management/Development	RMAX	RE/MAX Holdings Inc	95-79-75	2%	6%	36%	9Weakest	RMAX								
REAL ESTATE - Property Management/Development	OUT	OUTFRONT Media Inc	95-79-75	7%	6%	34%	9Weakest	OUT								
REAL ESTATE - Property Management/Development	NMRK	Newmark Group Inc	95-79-75	18%	3%	21%	9Weakest	NMRK								
REAL ESTATE - Property Management/Development	MMI	Marcus & Millischap Inc	95-79-75	16%	2%	14%	9Weakest	MMI								
REAL ESTATE - Property Management/Development	CIGI	Colliers International Group Inc	99-79-75	43%	1%	14%	9Weakest	←←CIGI	←←CIGI							
REAL ESTATE - Property Management/Development	CTO	CTO Realty Growth Inc	95-79-75	38%	0%	-7%	9Weakest	CTO								
REAL ESTATE - Property Management/Development	FRPH	FRP Holdings Inc	95-79-75	68%	0%	-4%	9Weakest	FRPH								
REAL ESTATE - Property Management/Development	ADC	Agree Realty Corp	95-79-75	18%	-1%	17%	9Weakest	ADC								
REAL ESTATE - Property Management/Development	TRC	Tejon Ranch Co	95-79-75	32%	-1%	13%	9Weakest	TRC								
REAL ESTATE - Property Management/Development	Z	Zillow Group Inc	99-79-75	8%	-1%	17%	9Weakest	←←Z	←←Z	←←Z						
REAL ESTATE - Property Management/Development	RDFN	Redfin Corporation	99-79-75	2%	-1%	45%	9Weakest	←←RDFN	←←RDFN	←←RDFN						
REAL ESTATE - Property Management/Development	SAFE	Safehold Inc	95-79-75	0%	-1%	40%	9Weakest	SAFE								
REAL ESTATE - Property Management/Development	HHH	ETFMG Real Estate Tech ETF	95-79-75	29%	-2%	16%	9Weakest	HHH								
REAL ESTATE - Property Management/Development	ALEX	Alexander & Baldwin Inc	95-79-75	40%	-2%	15%	9Weakest	ALEX								
REAL ESTATE - Property Management/Development	CBRE	CBRE Group Inc	95-79-75	45%	-2%	16%	9Weakest	CBRE								
REAL ESTATE - Property Management/Development	WD	Walker & Dunlop Inc	95-79-75	31%	-2%	19%	9Weakest	WD								
REAL ESTATE - Property Management/Development	IEP	Icahn Enterprise Lp	95-79-75	0%	-2%	52%	9Weakest	IEP								
REAL ESTATE - Property Management/Development	JLL	Jones Lang Lasalle Inc	95-79-75	22%	-3%	20%	9Weakest	JLL								
REAL ESTATE - Property Management/Development	KW	Kennedy-Wilson Hldgs	95-79-75	10%	-3%	21%	9Weakest	KW								
REAL ESTATE - Property Management/Development	PGRE	Paramount Group Inc	95-79-75	2%	-3%	12%	9Weakest	PGRE								
REAL ESTATE - Property Management/Development	RMR	The RMR Group Inc	99-79-75	1%	-5%	12%	9Weakest	←←RMR	←←RMR	←←RMR						
REAL ESTATE - Property Management/Development	BN	Brookfield Corporation	95-79-75	18%	-5%	11%	9Weakest	BN								
REAL ESTATE - Property Management/Development	INN	Summit Hotel Properties	95-79-75	28%	-5%	19%	9Weakest	INN								
REAL ESTATE - Property Management/Development	ARL	American Realty Invest	95-79-75	24%	-10%	41%	9Weakest	ARL								
REAL ESTATE - Property Management/Development	BBU	Brookfield Business Partners LP	95-79-75	0%	-13%	28%	9Weakest	BBU								

Strongest to Weakest stocks ratio is 5:141 (3% and 74% of total) 10/20/23 to 10/27/23.

Green Highlight: Strengthened

Red Highlight: Weakened

No Highlight: Unchanged

4

October 27, 2023

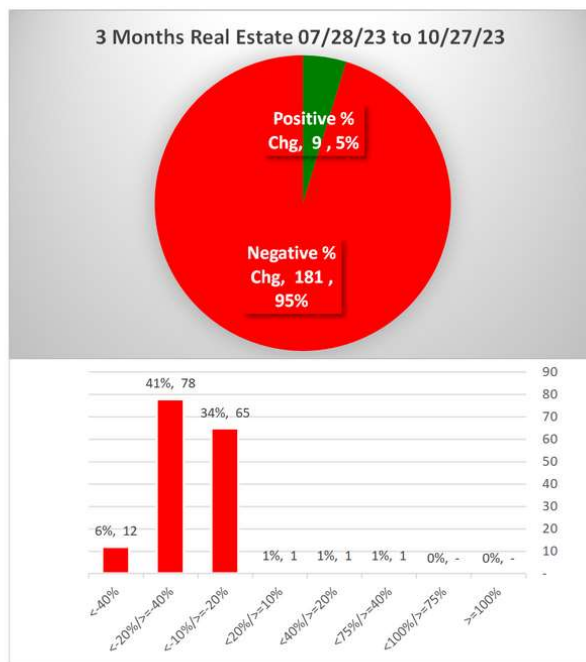
For educational purposes only. Not a stock or investment recommendation.

2C. Stocks 1 Week Strongest and Weakest

STOCK DETAIL (EDUCATIONAL PURPOSES ONLY/NOT FINANCIAL ADVICE)										1 week 10/20/23 to 10/27/23									
Sub-Industry	Ticker	Company	ID1	ID2	% Chg	ID3	Rating	1Week	2Week	3Week	4Week	5Week	6Week	7Week	8Week	9Week	10Week	11Week	12Week
REAL ESTATE - REIT - Diversified/Industrial	WFC	Wells Fargo & Co	95-85-75	19%	1%	17%	1Week	WFC	WFC	WFC	WFC	WFC	WFC	WFC	WFC	WFC	WFC	WFC	WFC
REAL ESTATE - REIT - Diversified/Industrial	NNN	National Retail Properties Inc	95-85-75	27%	0%	16%	1Week	NNN	NNN	NNN	NNN	NNN	NNN	NNN	NNN	NNN	NNN	NNN	NNN
REAL ESTATE - REIT - Diversified/Industrial	TCI	Transcontinental Rly In	95-85-75	41%	1%	23%	1Week	TCI	TCI	TCI	TCI	TCI	TCI	TCI	TCI	TCI	TCI	TCI	TCI
REAL ESTATE - REIT - Diversified/Industrial	GLPI	Gaming and Leisure Properties Inc	95-85-75	74%	1%	10%	1Week	GLPI	GLPI	GLPI	GLPI	GLPI	GLPI	GLPI	GLPI	GLPI	GLPI	GLPI	GLPI
REAL ESTATE - REIT - Diversified/Industrial	MITT	AG Mortgage Investment Trust Inc	95-85-75	3%	1%	18%	1Week	MITT	MITT	MITT	MITT	MITT	MITT	MITT	MITT	MITT	MITT	MITT	MITT
REAL ESTATE - REIT - Diversified/Industrial	FBRT	Franklin BSP Realty Trust Inc	95-85-75	65%	2%	9%	1Week	FBRT	FBRT	FBRT	FBRT	FBRT	FBRT	FBRT	FBRT	FBRT	FBRT	FBRT	FBRT
REAL ESTATE - REIT - Diversified/Industrial	ARI	Apollo Comm'l RE Est Fin Inc	95-85-75	33%	2%	12%	1Week	ARI	ARI	ARI	ARI	ARI	ARI	ARI	ARI	ARI	ARI	ARI	ARI
REAL ESTATE - REIT - Diversified/Industrial	OLP	One Liberty Properties	95-85-75	26%	2%	14%	1Week	OLP	OLP	OLP	OLP	OLP	OLP	OLP	OLP	OLP	OLP	OLP	OLP
REAL ESTATE - REIT - Diversified/Industrial	BNL	Broadstone Net Lease Inc	95-85-75	0%	2%	15%	1Week	BNL	BNL	BNL	BNL	BNL	BNL	BNL	BNL	BNL	BNL	BNL	BNL
REAL ESTATE - REIT - Diversified/Industrial	PCH	PotlatchDeltic Corporation	95-85-75	48%	2%	11%	1Week	PCH	PCH	PCH	PCH	PCH	PCH	PCH	PCH	PCH	PCH	PCH	PCH
REAL ESTATE - REIT - Diversified/Industrial	LAND	Gladstone Land Corporation	95-85-75	12%	2%	17%	1Week	LAND	LAND	LAND	LAND	LAND	LAND	LAND	LAND	LAND	LAND	LAND	LAND
REAL ESTATE - REIT - Diversified/Industrial	DEI	Douglas Emmett Inc	95-85-75	2%	2%	15%	1Week	DEI	DEI	DEI	DEI	DEI	DEI	DEI	DEI	DEI	DEI	DEI	DEI
REAL ESTATE - REIT - Diversified/Industrial	CM	Chimera Investment	95-85-75	1%	2%	19%	1Week	CM	CM	CM	CM	CM	CM	CM	CM	CM	CM	CM	CM
REAL ESTATE - REIT - Diversified/Industrial	PLYM	Plymouth Industrial REIT Inc	95-85-75	48%	3%	10%	1Week	PLYM	PLYM	PLYM	PLYM	PLYM	PLYM	PLYM	PLYM	PLYM	PLYM	PLYM	PLYM
REAL ESTATE - REIT - Diversified/Industrial	SRC	Spirit Realty Capital Inc	95-85-75	35%	3%	17%	1Week	SRC	SRC	SRC	SRC	SRC	SRC	SRC	SRC	SRC	SRC	SRC	SRC
REAL ESTATE - REIT - Diversified/Industrial	TRNO	Terreno Realty	95-85-75	27%	3%	16%	1Week	TRNO	TRNO	TRNO	TRNO	TRNO	TRNO	TRNO	TRNO	TRNO	TRNO	TRNO	TRNO
REAL ESTATE - REIT - Diversified/Industrial	AHH	Armada Hoffer Properties Inc	95-85-75	24%	3%	15%	1Week	AHH	AHH	AHH	AHH	AHH	AHH	AHH	AHH	AHH	AHH	AHH	AHH
REAL ESTATE - REIT - Diversified/Industrial	UMH	UMH Properties Inc	95-85-75	24%	3%	13%	1Week	UMH	UMH	UMH	UMH	UMH	UMH	UMH	UMH	UMH	UMH	UMH	UMH
REAL ESTATE - REIT - Diversified/Industrial	CUZ	Cousins Properties Inc	95-85-75	1%	3%	20%	1Week	CUZ	CUZ	CUZ	CUZ	CUZ	CUZ	CUZ	CUZ	CUZ	CUZ	CUZ	CUZ
REAL ESTATE - REIT - Diversified/Industrial	EARN	Eltington Residential Mortgage REIT	95-85-75	13%	3%	26%	1Week	EARN	EARN	EARN	EARN	EARN	EARN	EARN	EARN	EARN	EARN	EARN	EARN
REAL ESTATE - REIT - Diversified/Industrial	GOOD	Gladstone Commercial Corp	95-85-75	21%	3%	11%	1Week	GOOD	GOOD	GOOD	GOOD	GOOD	GOOD	GOOD	GOOD	GOOD	GOOD	GOOD	GOOD
REAL ESTATE - REIT - Diversified/Industrial	HASI	Hannon Armstrong Sustainable Infrastructure	95-85-75	4%	4%	36%	1Week	HASI	HASI	HASI	HASI	HASI	HASI	HASI	HASI	HASI	HASI	HASI	HASI
REAL ESTATE - REIT - Diversified/Industrial	GRP.U	Granite Real Estate Inc Staple	95-85-75	33%	4%	20%	1Week	GRP.U	GRP.U	GRP.U	GRP.U	GRP.U	GRP.U	GRP.U	GRP.U	GRP.U	GRP.U	GRP.U	GRP.U
REAL ESTATE - REIT - Diversified/Industrial	ACRE	Acre Commercial Real Estate Corporation	95-85-75	35%	4%	11%	1Week	ACRE	ACRE	ACRE	ACRE	ACRE	ACRE	ACRE	ACRE	ACRE	ACRE	ACRE	ACRE
REAL ESTATE - REIT - Diversified/Industrial	RC	Ready Capital Corporation	95-85-75	41%	4%	16%	1Week	RC	RC	RC	RC	RC	RC	RC	RC	RC	RC	RC	RC
REAL ESTATE - REIT - Diversified/Industrial	FR	First Industrial Realty Trust Inc	95-85-75	34%	4%	21%	1Week	FR	FR	FR	FR	FR	FR	FR	FR	FR	FR	FR	FR
REAL ESTATE - REIT - Diversified/Industrial	BON	Brandywine Realty Trust	95-85-75	2%	4%	21%	1Week	BON	BON	BON	BON	BON	BON	BON	BON	BON	BON	BON	BON
REAL ESTATE - REIT - Diversified/Industrial	CUBE	CubeSmart	95-85-75	36%	4%	22%	1Week	CUBE	CUBE	CUBE	CUBE	CUBE	CUBE	CUBE	CUBE	CUBE	CUBE	CUBE	CUBE
REAL ESTATE - REIT - Diversified/Industrial	LXP	LXP Industrial Trust	95-85-75	0%	4%	21%	1Week	LXP	LXP	LXP	LXP	LXP	LXP	LXP	LXP	LXP	LXP	LXP	LXP
REAL ESTATE - REIT - Diversified/Industrial	EXR	Extra Space Storage Inc	95-85-75	20%	5%	28%	1Week	EXR	EXR	EXR	EXR	EXR	EXR	EXR	EXR	EXR	EXR	EXR	EXR
REAL ESTATE - REIT - Diversified/Industrial	REXR	Rexford Industrial Realty Inc	95-85-75	18%	5%	24%	1Week	REXR	REXR	REXR	REXR	REXR	REXR	REXR	REXR	REXR	REXR	REXR	REXR
REAL ESTATE - REIT - Diversified/Industrial	PLD	Prologis Inc	95-85-75	31%	5%	20%	1Week	PLD	PLD	PLD	PLD	PLD	PLD	PLD	PLD	PLD	PLD	PLD	PLD
REAL ESTATE - REIT - Diversified/Industrial	PSA	Public Storage	95-85-75	30%	5%	17%	1Week	PSA	PSA	PSA	PSA	PSA	PSA	PSA	PSA	PSA	PSA	PSA	PSA
REAL ESTATE - REIT - Diversified/Industrial	CMCT	Creative Media & Community Trust Corpora	95-85-75	1%	5%	11%	1Week	CMCT	CMCT	CMCT	CMCT	CMCT	CMCT	CMCT	CMCT	CMCT	CMCT	CMCT	CMCT
REAL ESTATE - REIT - Diversified/Industrial	NSA	National Storage Affiliates Trust	95-85-75	12%	5%	23%	1Week	NSA	NSA	NSA	NSA	NSA	NSA	NSA	NSA	NSA	NSA	NSA	NSA
REAL ESTATE - REIT - Diversified/Industrial	ORC	Orchid Island Capital Inc	95-85-75	0%	7%	40%	1Week	ORC	ORC	ORC	ORC	ORC	ORC	ORC	ORC	ORC	ORC	ORC	ORC
REAL ESTATE - REIT - Diversified/Industrial	NLY	Annaly Capital Management Inc	95-85-75	0%	9%	25%	1Week	NLY	NLY	NLY	NLY	NLY	NLY	NLY	NLY	NLY	NLY	NLY	NLY
REAL ESTATE - REIT - Diversified/Industrial	CSR	Centerspace	95-85-75	5%	10%	21%	1Week	CSR	CSR	CSR	CSR	CSR	CSR	CSR	CSR	CSR	CSR	CSR	CSR
REAL ESTATE - REIT - Healthcare Facilities	OH	Omega Healthcare Invest	15-69-75	60%	1%	10%	1Strongest	OH	OH	OH	OH	OH	OH	OH	OH	OH	OH	OH	OH
REAL ESTATE - REIT - Healthcare Facilities	CTRE	CarfTrust REIT Inc	15-69-75	77%	1%	7%	1Strongest	CTRE	CTRE	CTRE	CTRE	CTRE	CTRE	CTRE	CTRE	CTRE	CTRE	CTRE	CTRE
REAL ESTATE - REIT - Healthcare Facilities	MPW	Medical Properties Trust Inc	95-69-75	2%	1%	13%	1Week	MPW	MPW	MPW	MPW	MPW	MPW	MPW	MPW	MPW	MPW	MPW	MPW
REAL ESTATE - REIT - Healthcare Facilities	UHT	Universal Health Realty Tr	95-69-75	1%	1%	19%	1Week	UHT	UHT	UHT	UHT	UHT	UHT	UHT	UHT	UHT	UHT	UHT	UHT
REAL ESTATE - REIT - Healthcare Facilities	NHI	National Health Investors Inc	95-69-75	28%	1%	6%	1Week	NHI	NHI	NHI	NHI	NHI	NHI	NHI	NHI	NHI	NHI	NHI	NHI
REAL ESTATE - REIT - Healthcare Facilities	VTR	Ventas	95-69-75	42%	0%	9%	1Week	VTR	VTR	VTR	VTR	VTR	VTR	VTR	VTR	VTR	VTR	VTR	VTR
REAL ESTATE - REIT - Healthcare Facilities	PEAK	Healthpeak	95-69-75	0%	1%	23%	1Week	PEAK	PEAK	PEAK	PEAK	PEAK	PEAK	PEAK	PEAK	PEAK	PEAK	PEAK	PEAK
REAL ESTATE - REIT - Healthcare Facilities	CHCT	Community Healthcare Trust	95-69-75	20%	1%	20%	1Week	CHCT	CHCT	CHCT	CHCT	CHCT	CHCT	CHCT	CHCT	CHCT	CHCT	CHCT	CHCT
REAL ESTATE - REIT - Healthcare Facilities	DOC	Physicians Realty Trust	95-69-75	0%	2%	21%	1Week	DOC	DOC	DOC	DOC	DOC	DOC	DOC	DOC	DOC	DOC	DOC	DOC
REAL ESTATE - REIT - Healthcare Facilities	GNRE	Global Medical REIT Inc	95-69-75	12%	3%	11%	1Week	GNRE	GNRE	GNRE	GNRE	GNRE	GNRE	GNRE	GNRE	GNRE	GNRE	GNRE	GNRE
REAL ESTATE - REIT - Healthcare Facilities	LTC	Ltc Properties Inc	95-69-75	19%	3%	9%	1Week	LTC	LTC	LTC	LTC	LTC	LTC	LTC	LTC	LTC	LTC	LTC	LTC
REAL ESTATE - REIT - Healthcare Facilities	HR	Healthcare Realty Trust	95-69-75	0%	3%	24%	1Week	HR	HR	HR	HR	HR	HR	HR	HR	HR	HR	HR	HR
REAL ESTATE - REIT - Hotel/Motel	HT	Hersha Hospitality Trust	15-79-75	43%	0%	31%	1Strongest	HT	HT	HT	HT	HT	HT	HT	HT	HT	HT	HT	HT
REAL ESTATE - REIT - Hotel/Motel	FCPT	Four Corners Property Trust Inc	95-79-75	36%	2%	20%	1Week	FCPT	FCPT	FCPT	FCPT	FCPT	FCPT	FCPT	FCPT	FCPT	FCPT	FCPT	FCPT
REAL ESTATE - REIT - Hotel/Motel	RHP	Ryman Hospitality Properties Inc	95-79-75	81%	2%	8%	1Week	RHP	RHP	RHP	RHP	RHP	RHP	RHP	RHP	RHP	RHP	RHP	RHP
REAL ESTATE - REIT - Hotel/Motel	HST	Host Hotels & Resorts Inc	95-79-75	4%	3%	13%	1Week	HST	HST	HST	HST	HST	HST	HST	HST	HST	HST	HST	HST
REAL ESTATE - REIT - Hotel/Motel	RLJ	RLJ Lodging Trust	95-79-75	32%	4%	13%	1Week	RLJ	RLJ	RLJ	RLJ	RLJ	RLJ	RLJ	RLJ	RLJ	RLJ	RLJ	RLJ
REAL ESTATE - REIT - Hotel/Motel	CLDT	Chatham Lodging Trust	95-79-75	30%	5%	14%	1Week	CLDT	CLDT	CLDT	CLDT	CLDT	CLDT	CLDT	CLDT	CLDT	CLDT	CLDT	CLDT
REAL ESTATE - REIT - Hotel/Motel	DRH	Diamondrock Hospitality Co	95-79-75	56%	5%	10%	1Week	DRH	DRH	DRH	DRH	DRH	DRH	DRH	DRH	DRH	DRH	DRH	DRH
REAL ESTATE - REIT - Hotel/Motel	PEB	Pebblebrook Hotel Trust	95-79-75	20%	10%	18%	1Week	PEB	PEB	PEB	PEB	PEB	PEB	PEB	PEB	PEB	PEB	PEB	PEB
REAL ESTATE - REIT - Hotel/Motel	AHT	Ashford Hospitality Tr Inc	95-79-75	0%	11%	48%	1Week	AHT	AHT	AHT	AHT	AHT	AHT	AHT	AHT	AHT	AHT	AHT	AHT
REAL ESTATE - REIT - Office	EOC	Equity Commonwealth	95-85-75	3%	2%	10%	1Week	EOC	EOC	EOC	EOC	EOC	EOC	EOC	EOC	EOC	EOC	EOC	EOC
REAL ESTATE - REIT - Office	OP	Office Properties Income Trust	95-85-75	0%	1%	55%	1Week	OP	OP	OP	OP	OP	OP	OP	OP	OP	OP	OP	OP
REAL ESTATE - REIT - Office	DEA	Easterly Government Properties Inc	95-85-75	1%	1%	25%	1Week	DEA	DEA	DEA	DEA	DEA	DEA	DEA	DEA	DEA	DEA	DEA	DEA
REAL ESTATE - REIT - Office	AAT	American Assets Trust Inc	95-85-75	4%	2%	15%	1Week	AAT	AAT	AAT	AAT	AAT	AAT	AAT	AAT	AAT	AAT	AAT	AAT
REAL ESTATE - REIT - Office	CDP	CDP Defense Properties	95-85-75	47%	2%	7%	1Week	CDP	CDP	CDP	CDP	CDP	CDP	CDP	CDP	CDP	CDP	CDP	CDP
REAL ESTATE - REIT - Office	PDM	Piedmont Office Realty Trust	95-85-75	0%	3%	30%	1Week	PDM	PDM	PDM	PDM	PDM	PDM	PDM	PDM	PDM	PDM	PDM	PDM
REAL ESTATE - REIT - Office	BRSP	BrightSpire Capital Inc	95-85-75	17%	3%	17%	1Week	BRSP	BRSP	BRSP	BRSP	BRSP	BRSP	BRSP	BRSP	BRSP	BRSP	BRSP	BRSP
REAL ESTATE - REIT - Office	HW	Highwoods Properties Inc	95-85-75	1%	3%	25%	1Week	HW	HW	HW	HW	HW	HW	HW	HW	HW	HW	HW	HW
REAL ESTATE - REIT - Office	ARE	Alexandria Real Est Eqt	95-85-75	4%	4%	26%	1Week	ARE	ARE	ARE	ARE	ARE	ARE	ARE	ARE	ARE	ARE	ARE	ARE
REAL ESTATE - REIT - Office	GNL	Global Net Lease Inc	95-85-75	0%	5%	31%	1Week	GNL	GNL	GNL	GNL	GNL	GNL	GNL	GNL	GNL	GNL	GNL	GNL
REAL ESTATE - REIT - Office	KRC	Kilroy Realty Corp	95-85-75	3%	5%	16%	1Week	KRC	KRC	KRC	KRC	KRC	KRC	KRC	KRC	KRC	KRC	KRC	KRC
REAL ESTATE - REIT - Office	CIO	City Office REIT Inc	95-85-75	0%	9%	42%	1Week	CIO	CIO	CIO	CIO	CIO	CIO	CIO	CIO	CIO	CIO	CIO	CIO
REAL ESTATE - REIT - Office	HPP	Hudson Pacific Properties	95-85-75	1%	10%	31%	1Week	HPP	HPP	HPP	HPP	HPP	HPP	HPP	HPP	HPP	HPP	HPP	HPP
REAL ESTATE - REIT - Residential	PMT	PennyMac Mortgage Investment Trust	95-85-75	37%	1%	4%	1Week	PMT	PMT	PMT	PMT	PMT	PMT	PMT	PMT	PMT	PMT	PMT	PMT
REAL ESTATE - REIT - Residential	SUI	Sun Communities Inc	95-85-75	6%	2%	19%	1Week	SUI	SUI	SUI	SUI	SUI	SUI	SUI	SUI	SUI	SUI	SUI	SUI
REAL ESTATE - REIT - Residential	LGIH	LGI Homes Inc	95-85-75	36%	0%	24%	1Week	LGIH	LGIH	LGIH	LGIH	LGIH	LGIH	LGIH	LGIH	LGIH	LGIH	LGIH	LGIH
REAL ESTATE - REIT - Residential	ELS	Elis Lifestyle Properties	95-85-75	44%	1%	4%	1Week	ELS	ELS	ELS	ELS	ELS	ELS	ELS	ELS	ELS	ELS	ELS	ELS
REAL ESTATE - REIT - Residential	ESS	Essex Property Trust Inc	95-85-75	14%	2%	8%	1Week	ESS	ESS	ESS	ESS	ESS	ESS	ESS	ESS	ESS	ESS	ESS	ESS
REAL ESTATE - REIT - Residential	GPMT	Granite Point Mortgage Trust Inc	95-85-75	10%	3%	23%	1Week	GPMT	GPMT	GPMT	GPMT	GPMT	GPMT	GPMT	GPMT	GPMT	GPMT	GPMT	GPMT
REAL ESTATE - REIT - Residential	NYMT	New York Mortgage Trust Inc	95-85-75	16%	3%	2													

3. STRENGTH BY LOOKBACK PERIOD (with Best/Worst stocks)

3A. Lookback 3 Months



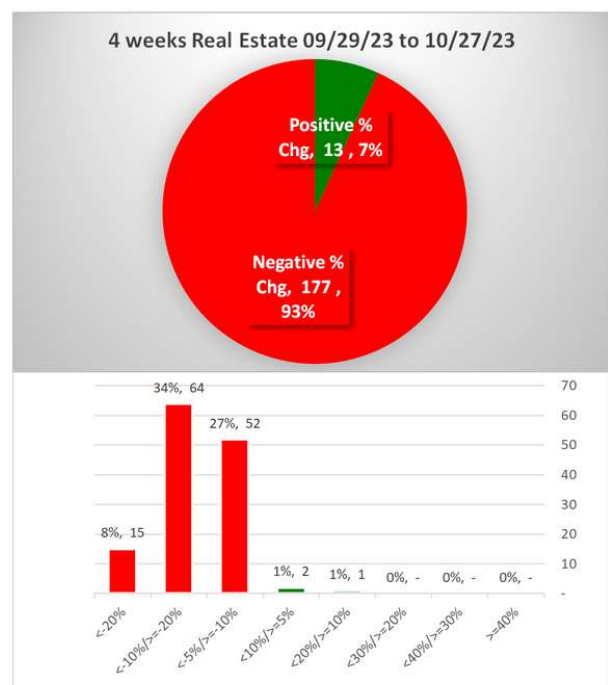
Tick	Be	i	%	Company	Sub-Industry
HT	07/28/23	10/27/23	58%	Hersha Hospitality Trust	REAL ESTATE - REIT - Hotel/Motel
TPL	07/28/23	10/27/23	21%	Texas Pacific Land Trust	REAL ESTATE - Property Management/Development
SITC	07/28/23	10/27/23	-20%	SITE Centers Corp	REAL ESTATE - REIT - Retail
ELME	07/28/23	10/27/23	-20%	Elme Communities	REAL ESTATE - REIT - Residential
O	07/28/23	10/27/23	-20%	Realty Income Corp	REAL ESTATE - REIT - Retail
BXP	07/28/23	10/27/23	-21%	Boston Properties Inc	REAL ESTATE - REIT - Office
COLD	07/28/23	10/27/23	-21%	Americold Realty Trust	REAL ESTATE - REIT - Diversified/Industrial
AAT	07/28/23	10/27/23	-21%	American Assets Trust Inc	REAL ESTATE - REIT - Office
MAA	07/28/23	10/27/23	-21%	Mid America Apartment Communities	REAL ESTATE - REIT - Residential
GRP.U	07/28/23	10/27/23	-21%	Granite Real Estate Inc Staple	REAL ESTATE - REIT - Diversified/Industrial
PLD	07/28/23	10/27/23	-21%	ProLogis Inc	REAL ESTATE - REIT - Diversified/Industrial
FCPT	07/28/23	10/27/23	-21%	Four Corners Property Trust Inc	REAL ESTATE - REIT - Hotel/Motel
FR	07/28/23	10/27/23	-21%	First Industrial Realty Trust Inc.	REAL ESTATE - REIT - Diversified/Industrial
CSR	07/28/23	10/27/23	-21%	Centerspace	REAL ESTATE - REIT - Diversified/Industrial
SLG	07/28/23	10/27/23	-21%	SI Green Realty Corp	REAL ESTATE - REIT - Retail
RC	07/28/23	10/27/23	-21%	Ready Capital Corporation	REAL ESTATE - REIT - Diversified/Industrial
ALLY	07/28/23	10/27/23	-21%	Ally Financial Inc	REAL ESTATE - Mortgage Investment
CUBE	07/28/23	10/27/23	-22%	CubeSmart	REAL ESTATE - REIT - Diversified/Industrial
ARI	07/28/23	10/27/23	-22%	Apollo Commcl RI Est Fin Inc	REAL ESTATE - REIT - Diversified/Industrial
UDR	07/28/23	10/27/23	-22%	Udr Inc	REAL ESTATE - REIT - Residential
HHH	07/28/23	10/27/23	-22%	ETFMG Real Estate Tech ETF	REAL ESTATE - Property Management/Development
MMI	07/28/23	10/27/23	-22%	Marcus & Millichap Inc	REAL ESTATE - Property Management/Development
FOR	07/28/23	10/27/23	-22%	Forestar Group Inc.	REAL ESTATE - Property Management/Development
WPC	07/28/23	10/27/23	-22%	Wp Carey & Co Llc	REAL ESTATE - REIT - Diversified/Industrial
HPP	07/28/23	10/27/23	-22%	Hudson Pacific Properties	REAL ESTATE - REIT - Office
KRC	07/28/23	10/27/23	-22%	Kilroy Realty Corp	REAL ESTATE - REIT - Office
CCS	07/28/23	10/27/23	-22%	Century Communities Inc	REAL ESTATE - REIT - Residential
CPT	07/28/23	10/27/23	-23%	Camden Property Trust	REAL ESTATE - REIT - Residential
DEI	07/28/23	10/27/23	-23%	Douglas Emmett Inc	REAL ESTATE - REIT - Diversified/Industrial
REXR	07/28/23	10/27/23	-23%	Rexford Industrial Realty Inc	REAL ESTATE - REIT - Diversified/Industrial
MAC	07/28/23	10/27/23	-23%	The Macerich Company	REAL ESTATE - REIT - Retail
PEB	07/28/23	10/27/23	-23%	Pebblebrook Hotel Trust	REAL ESTATE - REIT - Hotel/Motel
SRG	07/28/23	10/27/23	-23%	Seritage Growth Properties	REAL ESTATE - REIT - Retail

KW	07/28/23	10/27/23	-24%	Kennedy-Wilson Hldgs	REAL ESTATE - Property Management/Development
UNIT	07/28/23	10/27/23	-24%	Uniti Group Inc	REAL ESTATE - REIT - Diversified/Industrial
LXP	07/28/23	10/27/23	-24%	LXP Industrial Trust	REAL ESTATE - REIT - Diversified/Industrial
UWMC	07/28/23	10/27/23	-24%	UWM Holdings Corporation	REAL ESTATE - Mortgage Investment
DOC	07/28/23	10/27/23	-24%	Physicians Realty Trust	REAL ESTATE - REIT - Healthcare Facilities
PEAK	07/28/23	10/27/23	-24%	Healthpeak	REAL ESTATE - REIT - Healthcare Facilities
ROIC	07/28/23	10/27/23	-24%	Retail Opportunity Inv Corp	REAL ESTATE - REIT - Retail
BDN	07/28/23	10/27/23	-25%	Brandywine Realty Trust	REAL ESTATE - REIT - Diversified/Industrial
MFA	07/28/23	10/27/23	-25%	Mfa Financial Inc	REAL ESTATE - REIT - Diversified/Industrial
JLL	07/28/23	10/27/23	-26%	Jones Lang Lasalle Inc	REAL ESTATE - Property Management/Development
MITT	07/28/23	10/27/23	-26%	AG Mortgage Investment Trust Inc.	REAL ESTATE - REIT - Diversified/Industrial
EXR	07/28/23	10/27/23	-26%	Extra Space Storage Inc	REAL ESTATE - REIT - Diversified/Industrial
NYMT	07/28/23	10/27/23	-27%	New York Mortgage Trust Inc	REAL ESTATE - REIT - Residential
CUZ	07/28/23	10/27/23	-27%	Cousins Properties Inc	REAL ESTATE - REIT - Diversified/Industrial
TWO	07/28/23	10/27/23	-27%	Two Harbors Investment Corp	REAL ESTATE - REIT - Residential
CIM	07/28/23	10/27/23	-27%	Chimera Investment	REAL ESTATE - REIT - Diversified/Industrial
ARE	07/28/23	10/27/23	-28%	Alexandria Real Est Eqt	REAL ESTATE - REIT - Office
IRT	07/28/23	10/27/23	-28%	Independence Realty Trust Incorpora	REAL ESTATE - REIT - Residential
NLY	07/28/23	10/27/23	-28%	Annaly Capital Management Inc	REAL ESTATE - REIT - Diversified/Industrial
VRE	07/28/23	10/27/23	-28%	Veris Residential Inc	REAL ESTATE - REIT - Residential
DX	07/28/23	10/27/23	-28%	Dynex Capital Inc	REAL ESTATE - REIT - Residential
BRSP	07/28/23	10/27/23	-28%	BrightSpire Capital Inc	REAL ESTATE - REIT - Office
Z	07/28/23	10/27/23	-28%	Zillow Group Inc	REAL ESTATE - Property Management/Development
HR	07/28/23	10/27/23	-28%	Healthcare Realty Trust	REAL ESTATE - REIT - Healthcare Facilities
BBU	07/28/23	10/27/23	-28%	Brookfield Business Partners LP	REAL ESTATE - Property Management/Development
TRTX	07/28/23	10/27/23	-28%	TPG RE Finance Trust Inc	REAL ESTATE - Mortgage Investment
JOE	07/28/23	10/27/23	-28%	The Saint Joe Co	REAL ESTATE - Property Management/Development
DEA	07/28/23	10/27/23	-28%	Easterly Government Properties Inc	REAL ESTATE - REIT - Office
WD	07/28/23	10/27/23	-28%	Walker & Dunlop Inc	REAL ESTATE - Property Management/Development
ABR	07/28/23	10/27/23	-28%	Arbor Realty Trust Inc	REAL ESTATE - REIT - Diversified/Industrial
EARN	07/28/23	10/27/23	-29%	Ellington Residential Mortgage REIT	REAL ESTATE - REIT - Diversified/Industrial
HIW	07/28/23	10/27/23	-29%	Highwoods Properties Inc	REAL ESTATE - REIT - Office
GNL	07/28/23	10/27/23	-29%	Global Net Lease Inc	REAL ESTATE - REIT - Office
BHR	07/28/23	10/27/23	-30%	Braemar Hotels & Resorts Inc	REAL ESTATE - REIT - Hotel/Motel
PDM	07/28/23	10/27/23	-31%	Piedmont Office Realty Trust	REAL ESTATE - REIT - Office
AIV	07/28/23	10/27/23	-32%	Apartment Investment & Managemen	REAL ESTATE - REIT - Residential
GPMT	07/28/23	10/27/23	-32%	Granite Point Mortgage Trust Inc	REAL ESTATE - REIT - Residential
AGNC	07/28/23	10/27/23	-32%	AGNC Investment Corp	REAL ESTATE - REIT - Residential
RKT	07/28/23	10/27/23	-33%	Rocket Companies Inc	REAL ESTATE - Mortgage Investment
NXRT	07/28/23	10/27/23	-35%	NexPoint Residential Trust Inc	REAL ESTATE - REIT - Residential
HASI	07/28/23	10/27/23	-36%	Hannon Armstrong Sustainable Infra	REAL ESTATE - REIT - Diversified/Industrial
LGIH	07/28/23	10/27/23	-36%	LGI Homes Inc	REAL ESTATE - REIT - Residential
ARL	07/28/23	10/27/23	-36%	American Realty Invest	REAL ESTATE - Property Management/Development
OUT	07/28/23	10/27/23	-37%	OUTFRONT Media Inc	REAL ESTATE - Property Management/Development
CHMI	07/28/23	10/27/23	-37%	Cherry Hill Mortgage Investment Con	REAL ESTATE - REIT - Residential
CIO	07/28/23	10/27/23	-37%	City Office REIT Inc	REAL ESTATE - REIT - Office
SAFE	07/28/23	10/27/23	-39%	Safehold Inc	REAL ESTATE - Property Management/Development
EXPI	07/28/23	10/27/23	-41%	eXp World Holdings Inc	REAL ESTATE - REIT - Residential
RMAX	07/28/23	10/27/23	-43%	RE/MAX Holdings Inc.	REAL ESTATE - Property Management/Development
ORC	07/28/23	10/27/23	-44%	Orchid Island Capital Inc	REAL ESTATE - REIT - Diversified/Industrial
HOUS	07/28/23	10/27/23	-45%	Anywhere Real Estate Inc	REAL ESTATE - Property Management/Development
OPI	07/28/23	10/27/23	-45%	Office Properties Income Trust	REAL ESTATE - REIT - Office
IVR	07/28/23	10/27/23	-46%	Invesco Mortgage Capital Incorporat	REAL ESTATE - Mortgage Investment
ARR	07/28/23	10/27/23	-47%	Armour Residential Reit	REAL ESTATE - REIT - Residential
AHT	07/28/23	10/27/23	-48%	Ashford Hospitality Tr Inc	REAL ESTATE - REIT - Hotel/Motel
IEP	07/28/23	10/27/23	-49%	Icahn Enterprise Lp	REAL ESTATE - Property Management/Development
MPW	07/28/23	10/27/23	-51%	Medical Properties Trust Inc	REAL ESTATE - REIT - Healthcare Facilities
TREE	07/28/23	10/27/23	-56%	LendingTree Inc	REAL ESTATE - Mortgage Investment
RDFN	07/28/23	10/27/23	-65%	Redfin Corporation	REAL ESTATE - Property Management/Development

2 stocks > +20% and 90 stocks < -20% (1% and 47% of total) 07/28/23 to 10/27/23.

3. STRENGTH BY LOOKBACK PERIOD (with Best/Worst stocks)

3B. Lookback 4 Weeks



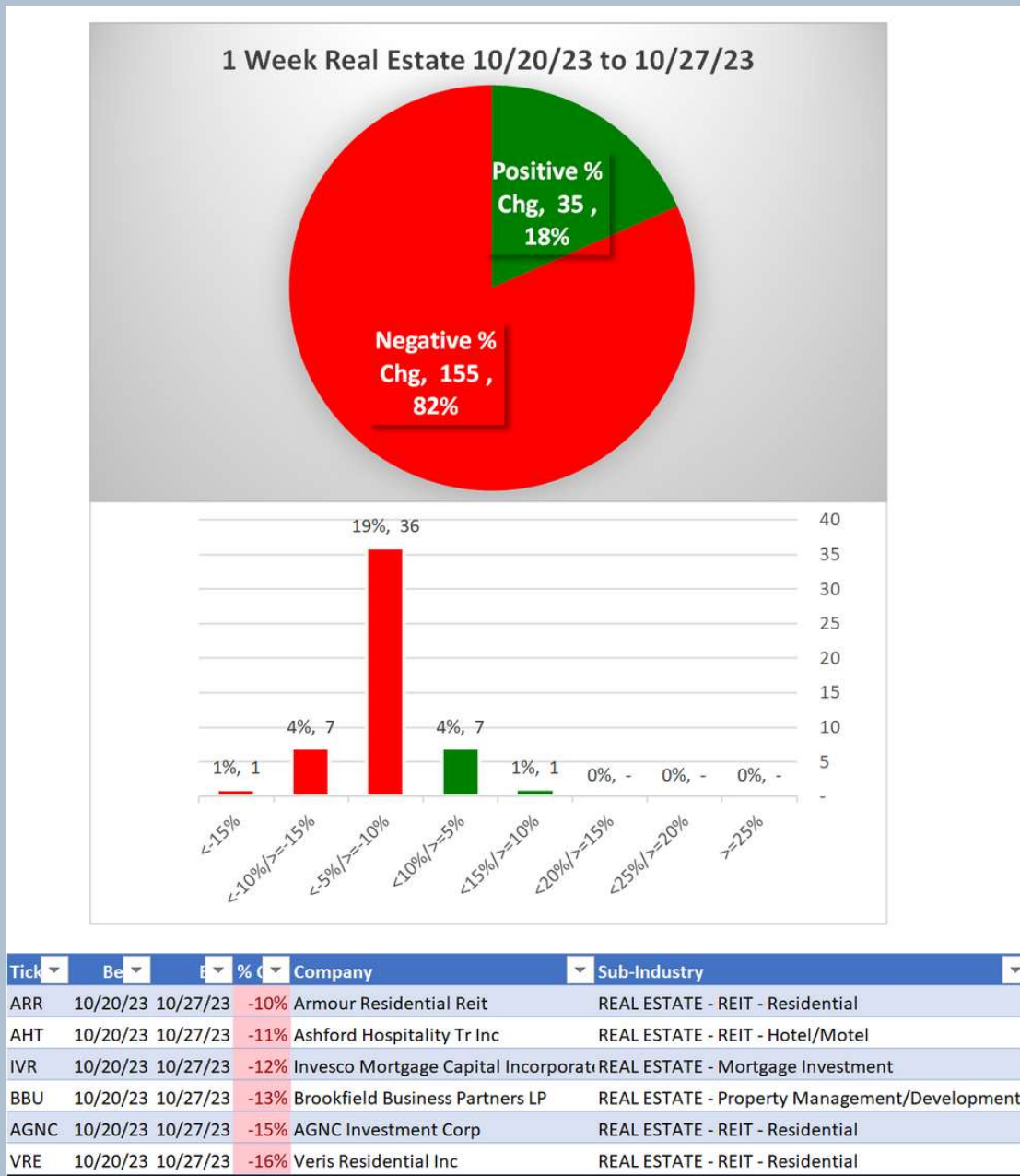
Tick	Be	t	% c	Company	Sub-Industry
MLP	09/29/23	10/27/23	12%	Maui Land & Pineapple Co	REAL ESTATE - Property Management/Development
SITC	09/29/23	10/27/23	-10%	SITE Centers Corp	REAL ESTATE - REIT - Retail
MPW	09/29/23	10/27/23	-10%	Medical Properties Trust Inc	REAL ESTATE - REIT - Healthcare Facilities
TRNO	09/29/23	10/27/23	-10%	Terreno Realty	REAL ESTATE - REIT - Diversified/Industrial
CBRE	09/29/23	10/27/23	-10%	CBRE Group Inc.	REAL ESTATE - Property Management/Development
ROIC	09/29/23	10/27/23	-11%	Retail Opportunity Inv Corp	REAL ESTATE - REIT - Retail
NSA	09/29/23	10/27/23	-11%	National Storage Affiliates Trust	REAL ESTATE - REIT - Diversified/Industrial
PEAK	09/29/23	10/27/23	-11%	Healthpeak	REAL ESTATE - REIT - Healthcare Facilities
BXMT	09/29/23	10/27/23	-11%	Blackstone Mortgage Trust Inc	REAL ESTATE - Mortgage Investment
NYMT	09/29/23	10/27/23	-11%	New York Mortgage Trust Inc	REAL ESTATE - REIT - Residential
RKT	09/29/23	10/27/23	-11%	Rocket Companies Inc	REAL ESTATE - Mortgage Investment
STWD	09/29/23	10/27/23	-11%	Starwood Property Trust Incorporated	REAL ESTATE - REIT - Diversified/Industrial
CUBE	09/29/23	10/27/23	-11%	CubeSmart	REAL ESTATE - REIT - Diversified/Industrial
MAC	09/29/23	10/27/23	-11%	The Macerich Company	REAL ESTATE - REIT - Retail
RMR	09/29/23	10/27/23	-11%	The RMR Group Inc	REAL ESTATE - Property Management/Development
CPT	09/29/23	10/27/23	-11%	Camden Property Trust	REAL ESTATE - REIT - Residential
EXPI	09/29/23	10/27/23	-11%	eXp World Holdings Inc	REAL ESTATE - REIT - Residential
HHH	09/29/23	10/27/23	-11%	ETFMG Real Estate Tech ETF	REAL ESTATE - Property Management/Development
UDR	09/29/23	10/27/23	-12%	Udr Inc	REAL ESTATE - REIT - Residential
TCPC	09/29/23	10/27/23	-12%	TCP Capital Corp	REAL ESTATE - Mortgage Investment
MITT	09/29/23	10/27/23	-12%	AG Mortgage Investment Trust Inc.	REAL ESTATE - REIT - Diversified/Industrial
ALLY	09/29/23	10/27/23	-12%	Ally Financial Inc	REAL ESTATE - Mortgage Investment
BXP	09/29/23	10/27/23	-12%	Boston Properties Inc	REAL ESTATE - REIT - Office
LGIH	09/29/23	10/27/23	-12%	LGI Homes Inc	REAL ESTATE - REIT - Residential
LXP	09/29/23	10/27/23	-12%	LXP Industrial Trust	REAL ESTATE - REIT - Diversified/Industrial
UNIT	09/29/23	10/27/23	-12%	Uniti Group Inc	REAL ESTATE - REIT - Diversified/Industrial
KREF	09/29/23	10/27/23	-12%	KKR Real Estate Finance Trust Inc	REAL ESTATE - Mortgage Investment
CUZ	09/29/23	10/27/23	-12%	Cousins Properties Inc	REAL ESTATE - REIT - Diversified/Industrial
GRP.U	09/29/23	10/27/23	-12%	Granite Real Estate Inc Staple	REAL ESTATE - REIT - Diversified/Industrial

WD	09/29/23	10/27/23	-13%	Walker & Dunlop Inc	REAL ESTATE - Property Management/Development
KRC	09/29/23	10/27/23	-13%	Kilroy Realty Corp	REAL ESTATE - REIT - Office
JLL	09/29/23	10/27/23	-13%	Jones Lang Lasalle Inc	REAL ESTATE - Property Management/Development
DEI	09/29/23	10/27/23	-13%	Douglas Emmett Inc	REAL ESTATE - REIT - Diversified/Industrial
FOR	09/29/23	10/27/23	-13%	Forestar Group Inc.	REAL ESTATE - Property Management/Development
PLD	09/29/23	10/27/23	-13%	ProLogis Inc	REAL ESTATE - REIT - Diversified/Industrial
IRT	09/29/23	10/27/23	-13%	Independence Realty Trust Incorporated	REAL ESTATE - REIT - Residential
KW	09/29/23	10/27/23	-13%	Kennedy-Wilson Hldgs	REAL ESTATE - Property Management/Development
IEP	09/29/23	10/27/23	-14%	Icahn Enterprise Lp	REAL ESTATE - Property Management/Development
HIW	09/29/23	10/27/23	-14%	Highwoods Properties Inc	REAL ESTATE - REIT - Office
BRSP	09/29/23	10/27/23	-14%	BrightSpire Capital Inc	REAL ESTATE - REIT - Office
VNO	09/29/23	10/27/23	-14%	Vornado Realty Trust	REAL ESTATE - REIT - Diversified/Industrial
RMAX	09/29/23	10/27/23	-14%	RE/MAX Holdings Inc.	REAL ESTATE - Property Management/Development
PEB	09/29/23	10/27/23	-14%	Pebblebrook Hotel Trust	REAL ESTATE - REIT - Hotel/Motel
EXR	09/29/23	10/27/23	-14%	Extra Space Storage Inc	REAL ESTATE - REIT - Diversified/Industrial
FR	09/29/23	10/27/23	-15%	First Industrial Realty Trust Inc.	REAL ESTATE - REIT - Diversified/Industrial
CIM	09/29/23	10/27/23	-15%	Chimera Investment	REAL ESTATE - REIT - Diversified/Industrial
JOE	09/29/23	10/27/23	-15%	The Saint Joe Co	REAL ESTATE - Property Management/Development
SAFE	09/29/23	10/27/23	-15%	Safehold Inc	REAL ESTATE - Property Management/Development
REXR	09/29/23	10/27/23	-15%	Rexford Industrial Realty Inc	REAL ESTATE - REIT - Diversified/Industrial
AIV	09/29/23	10/27/23	-15%	Apartment Investment & Management	REAL ESTATE - REIT - Residential
NMRK	09/29/23	10/27/23	-15%	Newmark Group Inc	REAL ESTATE - Property Management/Development
EARN	09/29/23	10/27/23	-16%	Ellington Residential Mortgage REIT	REAL ESTATE - REIT - Diversified/Industrial
Z	09/29/23	10/27/23	-16%	Zillow Group Inc	REAL ESTATE - Property Management/Development
COLD	09/29/23	10/27/23	-17%	Americold Realty Trust	REAL ESTATE - REIT - Diversified/Industrial
NXRT	09/29/23	10/27/23	-17%	NexPoint Residential Trust Inc	REAL ESTATE - REIT - Residential
ABR	09/29/23	10/27/23	-17%	Arbor Realty Trust Inc	REAL ESTATE - REIT - Diversified/Industrial
TRTX	09/29/23	10/27/23	-17%	TPG RE Finance Trust Inc	REAL ESTATE - Mortgage Investment
BDN	09/29/23	10/27/23	-17%	Brandywine Realty Trust	REAL ESTATE - REIT - Diversified/Industrial
BBU	09/29/23	10/27/23	-18%	Brookfield Business Partners LP	REAL ESTATE - Property Management/Development
AHT	09/29/23	10/27/23	-18%	Ashford Hospitality Tr Inc	REAL ESTATE - REIT - Hotel/Motel
GPMT	09/29/23	10/27/23	-18%	Granite Point Mortgage Trust Inc	REAL ESTATE - REIT - Residential
ARL	09/29/23	10/27/23	-18%	American Realty Invest	REAL ESTATE - Property Management/Development
CIO	09/29/23	10/27/23	-18%	City Office REIT Inc	REAL ESTATE - REIT - Office
VRE	09/29/23	10/27/23	-19%	Veris Residential Inc	REAL ESTATE - REIT - Residential
DX	09/29/23	10/27/23	-20%	Dynex Capital Inc	REAL ESTATE - REIT - Residential
CSR	09/29/23	10/27/23	-21%	Centerspace	REAL ESTATE - REIT - Diversified/Industrial
GNL	09/29/23	10/27/23	-21%	Global Net Lease Inc	REAL ESTATE - REIT - Office
HASI	09/29/23	10/27/23	-21%	Hannon Armstrong Sustainable Infra	REAL ESTATE - REIT - Diversified/Industrial
SLG	09/29/23	10/27/23	-22%	SL Green Realty Corp	REAL ESTATE - REIT - Retail
NLY	09/29/23	10/27/23	-22%	Annaly Capital Management Inc	REAL ESTATE - REIT - Diversified/Industrial
CHMI	09/29/23	10/27/23	-24%	Cherry Hill Mortgage Investment Corp	REAL ESTATE - REIT - Residential
TWO	09/29/23	10/27/23	-25%	Two Harbors Investment Corp	REAL ESTATE - REIT - Residential
AGNC	09/29/23	10/27/23	-26%	AGNC Investment Corp	REAL ESTATE - REIT - Residential
RDFN	09/29/23	10/27/23	-29%	Redfin Corporation	REAL ESTATE - Property Management/Development
ORC	09/29/23	10/27/23	-29%	Orchid Island Capital Inc	REAL ESTATE - REIT - Diversified/Industrial
HOUS	09/29/23	10/27/23	-29%	Anywhere Real Estate Inc	REAL ESTATE - Property Management/Development
TREE	09/29/23	10/27/23	-32%	LendingTree Inc	REAL ESTATE - Mortgage Investment
HPP	09/29/23	10/27/23	-32%	Hudson Pacific Properties	REAL ESTATE - REIT - Office
IVR	09/29/23	10/27/23	-35%	Invesco Mortgage Capital Incorporated	REAL ESTATE - Mortgage Investment
ARR	09/29/23	10/27/23	-36%	Armour Residential Reit	REAL ESTATE - REIT - Residential

1 stock >+10% and 79 stocks <-10% (1% and 42% of total) 09/29/23 to 10/27/23.

3. STRENGTH BY LOOKBACK PERIOD (with Best/Worst stocks)

3C. Lookback 1 Week



1 stock >+10% and 8 stocks <-10% (1% and 4% of total) 10/20/23 to 10/27/23.