



Industry Status: Manufacturing

1 week 10/13/23 to 10/20/23

9Weakest	8VWeak	7Weaker	6Weak	5Avg	4Strong	3Stronger	2VStrong	1Strongest
.	.	.	125 MFG
.	.	.	35 Div Mach
.	.	10 Farm/Cnst Mch
.	.	.	23 Indus Elect Eqp
.	.	<-Indust Equip+ 20	<-Indust Equip+ 20
.	.	<-Machine Tools 6	<-Machine Tools 6
.	.	.	<-Metal Fab 17	<-Metal Fab 17
.	.	.	5 Pollutn/Trtmt
.	.	<-Small Tools 5	<-Small Tools 5
.	4 Textile Mfg

October 20, 2023

UNCHANGED at **WEAK** strength rating
(**6th** strongest of 9 levels)
previous move was **DOWN**

Only 10% positive stocks this week

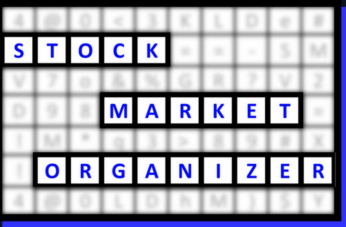


Table of Contents

1

1. INDUSTRY OVERVIEW

1A. Performance

1B. Background

2

2. SUB-INDUSTRIES AND STOCK DETAIL

2A. Sub-Industries Overview

2B. Sub-Industries 10-Week Strengthening Analysis

2C. Stocks 1 Week Strongest and Weakest

5

3. STRENGTH BY LOOKBACK PERIOD

(with Best/Worst stocks)

3A. Lookback 3 Months

3B. Lookback 4 weeks

3C. Lookback 1 Week

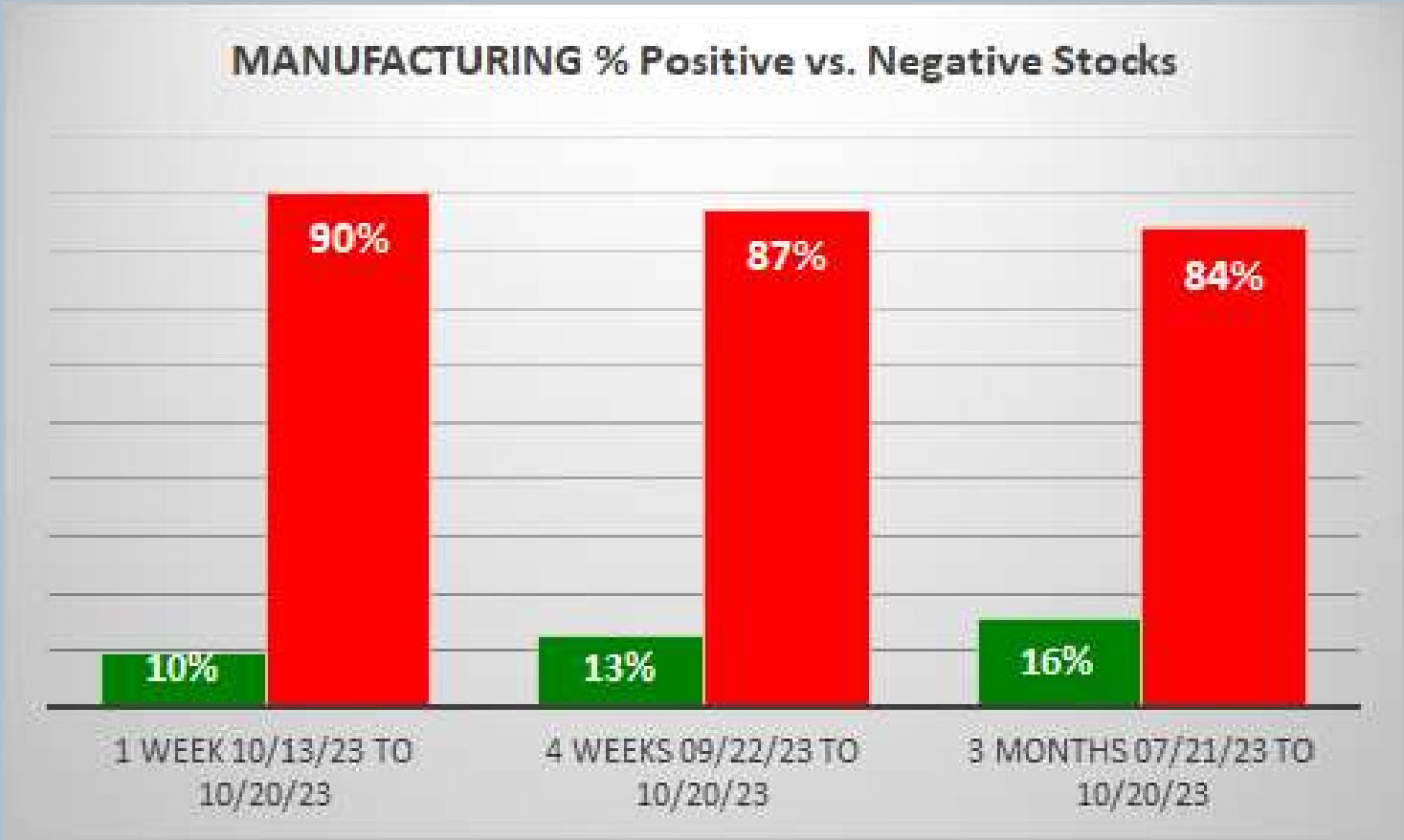
1. INDUSTRY OVERVIEW

1A. Performance

Past 10 Weeks Strengthening/Weakening week-by-week, per the following chart:

9Weakest	8VWeak	7Weaker	6Weak	5Avg	4Strong	3Stronger	2VStrong	1Strongest	Period
.	.	.	125 MFG	7 Days - 10/13/23 to 10/20/23
.	.	.	125 MFG	7 Days - 10/06/23 to 10/13/23
.	.	.	125 MFG	7 Days - 09/29/23 to 10/06/23
.	.	.	125 MFG	7 Days - 09/22/23 to 09/29/23
.	.	.	<-MFG 125	<-MFG 125	7 Days - 09/15/23 to 09/22/23
.	.	.	.	125 MFG	7 Days - 09/08/23 to 09/15/23
.	.	.	.	<-MFG 125	<-MFG 125	.	.	.	7 Days - 09/01/23 to 09/08/23
.	125 MFG	.	.	.	7 Days - 08/25/23 to 09/01/23
.	.	.	.	125 MFG->	125 MFG->	.	.	.	7 Days - 08/18/23 to 08/25/23
.	.	.	.	<-MFG 125	<-MFG 125	.	.	.	7 Days - 08/11/23 to 08/18/23

WEAKENING 1 Week vs. Mid- and Longer-Term // 1 week positive/negative stocks ratio is LOWER than both 4 weeks and 3 Months, per the following chart:



1B. Background

Largest of 9 sub-industries (125 stocks, average 14):

- * Diversified Machinery (35 stocks)
- * Industrial Electrical Equipment (23 stocks)
- * Industrial Equipment & Components (20 stocks)
- * Metal Fabrication (17 stocks)

Top 10 by Market Capitalization:

DHR/Danaher Corp, CAT/Caterpillar Inc, DE/Deere & Co, ETN/Eaton Corporation PLC, ITW/Illinois Tool Works Inc, EMR/Emerson Electric Co, ROP/Roper Technologies Inc, PH/Parker Hannifin Corp, TT/Trane Technologies, AME/AMETEK Inc

2. SUB-INDUSTRIES AND STOCKS DETAIL

2A. Sub-Industries Overview

Strengthened: 0/9 sub-industries

Weakened: 4/9 sub-industries

STRONGEST at Weak rating/6th strongest of 9 levels:

- * Diversified Machinery (35 stocks)
- * Industrial Electrical Equipment (23 stocks)
- * Metal Fabrication (17 stocks)
- * Pollution & Treatment Controls (5 stocks)

WEAKEST at Very Weak rating/8th strongest of 9 levels:

- * Textile Manufacturing (4 stocks)

2B. Sub-Industries 10-Week Strengthening Analysis

What: recent week-by-week strength changes for the industry and each underlying sub-industry

Why: objective measurement of strengthening and weakening enabling comparison within and across industries and sub-industries

INDUSTRY CURRENT PERIOD SUMMARY									1 week 10/13/23 to 10/20/23								
length	begin/End	Industry/Sub-Industry	Period	#	Min	Avg	Max	Status	2xWeakest	BxWeak	2xWeaker	3xWeak	4xw	5xWeak	3xStronger	2xStrong	1xStrongest
7 Days	10/13/23 to 10/20/23	MANUFACTURING	Period 1 of 10 (Current)	125	-11%	-4%	15%	Weakened				125 MFG					
7 Days	10/13/23 to 10/20/23	MANUFACTURING - Diversified Machinery	Period 1 of 10 (Current)	35	-11%	-3%	15%	Weakened				35 Div Mach					
7 Days	10/13/23 to 10/20/23	MANUFACTURING - Farm & Construction Machinery	Period 1 of 10 (Current)	10	-10%	-4%	4%	Weakened				10 Farm/Cnst Mch					
7 Days	10/13/23 to 10/20/23	MANUFACTURING - Industrial Electrical Equipment	Period 1 of 10 (Current)	23	-11%	-4%	16%	Weakened				23 Indus Elect Eqp					
7 Days	10/13/23 to 10/20/23	MANUFACTURING - Industrial Equipment & Components	Period 1 of 10 (Current)	20	-11%	-4%	0%	Weakened				<Indust Equip 20	<Indust Equip 20				
7 Days	10/13/23 to 10/20/23	MANUFACTURING - Machine Tools & Accessories	Period 1 of 10 (Current)	6	-9%	-2%	2%	Weakened				<Machine Tools 6	<Machine Tools 6				
7 Days	10/13/23 to 10/20/23	MANUFACTURING - Metal Fabrication	Period 1 of 10 (Current)	17	-9%	-3%	4%	Weakened				<Metal Fab 17	<Metal Fab 17				
7 Days	10/13/23 to 10/20/23	MANUFACTURING - Pollution & Treatment Controls	Period 1 of 10 (Current)	5	-11%	-2%	1%	Weakened				5 Pollutn/Trrmt	5 Pollutn/Trrmt				
7 Days	10/13/23 to 10/20/23	MANUFACTURING - Small Tools & Accessories	Period 1 of 10 (Current)	5	-9%	-4%	0%	Weakened				<Small Tools 5	<Small Tools 5				
7 Days	10/13/23 to 10/20/23	MANUFACTURING - Textile Manufacturing	Period 1 of 10 (Current)	4	-9%	-2%	0%	Unchanged				4 Textile Mfg	4 Textile Mfg				
PREVIOUS WEEKS (EDUCATIONAL PURPOSES ONLY/NOT A STOCK OR INVESTMENT RECOMMENDATION)																	
length	begin/End	Industry/Sub-Industry	Period	#	Min	Avg	Max	Status	2xWeakest	BxWeak	2xWeaker	3xWeak	4xw	5xWeak	3xStronger	2xStrong	1xStrongest
7 Days	10/13/23 to 10/20/23	MANUFACTURING	Period 1 of 10 (Current)	125	-11%	-4%	15%	Weakened				125 MFG					
7 Days	10/06/23 to 10/13/23	MANUFACTURING	Period 2 of 10	125	-28%	-2%	15%	Weakened				125 MFG					
7 Days	09/29/23 to 10/06/23	MANUFACTURING	Period 3 of 10	125	-11%	-2%	5%	Unchanged				125 MFG					
7 Days	09/22/23 to 09/29/23	MANUFACTURING	Period 4 of 10	125	-11%	-3%	5%	Unchanged				125 MFG					
7 Days	09/15/23 to 09/22/23	MANUFACTURING	Period 5 of 10	125	-10%	-3%	9%	Weakened				<MFG 125	<MFG 125				
7 Days	09/08/23 to 09/15/23	MANUFACTURING	Period 6 of 10	125	-11%	-1%	16%	Unchanged				125 MFG					
7 Days	09/01/23 to 09/08/23	MANUFACTURING	Period 7 of 10	125	-28%	-5%	12%	Weakened				<MFG 125	<MFG 125				
7 Days	08/25/23 to 09/01/23	MANUFACTURING	Period 8 of 10	125	-11%	-2%	16%	Unchanged				125 MFG					
7 Days	08/18/23 to 08/25/23	MANUFACTURING	Period 9 of 10	125	-11%	0%	15%	Strengthened				125 MFG>	125 MFG>				
7 Days	08/11/23 to 08/18/23	MANUFACTURING	Period 10 of 10	125	-28%	-2%	25%	Weakened				<MFG 125	<MFG 125				
7 Days	10/13/23 to 10/20/23	MANUFACTURING - Diversified Machinery	Period 1 of 10 (Current)	35	-11%	-3%	15%	Weakened				35 Div Mach					
7 Days	10/06/23 to 10/13/23	MANUFACTURING - Diversified Machinery	Period 2 of 10	35	-11%	-2%	7%	Weakened				35 Div Mach					
7 Days	09/29/23 to 10/06/23	MANUFACTURING - Diversified Machinery	Period 3 of 10	35	-11%	-2%	3%	Unchanged				35 Div Mach					
7 Days	09/22/23 to 09/29/23	MANUFACTURING - Diversified Machinery	Period 4 of 10	35	-4%	1%	9%	Unchanged				35 Div Mach					
7 Days	09/15/23 to 09/22/23	MANUFACTURING - Diversified Machinery	Period 5 of 10	35	-11%	-3%	3%	Weakened				<Div Mach 35	<Div Mach 35				
7 Days	09/08/23 to 09/15/23	MANUFACTURING - Diversified Machinery	Period 6 of 10	35	-11%	-1%	4%	Unchanged				35 Div Mach					
7 Days	09/01/23 to 09/08/23	MANUFACTURING - Diversified Machinery	Period 7 of 10	35	-11%	-4%	1%	Weakened				<Div Mach 35	<Div Mach 35				
7 Days	08/25/23 to 09/01/23	MANUFACTURING - Diversified Machinery	Period 8 of 10	35	-11%	-3%	9%	Strengthened				35 Div Mach					
7 Days	08/18/23 to 08/25/23	MANUFACTURING - Diversified Machinery	Period 9 of 10	35	-9%	1%	7%	Strengthened				35 Div Mach>	35 Div Mach>				
7 Days	08/11/23 to 08/18/23	MANUFACTURING - Diversified Machinery	Period 10 of 10	35	-28%	-2%	17%	Weakened				<Div Mach 35	<Div Mach 35				
7 Days	10/13/23 to 10/20/23	MANUFACTURING - Farm & Construction Machinery	Period 1 of 10 (Current)	10	-10%	-4%	4%	Weakened				10 Farm/Cnst Mch					
7 Days	10/06/23 to 10/13/23	MANUFACTURING - Farm & Construction Machinery	Period 2 of 10	10	-4%	-1%	1%	Unchanged				<Farm/Cnst Mch 10-Farm/Cnst Mch 10	<Farm/Cnst Mch 10-Farm/Cnst Mch 10				
7 Days	09/29/23 to 10/06/23	MANUFACTURING - Farm & Construction Machinery	Period 3 of 10	10	-8%	-2%	1%	Unchanged				10 Farm/Cnst Mch					
7 Days	09/22/23 to 09/29/23	MANUFACTURING - Farm & Construction Machinery	Period 4 of 10	10	-5%	1%	3%	Weakened				10 Farm/Cnst Mch					
7 Days	09/15/23 to 09/22/23	MANUFACTURING - Farm & Construction Machinery	Period 5 of 10	10	-5%	0%	3%	Weakened				<Farm/Cnst Mch 10-Farm/Cnst Mch 10	<Farm/Cnst Mch 10-Farm/Cnst Mch 10				
7 Days	09/08/23 to 09/15/23	MANUFACTURING - Farm & Construction Machinery	Period 6 of 10	10	-5%	0%	10%	Strengthened				10 Farm/Cnst Mch					
7 Days	09/01/23 to 09/08/23	MANUFACTURING - Farm & Construction Machinery	Period 7 of 10	10	-11%	-6%	1%	Weakened				<Farm/Cnst Mch 10-Farm/Cnst Mch 10	<Farm/Cnst Mch 10-Farm/Cnst Mch 10				
7 Days	08/25/23 to 09/01/23	MANUFACTURING - Farm & Construction Machinery	Period 8 of 10	10	1%	6%	12%	Strengthened				10 Farm/Cnst Mch>	10 Farm/Cnst Mch>				
7 Days	08/18/23 to 08/25/23	MANUFACTURING - Farm & Construction Machinery	Period 9 of 10	10	-11%	-3%	1%	Weakened				10 Farm/Cnst Mch					
7 Days	08/11/23 to 08/18/23	MANUFACTURING - Farm & Construction Machinery	Period 10 of 10	10	-9%	-5%	-1%	Weakened				<Farm/Cnst Mch 10-Farm/Cnst Mch 10-Farm/Cnst Mch 10	<Farm/Cnst Mch 10-Farm/Cnst Mch 10-Farm/Cnst Mch 10				
7 Days	10/13/23 to 10/20/23	MANUFACTURING - Industrial Electrical Equipment	Period 1 of 10 (Current)	23	-11%	-4%	1%	Weakened				23 Indus Elect Eqp					
7 Days	10/06/23 to 10/13/23	MANUFACTURING - Industrial Electrical Equipment	Period 2 of 10	23	-28%	-4%	4%	Unchanged				<Indus Elect Eqp 23-Indus Elect Eqp 23	<Indus Elect Eqp 23-Indus Elect Eqp 23				
7 Days	09/29/23 to 10/06/23	MANUFACTURING - Industrial Electrical Equipment	Period 3 of 10	23	-8%	0%	8%	Unchanged				23 Indus Elect Eqp					
7 Days	09/22/23 to 09/29/23	MANUFACTURING - Industrial Electrical Equipment	Period 4 of 10	23	-8%	0%	8%	Unchanged				23 Indus Elect Eqp					
7 Days	09/15/23 to 09/22/23	MANUFACTURING - Industrial Electrical Equipment	Period 5 of 10	23	-10%	-4%	5%	Weakened				23 Indus Elect Eqp					
7 Days	09/08/23 to 09/15/23	MANUFACTURING - Industrial Electrical Equipment	Period 6 of 10	23	-8%	-1%	14%	Unchanged				<Indus Elect Eqp 23-Indus Elect Eqp 23	<Indus Elect Eqp 23-Indus Elect Eqp 23				
7 Days	09/01/23 to 09/08/23	MANUFACTURING - Industrial Electrical Equipment	Period 7 of 10	23	-11%	-1%	1%	Weakened				23 Indus Elect Eqp					
7 Days	08/25/23 to 09/01/23	MANUFACTURING - Industrial Electrical Equipment	Period 8 of 10	23	-4%	3%	10%	Strengthened				23 Indus Elect Eqp					
7 Days	08/18/23 to 08/25/23	MANUFACTURING - Industrial Electrical Equipment	Period 9 of 10	23	-11%	2%	15%	Strengthened				23 Indus Elect Eqp>	23 Indus Elect Eqp>				
7 Days	08/11/23 to 08/18/23	MANUFACTURING - Industrial Electrical Equipment	Period 10 of 10	23	-11%	-3%	-25%	Weakened				<Indus Elect Eqp 23-Indus Elect Eqp 23	<Indus Elect Eqp 23-Indus Elect Eqp 23				
7 Days	10/13/23 to 10/20/23	MANUFACTURING - Industrial Equipment & Components	Period 1 of 10 (Current)	20	-10%	-2%	5%	Weakened				<Indust Equip 20	<Indust Equip 20				
7 Days	10/06/23 to 10/13/23	MANUFACTURING - Industrial Equipment & Components	Period 2 of 10	20	-10%	-2%	5%	Weakened				20 Indust Equip>	20 Indust Equip>				
7 Days	09/29/23 to 10/06/23	MANUFACTURING - Industrial Equipment & Components	Period 3 of 10	20	-7%	-1%	3%	Unchanged				20 Indust Equip>	20 Indust Equip>				
7 Days	09/22/23 to 09/29/23	MANUFACTURING - Industrial Equipment & Components	Period 4 of 10	20	-7%	0%	6%	Unchanged				20 Indust Equip>	20 Indust Equip>				
7 Days	09/15/23 to 09/22/23	MANUFACTURING - Industrial Equipment & Components	Period 5 of 10	20	-10%	-4%	0%	Unchanged				<Indust Equipa 20	<Indust Equipa 20				
7 Days	09/08/23 to 09/15/23	MANUFACTURING - Industrial Equipment & Components	Period 6 of 10	20	-7%	0%	15%	Strengthened				20 Indust Equip>	20 Indust Equip>				
7 Days	09/01/23 to 09/08/23	MANUFACTURING - Industrial Equipment & Components	Period 7 of 10	20	-28%	-6%	0%	Weakened				<Indust Equipa 20	<Indust Equipa 20				
7 Days	08/25/23 to 09/01/23	MANUFACTURING - Industrial Equipment & Components	Period 8 of 10	20	-1%	4%	11%	Strengthened				20 Indust Equipa>	20 Indust Equipa>				
7 Days	08/18/23 to 08/25/23	MANUFACTURING - Industrial Equipment & Components	Period 9 of 10	20	-11%	-3%	1%	Weakened				20 Indust Equipa					
7 Days	08/11/23 to 08/18/23	MANUFACTURING - Industrial Equipment & Components	Period 10 of 10	20	-28%	-4%	0%	Weakened				<Indust Equipa 20	<Indust Equipa 20				
7 Days	10/13/23 to 10/20/23	MANUFACTURING - Machine Tools & Accessories	Period 1 of 10 (Current)	6	-9%	-2%	2%	Weakened				<Machine Tools 6	<Machine Tools 6				
7 Days	10/06/23 to 10/13/23	MANUFACTURING - Machine Tools & Accessories	Period 2 of 10	6	-4%	0%	4%	Weakened				6 Machine Tools					
7 Days	09/29/23 to 10/06/23	MANUFACTURING - Machine Tools & Accessories	Period 3 of 10	6	-4%	0%	2%	Unchanged				6 Machine Tools					
7 Days	09/22/23 to 09/29/23	MANUFACTURING - Machine Tools & Accessories	Period 4 of 10	6	-1%	1%	2%	Unchanged				6 Machine Tools					
7 Days	09/15/23 to 09/22/23	MANUFACTURING - Machine Tools & Accessories	Period 5 of 10	6	-9%	-3%	-1%	Weakened				6 Machine Tools					
7 Days	09/08/23 to 09/15/23	MANUFACTURING - Machine Tools & Accessories	Period 6 of 10	6	-4%	-1%	0%	Strengthened				6 Machine Tools					
7 Days	09/01/23 to 09/08/23	MANUFACTURING - Machine Tools & Accessories	Period 7 of 10	6	-4%	-1%	7%	Strengthened				6 Machine Tools					
7 Days	08/25/23 to 09/01/23	MANUFACTURING - Machine Tools & Accessories	Period 8 of 10	6	-2%	5%	7%	Strengthened				6 Machine Tools					
7 Days	08/18/23 to 08/25/23	MANUFACTURING - Machine Tools & Accessories	Period 9 of 10	6	-1%	0%	2%	Strengthened				6 Machine Tools					
7 Days	08/11/23 to 08/18/23	MANUFACTURING - Machine Tools & Accessories	Period 10 of 10	6	-9%	-2%	1%	Weakened				<Machine Tools 6	<Machine Tools 6				
7 Days	10/13/23 to 10/20/23	MANUFACTURING - Metal Fabrication	Period 1 of 10 (Current)	17	-9%	-3%	4%	Weakened				<Metal Fab 17	<Metal Fab 17				
7 Days	10/06/23 to 10/13/23	MANUFACTURING - Metal Fabrication	Period 2 of 10	17	-11%	-2%	2%	Weakened				17 Metal Fab					
7 Days	09/29/23 to 10/06/23	MANUFACTURING - Metal Fabrication	Period 3 of 10	17	-10%	1%	8%	Unchanged				17 Metal Fab					
7 Days	09/22/23 to 09/29/23	MANUFACTURING - Metal Fabrication	Period 4 of 10	17	-8%	-1%	9%	Unchanged				17 Metal Fab					
7 Days	09/15/23 to 09/22/23	MANUFACTURING - Metal Fabrication	Period 5 of 10	17	-8%	-1%	9%	Unchanged				<Metal Fab 17	<Metal Fab 17				
7 Days	09/08/23 to 09/15/23	MANUFACTURING - Metal Fabrication	Period 6 of 10	17	-8%	-1%	9%	Unchanged				17 Metal Fab					
7 Days	09/01/23 to 09/08/23	MANUFACTURING - Metal Fabrication	Period 7 of 10	17	-10%	-5%	5%	Weakened				<Metal Fab 17	<Metal Fab 17				
7 Days	08/25/23 to 09/01/23	MANUFACTURING - Metal Fabrication	Period 8 of 10	17	0%	5%	13%	Strengthened				<Metal Fab 17	<Metal Fab 17				
7 Days	08/18/23 to 08/25/23	MANUFACTURING - Metal Fabrication	Period 9 of 10	17	-9%	-1%	4%	Weakened				17 Metal Fab>	17 Metal Fab>				
7 Days	08/11/23 to 08/18/23	MANUFACTURING - Metal Fabrication	Period 10 of 10	17	-9%	-1%	1%	Weakened				17 Metal Fab					
7 Days	10/13/23 to 10/20/23	MANUFACTURING - Pollution & Treatment Controls	Period 1 of 10 (Current)	5	-7%	-3%	-2%	Weakened				5 Pollutn/Trrmt					
7 Days	10/06/23 to 10/13/23	MANUFACTURING - Pollution & Treatment Controls	Period 2 of 10	5	-9%	0%	3%	Unchanged				5 Pollutn/Trrmt					
7 Days	09/29/23 to 10/06/23	MANUFACTURING - Pollution & Treatment Controls	Period 3 of 10	5	-9%	-2%	3%	Weakened				5 Pollutn/Trrmt					
7 Days	09/22/23 to 09/29/23	MANUFACTURING - Pollution & Treatment Controls	Period 4 of 10	5	-9%	-2%	3%	Weakened				<Pollutn/Trrmt 5	<Pollutn/Trrmt 5				
7 Days	09/15/23 to 09/22/23	MANUFACTURING - Pollution & Treatment Controls	Period 5 of 10	5	-7%	-3%	3%	Weakened				<Pollutn/Trrmt 5	<Pollutn/Trrmt 5				
7 Days	09/08/23 to																

Green Highlight: Strengthened

Red Highlight: Weakened

No Highlight: Unchanged



October 20, 2023

For educational purposes only. Not a stock or investment recommendation.

2C. Stocks 1 Week Strongest and Weakest

What: stocks currently rated Strongest/Weakest (highest/lowest of 9 strength ratings)

Why: most interesting stocks for available capital because

- the Strongest have the least amount of overhead supply to dampen breakouts while
- the Weakest may be prone to volatility, subject to big pops from bottom-fishing and short-covering BUT ALSO to bigger and faster falls.

(Not guaranteed and not a recommendation - weak stocks in weakening sub-industries may be better shorts than high-flyers.)

STOCK DETAIL (EDUCATIONAL PURPOSES ONLY/NOT FINANCIAL ADVICE)										1 week 10/13/23 to 10/20/23									
length - begin/end	Sub-Industry	Company	ID1	ID2	% Chg	ID3	Status	9Weakest	8Weak	7Weaker	6Weak	5Avg	4Strong	3Stronger	2VStrong	1Strongest			
1 week 10/13/23 to 10/20/23	MANUFACTURING - Diversified Machinery	EPAC Enerpac Tool Group Corp	11-69-69	90%	39%	7%	1Strongest												
1 week 10/13/23 to 10/20/23	MANUFACTURING - Diversified Machinery	BWXT BWX Technologies Inc	15-69-69	95%	1%	34%	1Strongest												
1 week 10/13/23 to 10/20/23	MANUFACTURING - Diversified Machinery	KAI Kadant Inc	15-69-69	91%	2%	7%	1Strongest												BWXT
1 week 10/13/23 to 10/20/23	MANUFACTURING - Diversified Machinery	DDD 3d Systems Corp	95-69-69	1%	15%	48%	9Weakest	DDD											KAI
1 week 10/13/23 to 10/20/23	MANUFACTURING - Diversified Machinery	XYL Xylem Inc	95-69-69	43%	2%	11%	9Weakest	XYL											
1 week 10/13/23 to 10/20/23	MANUFACTURING - Diversified Machinery	ZBRA Zebra Technologies Cp A	95-69-69	10%	-1%	27%	9Weakest	ZBRA											
1 week 10/13/23 to 10/20/23	MANUFACTURING - Diversified Machinery	DOV Dover Corp	99-69-69	59%	-2%	-7%	9Weakest	<--DOV	<--DOV	<--DOV									
1 week 10/13/23 to 10/20/23	MANUFACTURING - Diversified Machinery	MIDD The Middleby Corporation	95-69-69	46%	-3%	19%	9Weakest	MIDD											
1 week 10/13/23 to 10/20/23	MANUFACTURING - Diversified Machinery	CMH Cummins Inc	95-69-69	67%	-4%	-7%	9Weakest	CMH											
1 week 10/13/23 to 10/20/23	MANUFACTURING - Diversified Machinery	IEK IEK Corp	95-69-69	61%	-4%	11%	9Weakest	IEK											
1 week 10/13/23 to 10/20/23	MANUFACTURING - Diversified Machinery	HI Hillenbrand Inc	95-69-69	61%	-4%	18%	9Weakest	HI											
1 week 10/13/23 to 10/20/23	MANUFACTURING - Diversified Machinery	CNHI CNH Industrial N.V.	95-69-69	42%	-5%	22%	9Weakest	CNHI											
1 week 10/13/23 to 10/20/23	MANUFACTURING - Diversified Machinery	MKSI Mks Instruments Inc	95-69-69	7%	-7%	21%	9Weakest	MKSI											
1 week 10/13/23 to 10/20/23	MANUFACTURING - Diversified Machinery	ENOV Enovis Corporation	95-69-69	29%	-7%	22%	9Weakest	ENOV											
1 week 10/13/23 to 10/20/23	MANUFACTURING - Diversified Machinery	GNRC Generac Holdings Inc	99-69-69	9%	33%	24%	9Weakest	<--GNRC	<--GNRC	<--GNRC									
1 week 10/13/23 to 10/20/23	MANUFACTURING - Farm & Construction Machinery	LNN Lindsay Corporation	95-79-69	40%	-4%	12%	9Weakest	LNN											
1 week 10/13/23 to 10/20/23	MANUFACTURING - Farm & Construction Machinery	DE Deere & Co	95-79-69	79%	-1%	-6%	9Weakest	DE											
1 week 10/13/23 to 10/20/23	MANUFACTURING - Farm & Construction Machinery	AGCO Agco Corp	95-79-69	64%	-4%	11%	9Weakest	AGCO											
1 week 10/13/23 to 10/20/23	MANUFACTURING - Farm & Construction Machinery	CMCO Columbus McKinnon Cp(Ny)	99-79-69	35%	5%	13%	9Weakest	<--CMCO	<--CMCO	<--CMCO									
1 week 10/13/23 to 10/20/23	MANUFACTURING - Industrial Electrical Equipment	DAKT Daktronics Inc	15-69-69	90%	1%	46%	1Strongest												DAKT
1 week 10/13/23 to 10/20/23	MANUFACTURING - Industrial Electrical Equipment	HOLI Hollysys Automation Tech Ltd	15-69-69	70%	-6%	9%	1Strongest												HOLI
1 week 10/13/23 to 10/20/23	MANUFACTURING - Industrial Electrical Equipment	ALNT Alliant Inc	95-69-69	47%	1%	22%	9Weakest	ALNT											
1 week 10/13/23 to 10/20/23	MANUFACTURING - Industrial Electrical Equipment	BLDP Ballard Power Sysms Inc	95-69-69	1%	9%	30%	9Weakest	BLDP											
1 week 10/13/23 to 10/20/23	MANUFACTURING - Industrial Electrical Equipment	AMRC Ameresco Inc	95-69-69	19%	11%	38%	9Weakest	AMRC											
1 week 10/13/23 to 10/20/23	MANUFACTURING - Industrial Electrical Equipment	CHPT ChargePoint Holdings Inc	95-69-69	6%	24%	65%	9Weakest	CHPT											
1 week 10/13/23 to 10/20/23	MANUFACTURING - Industrial Electrical Equipment	SEDG SolarEdge Technologies	95-69-69	14%	11%	67%	9Weakest	SEDG											
1 week 10/13/23 to 10/20/23	MANUFACTURING - Industrial Equipment & Component	GTES Gates Industrial Corporation plc	95-79-69	40%	0%	11%	9Weakest	GTES											
1 week 10/13/23 to 10/20/23	MANUFACTURING - Industrial Equipment & Component	EAF GrafTech International Ltd	95-79-69	1%	-1%	27%	9Weakest	EAF											
1 week 10/13/23 to 10/20/23	MANUFACTURING - Industrial Equipment & Component	B Barnes Group Inc	95-79-69	11%	-1%	18%	9Weakest	B											
1 week 10/13/23 to 10/20/23	MANUFACTURING - Industrial Equipment & Component	KRNT Kornt Digital Ltd	95-79-69	0%	-1%	34%	9Weakest	KRNT											
1 week 10/13/23 to 10/20/23	MANUFACTURING - Industrial Equipment & Component	TRS TriMas Corp	95-79-69	21%	-3%	13%	9Weakest	TRS											
1 week 10/13/23 to 10/20/23	MANUFACTURING - Industrial Equipment & Component	OFLX Omega Flex Inc	95-79-69	14%	-3%	25%	9Weakest	OFLX											
1 week 10/13/23 to 10/20/23	MANUFACTURING - Industrial Equipment & Component	OTIS Otis Worldwide Corporation	99-79-69	84%	-3%	-8%	9Weakest	<--OTIS	<--OTIS	<--OTIS									
1 week 10/13/23 to 10/20/23	MANUFACTURING - Industrial Equipment & Component	HEOS Helios Technologies Inc	95-79-69	26%	3%	15%	9Weakest	HEOS											
1 week 10/13/23 to 10/20/23	MANUFACTURING - Industrial Equipment & Component	HEES H&E Equipment Services	95-79-69	67%	-6%	9%	9Weakest	HEES											
1 week 10/13/23 to 10/20/23	MANUFACTURING - Industrial Equipment & Component	TPIC TPI Composites	95-79-69	0%	27%	79%	9Weakest	TPIC											
1 week 10/13/23 to 10/20/23	MANUFACTURING - Machine Tools & Accessories	TKR The Timken Co	95-79-69	65%	-1%	13%	9Weakest	TKR											
1 week 10/13/23 to 10/20/23	MANUFACTURING - Machine Tools & Accessories	PRB Proto Labs Inc	99-79-69	1%	-2%	18%	9Weakest	<--PRB	<--PRB	<--PRB									
1 week 10/13/23 to 10/20/23	MANUFACTURING - Machine Tools & Accessories	KMT Kennametal Inc	95-79-69	30%	-4%	14%	9Weakest	KMT											
1 week 10/13/23 to 10/20/23	MANUFACTURING - Metal Fabrication	GHM Graham Corp	15-69-69	61%	1%	24%	1Strongest												GHM
1 week 10/13/23 to 10/20/23	MANUFACTURING - Metal Fabrication	PKOH Park-Ohio Holdings Corp	15-69-69	45%	1%	84%	1Strongest												PKOH
1 week 10/13/23 to 10/20/23	MANUFACTURING - Metal Fabrication	VMI Valmont Industries Inc	95-69-69	56%	1%	18%	9Weakest	VMI											
1 week 10/13/23 to 10/20/23	MANUFACTURING - Metal Fabrication	RYI Ryerson Holding Corporation	95-69-69	56%	5%	25%	9Weakest	RYI											
1 week 10/13/23 to 10/20/23	MANUFACTURING - Metal Fabrication	HAYN Haynes International Inc	95-69-69	60%	-6%	16%	9Weakest	HAYN											
1 week 10/13/23 to 10/20/23	MANUFACTURING - Metal Fabrication	ROUS Schnitzer Steel	95-69-69	27%	-9%	22%	9Weakest	ROUS											
1 week 10/13/23 to 10/20/23	MANUFACTURING - Pollution & Treatment Controls	CECO Ceco Environmental Corp.	15-69-69	94%	-2%	16%	1Strongest												
1 week 10/13/23 to 10/20/23	MANUFACTURING - Pollution & Treatment Controls	DCI Donaldson Co Inc	99-69-69	71%	-3%	-6%	9Weakest	<--DCI	<--DCI	<--DCI									
1 week 10/13/23 to 10/20/23	MANUFACTURING - Pollution & Treatment Controls	ERII Energy Recovery Inc.	95-69-69	49%	-7%	25%	9Weakest	ERII											
1 week 10/13/23 to 10/20/23	MANUFACTURING - Small Tools & Accessories	TTC Toro Co	95-79-69	45%	-4%	19%	9Weakest	TTC											
1 week 10/13/23 to 10/20/23	MANUFACTURING - Small Tools & Accessories	EML Eastern Co	95-79-69	4%	-6%	12%	9Weakest	EML											
1 week 10/13/23 to 10/20/23	MANUFACTURING - Textile Manufacturing	AIN Albany International A	95-85-69	63%	-2%	11%	9Weakest	AIN											
1 week 10/13/23 to 10/20/23	MANUFACTURING - Textile Manufacturing	MHK Mohawk Industries Inc	95-85-69	12%	-2%	21%	9Weakest	MHK											
1 week 10/13/23 to 10/20/23	MANUFACTURING - Textile Manufacturing	UFI Unifi Inc	95-85-69	2%	-3%	19%	9Weakest	UFI											



Strongest to Weakest stocks ratio is 8:45 (6% and 36% of total) 10/13/23 to 10/20/23.

3. STRENGTH BY LOOKBACK PERIOD (with Best/Worst stocks)

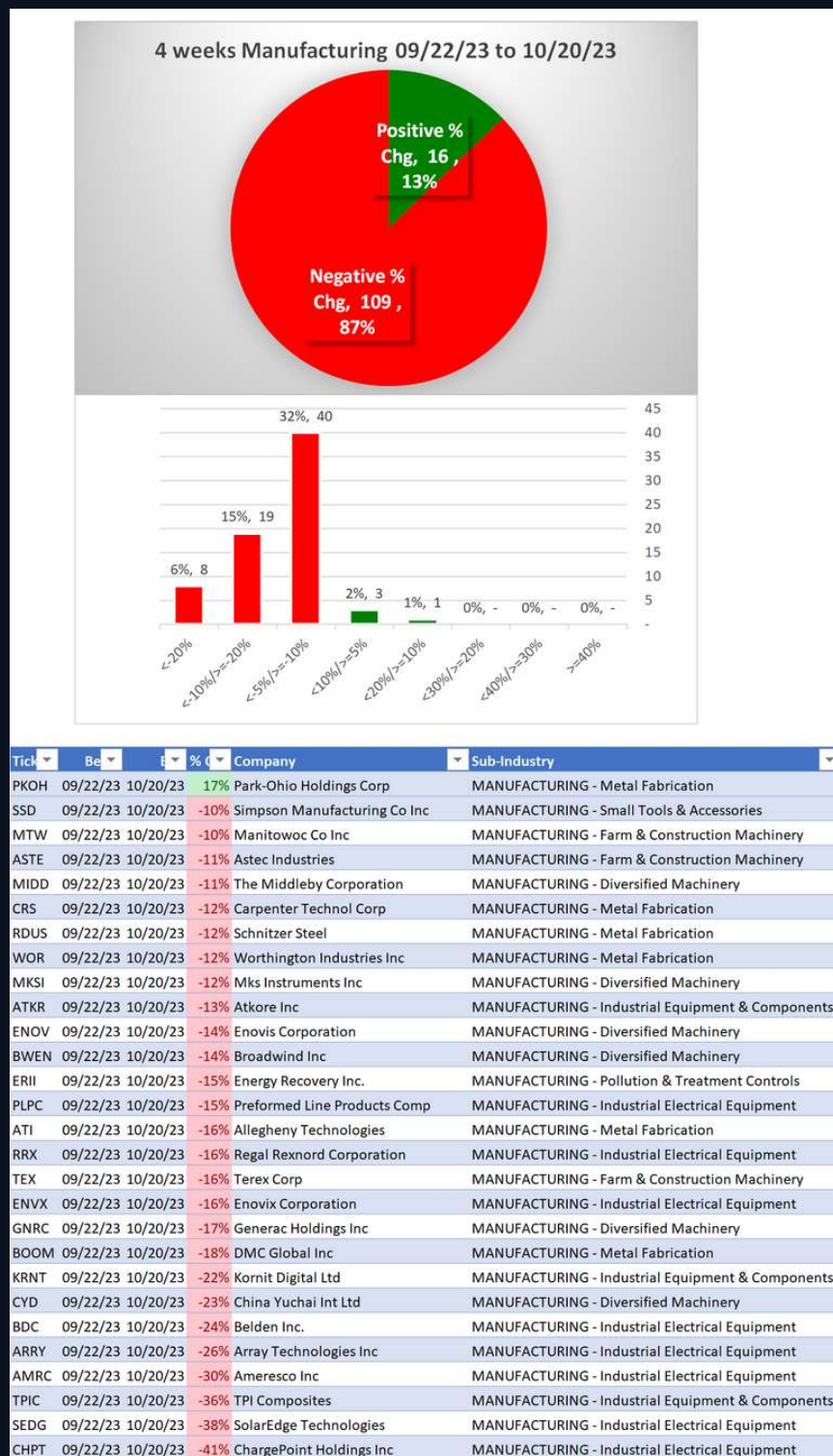
3A. Lookback 3 Months



6 stocks >+20% and 39 stocks <-20% (5% and 31% of total) 07/21/23 to 10/20/23.

3. STRENGTH BY LOOKBACK PERIOD (with Best/Worst stocks)

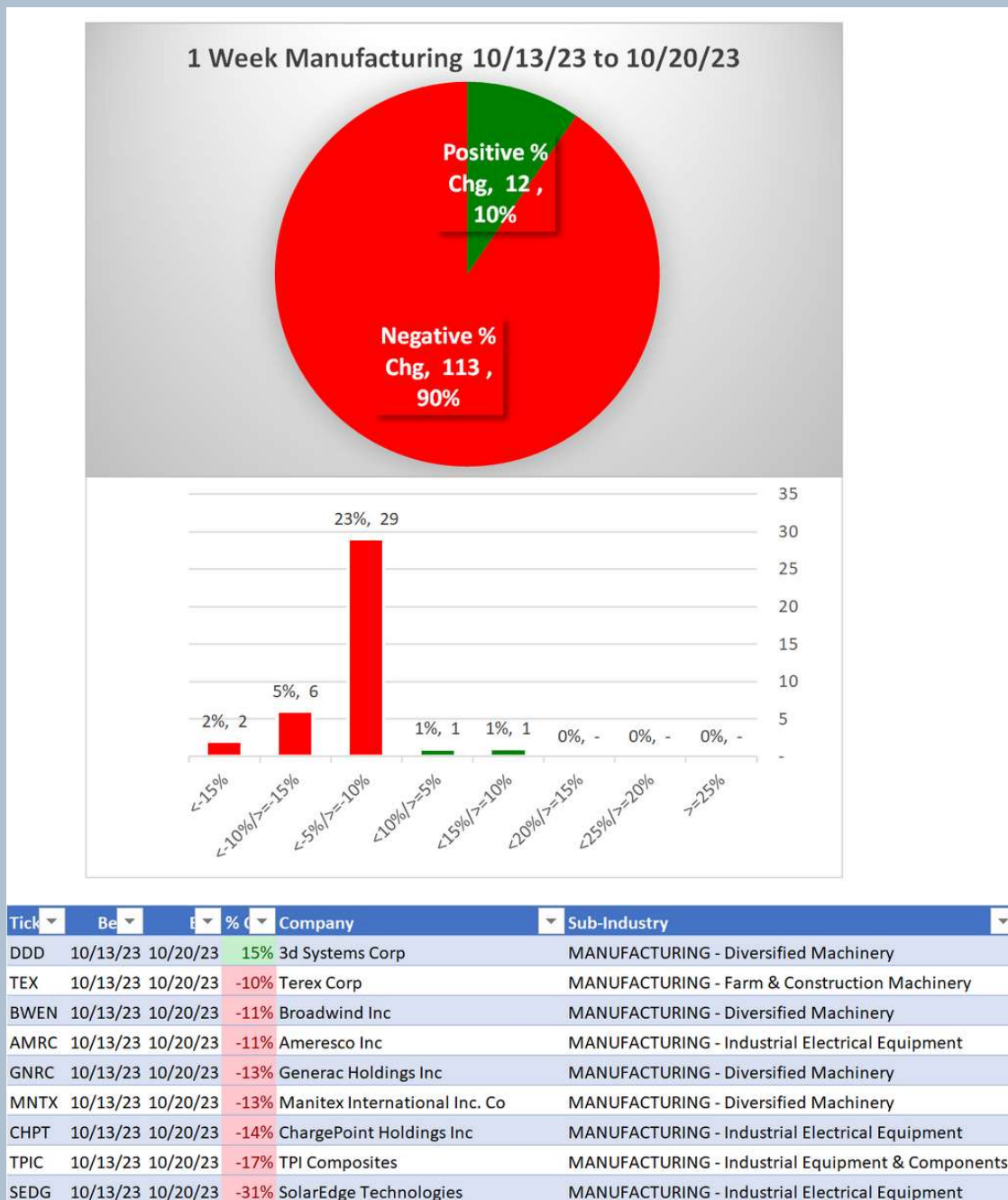
3B. Lookback 4 Weeks



1 stock >+10% and 27 stocks <-10% (1% and 22% of total) 09/22/23 to 10/20/23.

3. STRENGTH BY LOOKBACK PERIOD (with Best/Worst stocks)

3C. Lookback 1 Week



1 stock > +10% and 8 stocks < -10% (1% and 6% of total) 10/13/23 to 10/20/23.