

Industry Status: Leisure

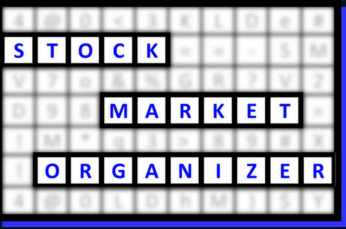
1 week 10/09/23 to 10/16/23

9Weakest	8VWeak	7Weaker	6Weak	5Avg	4Strong	3Stronger	2VStrong	1Strongest
.	.	82 LEISURE
.	.	.	.	5 Gaming
.	.	.	4 Gen Entertmnt
.	.	9 Lodging->	9 Lodging->
.	.	22 Resort/Casino
.	.	36 Restaurants
1 Spec Eateries
.	.	5 Sporting
.
.

October 16, 2023

Unchanged at **WEAKER** strength rating
(**7th** strongest of 9 levels),
previous move was **DOWN**

Table of Contents



1	1. INDUSTRY OVERVIEW 1A. Performance 1B. Background
2	2. SUB-INDUSTRIES AND STOCK DETAIL 2A. Sub-Industries Overview 2B. Sub-Industries 10-Week Strengthening Analysis 2C. Stocks 1 Week Strongest and Weakest
5	3. STRENGTH BY LOOKBACK PERIOD (with Best/Worst stocks) 3A. Lookback 3 Months 3B. Lookback 4 weeks 3C. Lookback 1 Week

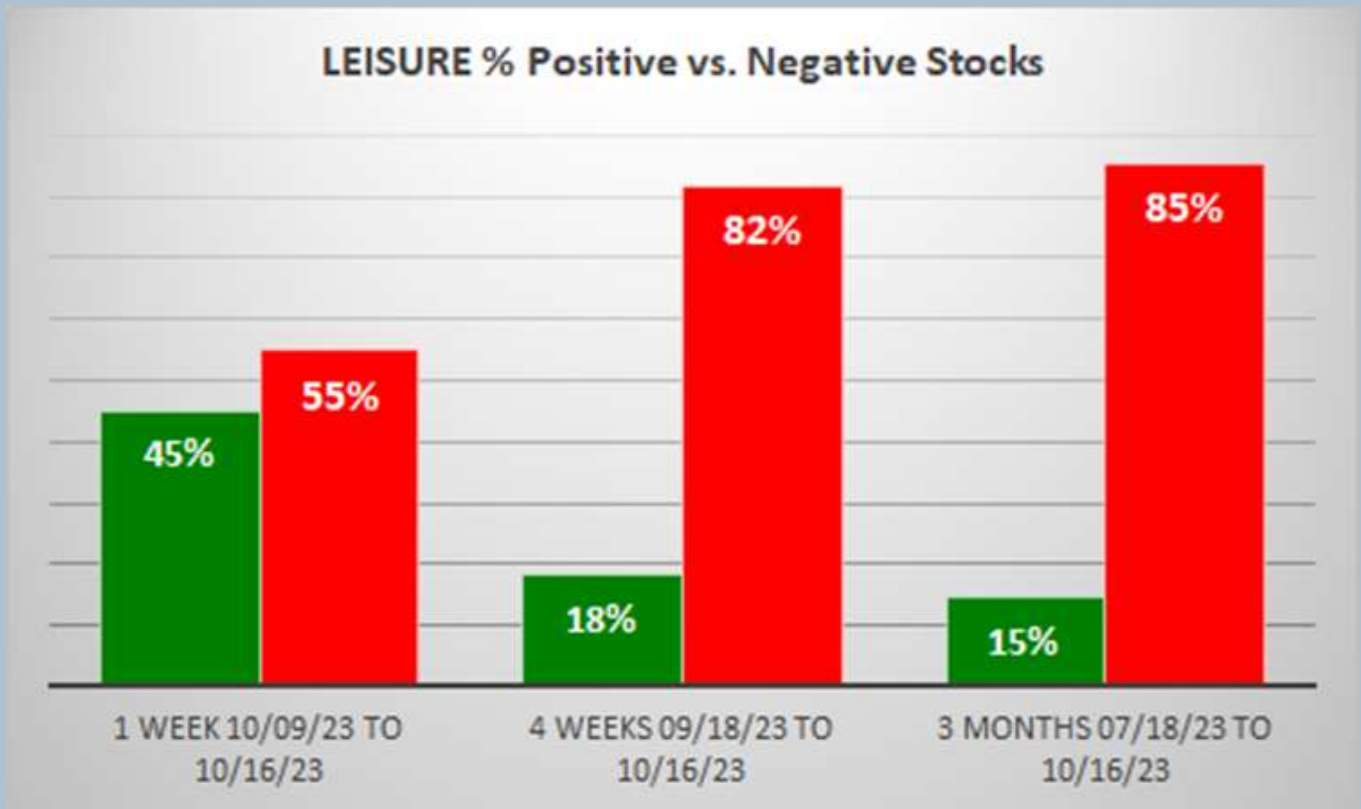
1. INDUSTRY OVERVIEW

1A. Performance

Past 10 Weeks Strengthening/Weakening week-by-week, per the following chart:

9Weakest	8VWeak	7Weaker	6Weak	5Avg	4Strong	3Stronger	2VStrong	1Strongest	Period
.	.	82 LEISURE	7 Days - 10/09/23 to 10/16/23
.	.	82 LEISURE	7 Days - 10/02/23 to 10/09/23
.	.	<-LEISURE 82	<-LEISURE 82	7 Days - 09/25/23 to 10/02/23
.	.	.	82 LEISURE	7 Days - 09/18/23 to 09/25/23
.	.	.	82 LEISURE	7 Days - 09/11/23 to 09/18/23
.	.	.	82 LEISURE	6 Days - 09/05/23 to 09/11/23
.	.	.	82 LEISURE	8 Days - 08/28/23 to 09/05/23
.	.	.	<-LEISURE 82	<-LEISURE 82	7 Days - 08/21/23 to 08/28/23
.	.	.	.	<-LEISURE 82	<-LEISURE 82	.	.	.	7 Days - 08/14/23 to 08/21/23
.	<-LEISURE 82	.	.	.	7 Days - 08/07/23 to 08/14/23
.	82 LEISURE	.	.	.	

STRENGTHENING 1 Week vs. Mid- and Longer-Term // 1 week positive/negative stocks ratio is HIGHER than both 4 weeks and 3 Months, per the following chart:



1B. Background

Largest of 7 sub-industries (82 stocks, average 12):

- * Restaurants (36 stocks)
- * Resorts & Casinos (22 stocks)
- * Lodging (9 stocks)

Top 10 by Market Capitalization:

MCD/McDonalds Corp, SBUX/Starbucks Corporation, MAR/Marriott Internat Inc A, CMG/Chipotle Mexican Grill, HLT/Hilton Worldwide Holdings Inc, LVS/Las Vegas Sands, YUM/Yum! Brands Inc, YUMC/Yum China Holdings Inc, RCL/Royal Caribbean Group, QSR/Restaurant Brands International Inc

2. SUB-INDUSTRIES AND STOCKS DETAIL

2A. Sub-Industries Overview

Strengthened: 1/7 sub-industries

Weakened: 0/7 sub-industries

STRONGEST at Average rating/5th strongest of 9 levels:

- * Gaming Activities (5 stocks)

WEAKEST at Weakest rating/9th strongest of 9 levels:

- * Specialty Eateries (1 stock)
- * Weakest/7th (>1 stock): Resorts & Casinos (22 stocks), Restaurants (36 stocks), Sporting Activities (5 stocks)

2B. Sub-Industries 10-Week Strengthening Analysis

What: recent week-by-week strength changes for the industry and each underlying sub-industry

Why: objective measurement of strengthening and weakening enabling comparison within and across industries and sub-industries

INDUSTRY CURRENT PERIOD SUMMARY							1 week 10/09/23 to 10/16/23										
Length - Begin/End	Industry/Sub-Industry	Period	#	Min	Avg	Max	Status	9Weakest	8VWeak	7Weaker	6Weak	5Avg	4Strong	3Stronger	2VStrong	1Strongest	
7 Days - 10/09/23 to 10/16/23	LEISURE - Gaming Activities	Period 1 of 10 (Current)	82	-10%	-1%	10%	Unchanged				82 LEISURE						
7 Days - 10/09/23 to 10/16/23	LEISURE - Gaming Activities	Period 1 of 10 (Current)	5	-4%	1%	5%	Unchanged										
7 Days - 10/09/23 to 10/16/23	LEISURE - General Entertainment	Period 1 of 10 (Current)	4	-7%	-3%	1%	Weakened										
7 Days - 10/09/23 to 10/16/23	LEISURE - Lodging	Period 1 of 10 (Current)	9	-6%	1%	3%	Strengthened				9 Lodging->						
7 Days - 10/09/23 to 10/16/23	LEISURE - Resorts & Casinos	Period 1 of 10 (Current)	22	-10%	-1%	6%	Weakened										
7 Days - 10/09/23 to 10/16/23	LEISURE - Restaurants	Period 1 of 10 (Current)	36	-9%	-1%	9%	Unchanged										
7 Days - 10/09/23 to 10/16/23	LEISURE - Specialty Eateries	Period 1 of 10 (Current)	1	1%	1%	1%	Unchanged										
7 Days - 10/09/23 to 10/16/23	LEISURE - Sporting Activities	Period 1 of 10 (Current)	5	-5%	1%	10%	Unchanged	1 Spec Eateries									
7 Days - 10/09/23 to 10/16/23		Period 1 of 10 (Current)															
7 Days - 10/09/23 to 10/16/23		Period 1 of 10 (Current)															

PREVIOUS WEEKS (EDUCATIONAL PURPOSES ONLY/NOT A STOCK OR INVESTMENT RECOMMENDATION)																
Length - Begin/End	Industry/Sub-Industry	Period	#	Min	Avg	Max	Status	9Weakest	8VWeak	7Weaker	6Weak	5Avg	4Strong	3Stronger	2VStrong	1Strongest
7 Days - 10/09/23 to 10/16/23	LEISURE	Period 1 of 10 (Current)	82	-10%	-1%	10%	Unchanged				82 LEISURE					
7 Days - 10/02/23 to 10/09/23	LEISURE	Period 2 of 10	82	-15%	-3%	6%	Weakened									
7 Days - 09/25/23 to 10/02/23	LEISURE	Period 3 of 10	82	-30%	0%	22%	Weakened				<-LEISURE 82					
7 Days - 09/18/23 to 09/25/23	LEISURE	Period 4 of 10	82	-25%	-4%	11%	Weakened									
7 Days - 09/11/23 to 09/18/23	LEISURE	Period 5 of 10	82	-17%	-1%	10%	Weakened									
6 Days - 09/05/23 to 09/11/23	LEISURE	Period 6 of 10	82	-19%	-1%	14%	Unchanged									
8 Days - 08/28/23 to 09/05/23	LEISURE	Period 7 of 10	82	-18%	-1%	12%	Weakened									
7 Days - 08/21/23 to 08/28/23	LEISURE	Period 8 of 10	82	-17%	0%	15%	Strengthened									
7 Days - 08/14/23 to 08/21/23	LEISURE	Period 9 of 10	82	-17%	-5%	9%	Weakened									
7 Days - 08/07/23 to 08/14/23	LEISURE	Period 10 of 10	82	-12%	-2%	24%	Weakened									
7 Days - 10/09/23 to 10/16/23	LEISURE - Gaming Activities	Period 1 of 10 (Current)	5	-4%	1%	5%	Unchanged									
7 Days - 10/02/23 to 10/09/23	LEISURE - Gaming Activities	Period 2 of 10	5	-11%	-2%	3%	Weakened									
7 Days - 09/25/23 to 10/02/23	LEISURE - Gaming Activities	Period 3 of 10	5	-7%	-2%	2%	Unchanged									
7 Days - 09/18/23 to 09/25/23	LEISURE - Gaming Activities	Period 4 of 10	5	-8%	-3%	1%	Weakened									
7 Days - 09/11/23 to 09/18/23	LEISURE - Gaming Activities	Period 5 of 10	5	-3%	0%	4%	Unchanged									
6 Days - 09/05/23 to 09/11/23	LEISURE - Gaming Activities	Period 6 of 10	5	-3%	3%	14%	Unchanged									
8 Days - 08/28/23 to 09/05/23	LEISURE - Gaming Activities	Period 7 of 10	5	-4%	-2%	0%	Weakened									
7 Days - 08/21/23 to 08/28/23	LEISURE - Gaming Activities	Period 8 of 10	5	-2%	4%	15%	Strengthened									
7 Days - 08/14/23 to 08/21/23	LEISURE - Gaming Activities	Period 9 of 10	5	-11%	-4%	0%	Weakened									
7 Days - 08/07/23 to 08/14/23	LEISURE - Gaming Activities	Period 10 of 10	5	-12%	-4%	6%	Strengthened									
7 Days - 10/09/23 to 10/16/23	LEISURE - General Entertainment	Period 1 of 10 (Current)	4	-2%	-3%	1%	Weakened									
7 Days - 10/02/23 to 10/09/23	LEISURE - General Entertainment	Period 2 of 10	4	-5%	-3%	1%	Weakened									
7 Days - 09/25/23 to 10/02/23	LEISURE - General Entertainment	Period 3 of 10	4	-8%	0%	9%	Weakened									
7 Days - 09/18/23 to 09/25/23	LEISURE - General Entertainment	Period 4 of 10	4	-1%	2%	4%	Strengthened									
7 Days - 09/11/23 to 09/18/23	LEISURE - General Entertainment	Period 5 of 10	4	-8%	-2%	6%	Unchanged									
6 Days - 09/05/23 to 09/11/23	LEISURE - General Entertainment	Period 6 of 10	4	-1%	2%	9%	Strengthened									
8 Days - 08/28/23 to 09/05/23	LEISURE - General Entertainment	Period 7 of 10	4	-1%	4%	5%	Unchanged									
7 Days - 08/21/23 to 08/28/23	LEISURE - General Entertainment	Period 8 of 10	4	-7%	0%	6%	Unchanged									
7 Days - 08/14/23 to 08/21/23	LEISURE - General Entertainment	Period 9 of 10	4	-7%	-2%	1%	Weakened									
7 Days - 08/07/23 to 08/14/23	LEISURE - General Entertainment	Period 10 of 10	4	-4%	1%	10%	Weakened									
7 Days - 10/09/23 to 10/16/23	LEISURE - Lodging	Period 1 of 10 (Current)	9	-6%	1%	3%	Strengthened				9 Lodging->					
7 Days - 10/02/23 to 10/09/23	LEISURE - Lodging	Period 2 of 10	9	-6%	-1%	0%	Unchanged									
7 Days - 09/25/23 to 10/02/23	LEISURE - Lodging	Period 3 of 10	9	-3%	0%	2%	Weakened									
7 Days - 09/18/23 to 09/25/23	LEISURE - Lodging	Period 4 of 10	9	-10%	-1%	5%	Weakened									
7 Days - 09/11/23 to 09/18/23	LEISURE - Lodging	Period 5 of 10	9	-6%	-2%	4%	Weakened									
6 Days - 09/05/23 to 09/11/23	LEISURE - Lodging	Period 6 of 10	9	-13%	-1%	6%	Weakened									
8 Days - 08/28/23 to 09/05/23	LEISURE - Lodging	Period 7 of 10	9	-9%	-2%	3%	Unchanged									
7 Days - 08/21/23 to 08/28/23	LEISURE - Lodging	Period 8 of 10	9	-6%	0%	3%	Strengthened									
7 Days - 08/14/23 to 08/21/23	LEISURE - Lodging	Period 9 of 10	9	-9%	-4%	5%	Weakened									
7 Days - 08/07/23 to 08/14/23	LEISURE - Lodging	Period 10 of 10	9	-9%	-1%	4%	Weakened									
7 Days - 10/09/23 to 10/16/23	LEISURE - Resorts & Casinos	Period 1 of 10 (Current)	22	-10%	-1%	6%	Weakened									
7 Days - 10/02/23 to 10/09/23	LEISURE - Resorts & Casinos	Period 2 of 10	22	-15%	-3%	3%	Unchanged									
7 Days - 09/25/23 to 10/02/23	LEISURE - Resorts & Casinos	Period 3 of 10	22	-14%	0%	10%	Unchanged									
7 Days - 09/18/23 to 09/25/23	LEISURE - Resorts & Casinos	Period 4 of 10	22	-25%	-7%	3%	Weakened									
7 Days - 09/11/23 to 09/18/23	LEISURE - Resorts & Casinos	Period 5 of 10	22	-18%	-1%	8%	Weakened									
6 Days - 09/05/23 to 09/11/23	LEISURE - Resorts & Casinos	Period 6 of 10	22	-18%	-1%	7%	Unchanged									
8 Days - 08/28/23 to 09/05/23	LEISURE - Resorts & Casinos	Period 7 of 10	22	-5%	-1%	6%	Unchanged									
7 Days - 08/21/23 to 08/28/23	LEISURE - Resorts & Casinos	Period 8 of 10	22	-2%	1%	5%	Weakened									
7 Days - 08/14/23 to 08/21/23	LEISURE - Resorts & Casinos	Period 9 of 10	22	-13%	-6%	0%	Weakened									
7 Days - 08/07/23 to 08/14/23	LEISURE - Resorts & Casinos	Period 10 of 10	22	-12%	-2%	3%	Weakened									
7 Days - 10/09/23 to 10/16/23	LEISURE - Restaurants	Period 1 of 10 (Current)	36	-9%	-1%	9%	Unchanged									
7 Days - 10/02/23 to 10/09/23	LEISURE - Restaurants	Period 2 of 10	36	-10%	-3%	6%	Unchanged									
7 Days - 09/25/23 to 10/02/23	LEISURE - Restaurants	Period 3 of 10	36	-30%	-1%	6%	Unchanged									
7 Days - 09/18/23 to 09/25/23	LEISURE - Restaurants	Period 4 of 10	36	-10%	-4%	11%	Weakened									
7 Days - 09/11/23 to 09/18/23	LEISURE - Restaurants	Period 5 of 10	36	-16%	-1%	10%	Unchanged									
6 Days - 09/05/23 to 09/11/23	LEISURE - Restaurants	Period 6 of 10	36	-8%	-2%	10%	Weakened									
8 Days - 08/28/23 to 09/05/23	LEISURE - Restaurants	Period 7 of 10	36	-7%	-2%	3%	Weakened									
7 Days - 08/21/23 to 08/28/23	LEISURE - Restaurants	Period 8 of 10	36	-7%	0%	5%	Unchanged									
7 Days - 08/14/23 to 08/21/23	LEISURE - Restaurants	Period 9 of 10	36	-17%	-4%	9%	Weakened									
7 Days - 08/07/23 to 08/14/23	LEISURE - Restaurants	Period 10 of 10	36	-12%	-2%	24%	Weakened									
7 Days - 10/09/23 to 10/16/23	LEISURE - Specialty Eateries	Period 1 of 10 (Current)	1	1%	1%	1%	Unchanged	1 Spec Eateries								
7 Days - 10/02/23 to 10/09/23	LEISURE - Specialty Eateries	Period 2 of 10	1	2%	2%	2%	Unchanged	1 Spec Eateries								
7 Days - 09/25/23 to 10/02/23	LEISURE - Specialty Eateries	Period 3 of 10	1	-2%	-2%	-2%	Unchanged	1 Spec Eateries								
7 Days - 09/18/23 to 09/25/23	LEISURE - Specialty Eateries	Period 4 of 10	1	-4%	-4%	-4%	Weakened	<-Spec Eateries 1	<-Spec Eateries 1	<-Spec Eateries 1						
7 Days - 09/11/23 to 09/18/23	LEISURE - Specialty Eateries	Period 5 of 10	1	1%	1%	1%	Strengthened	1 Spec Eateries->	1 Spec Eateries->	1 Spec Eateries->						
6 Days - 09/05/23 to 09/11/23	LEISURE - Specialty Eateries	Period 6 of 10	1	-1%	-1%	-1%	Unchanged	1 Spec Eateries								
8 Days - 08/28/23 to 09/05/23	LEISURE - Specialty Eateries	Period 7 of 10	1	0%	0%	0%	Weakened	<-Spec Eateries 1	<-Spec Eateries 1	<-Spec Eateries 1						
7 Days - 08/21/23 to 08/28/23	LEISURE - Specialty Eateries	Period 8 of 10	1	1%	1%	1%	Unchanged	1 Spec Eateries								
7 Days - 08/14/23 to 08/21/23	LEISURE - Specialty Eateries	Period 9 of 10	1	-5%	-5%	-5%	Weakened	<-Spec Eateries 1	<-Spec Eateries 1	<-Spec Eateries 1	<-Spec Eateries 1	<-Spec Eateries 1	<-Spec Eateries 1	<-Spec Eateries 1	<-Spec Eateries 1	
7 Days - 08/07/23 to 08/14/23	LEISURE - Specialty Eateries	Period 10 of 10	1	-1%	-1%	-1%	Weakened	<-Spec Eateries 1	<-Spec Eateries 1	<-Spec Eateries 1	<-Spec Eateries 1	<-Spec Eateries 1	<-Spec Eateries 1	<-Spec Eateries 1	<-Spec Eateries 1	
7 Days - 10/09/23 to 10/16/23	LEISURE - Sporting Activities	Period 1 of 10 (Current)	5	-5%	1%	10%	Unchanged									

2C. Stocks 1 Week Strongest and Weakest

What: stocks currently rated Strongest/Weakest (highest/lowest of 9 strength ratings)

Why: most interesting stocks for available capital because

- the Strongest have the least amount of overhead supply to dampen breakouts while
- the Weakest may be prone to volatility, subject to big pops from bottom-fishing and short-covering BUT ALSO to bigger and faster falls.

(Not guaranteed and not a recommendation – weak stocks in weakening sub-industries may be better shorts than high-flyers.)

STOCK DETAIL (EDUCATIONAL PURPOSES ONLY/NOT FINANCIAL ADVICE)										1 week 10/09/23 to 10/16/23								
Length - Begin/End	Sub-Industry	Ticker	Company	Score	Syr	% Chg	Strength	Status	9Weakest	8VWeak	7Weak	6Weak	5Avg	4Strong	3Stronger	2VStrong	1Strongest	
1 week 10/09/23 to 10/16/23	LEISURE - Gaming Activities	LNW	Light & Wonder Inc	11-55-75	84%	3%	14%	1Strongest										
1 week 10/09/23 to 10/16/23	LEISURE - Gaming Activities	CPHC	Canterbury Park Hldg Cp	95-55-75	47%	-2%	-17%	9Weakest										
1 week 10/09/23 to 10/16/23	LEISURE - General Entertainment	MMYT	MakeMyTrip Limited	15-69-75	94%	1%	37%	1Strongest										
1 week 10/09/23 to 10/16/23	LEISURE - General Entertainment	SPHR	Spere Entertainment Co.	95-69-75	15%	-3%	-12%	9Weakest	<--SPHR	<--SPHR	<--SPHR							
1 week 10/09/23 to 10/16/23	LEISURE - General Entertainment	FUN	Cedar Fair (L.P.)	95-69-75	46%	-4%	-15%	9Weakest										
1 week 10/09/23 to 10/16/23	LEISURE - General Entertainment	SIX	Six Flag Entertainment Corp	95-69-75	20%	-7%	-16%	9Weakest	<--SIX	<--SIX	<--SIX							
1 week 10/09/23 to 10/16/23	LEISURE - Lodging	HLT	Hilton Worldwide Holdings Inc	11-61-75	91%	3%	6%	1Strongest										
1 week 10/09/23 to 10/16/23	LEISURE - Lodging	TNL	Travel + Leisure Co	95-61-75	35%	1%	-13%	9Weakest										
1 week 10/09/23 to 10/16/23	LEISURE - Lodging	LIND	Lindblad Expeditions Holdings Inc	95-61-75	19%	-6%	-31%	9Weakest										
1 week 10/09/23 to 10/16/23	LEISURE - Resorts & Casinos	MTN	Vail Resorts Inc	95-79-75	38%	6%	-7%	9Weakest										
1 week 10/09/23 to 10/16/23	LEISURE - Resorts & Casinos	VAC	Marriott Vacations Worldwide	95-79-75	39%	2%	-25%	9Weakest										
1 week 10/09/23 to 10/16/23	LEISURE - Resorts & Casinos	MSC	Studio City International Holdings Limited	95-79-75	20%	2%	-19%	9Weakest	<--MSC	<--MSC	<--MSC							
1 week 10/09/23 to 10/16/23	LEISURE - Resorts & Casinos	GDEN	Golden Entertainment Inc	95-79-75	55%	2%	-14%	9Weakest										
1 week 10/09/23 to 10/16/23	LEISURE - Resorts & Casinos	CHTY	Century Casinos Inc	95-79-75	26%	0%	-32%	9Weakest										
1 week 10/09/23 to 10/16/23	LEISURE - Resorts & Casinos	MCRN	Monarch Casino & Resort	95-79-75	61%	-1%	-12%	9Weakest										
1 week 10/09/23 to 10/16/23	LEISURE - Resorts & Casinos	LVS	Las Vegas Sands	95-79-75	35%	-1%	-19%	9Weakest										
1 week 10/09/23 to 10/16/23	LEISURE - Resorts & Casinos	FLI	Full House Resorts Inc	95-79-75	32%	-1%	-36%	9Weakest										
1 week 10/09/23 to 10/16/23	LEISURE - Resorts & Casinos	PENN	Penn National Gaming Inc.	95-79-75	12%	-6%	-24%	9Weakest										
1 week 10/09/23 to 10/16/23	LEISURE - Resorts & Casinos	BALY	Bally's Corporation	95-79-75	3%	-6%	-41%	9Weakest										
1 week 10/09/23 to 10/16/23	LEISURE - Restaurants	FRGI	Fiesta Restaurant Group Inc	15-75-75	36%	0%	4%	1Strongest										
1 week 10/09/23 to 10/16/23	LEISURE - Restaurants	EAT	Brinker International	95-75-75	35%	7%	-12%	9Weakest										
1 week 10/09/23 to 10/16/23	LEISURE - Restaurants	ARMK	Aramark	95-75-75	40%	6%	-30%	9Weakest										
1 week 10/09/23 to 10/16/23	LEISURE - Restaurants	PZZA	Papa John's International Inc	95-75-75	30%	5%	-15%	9Weakest										
1 week 10/09/23 to 10/16/23	LEISURE - Restaurants	CBRL	Cracker Barrel Old Country Store Inc	95-75-75	11%	4%	-28%	9Weakest										
1 week 10/09/23 to 10/16/23	LEISURE - Restaurants	CAKE	Cheesecake Factory Inc	95-75-75	31%	2%	-12%	9Weakest										
1 week 10/09/23 to 10/16/23	LEISURE - Restaurants	DRI	Darden Restaurants	95-75-75	76%	1%	-10%	9Weakest										
1 week 10/09/23 to 10/16/23	LEISURE - Restaurants	QSR	Restaurant Brands International Inc	95-75-75	70%	1%	-9%	9Weakest										
1 week 10/09/23 to 10/16/23	LEISURE - Restaurants	MCD	McDonalds Corp	95-75-75	70%	0%	-11%	9Weakest										
1 week 10/09/23 to 10/16/23	LEISURE - Restaurants	YUM	Yum! Brands Inc	95-75-75	72%	0%	-10%	9Weakest										
1 week 10/09/23 to 10/16/23	LEISURE - Restaurants	DENN	Denny's Corp	95-75-75	19%	-1%	-22%	9Weakest										
1 week 10/09/23 to 10/16/23	LEISURE - Restaurants	YUMC	Yum China Holdings Inc	95-75-75	54%	-1%	-9%	9Weakest										
1 week 10/09/23 to 10/16/23	LEISURE - Restaurants	JACK	Jack In The Box Inc	95-75-75	45%	-1%	-23%	9Weakest										
1 week 10/09/23 to 10/16/23	LEISURE - Restaurants	LOCO	El Pollo Loco Holdings Inc	95-75-75	11%	-1%	-17%	9Weakest										
1 week 10/09/23 to 10/16/23	LEISURE - Restaurants	NDLS	Noodles & Company	95-75-75	0%	-2%	-46%	9Weakest										
1 week 10/09/23 to 10/16/23	LEISURE - Restaurants	DIN	Dine Brands Global Inc	95-75-75	36%	-2%	-24%	9Weakest										
1 week 10/09/23 to 10/16/23	LEISURE - Restaurants	WEN	The Wendy's Company	95-75-75	53%	-2%	-13%	9Weakest										
1 week 10/09/23 to 10/16/23	LEISURE - Restaurants	BIRI	BJ's Restaurants Inc	95-75-75	29%	-4%	-26%	9Weakest										
1 week 10/09/23 to 10/16/23	LEISURE - Restaurants	STKS	The ONE Group Hospitality Inc	95-75-75	24%	-7%	-37%	9Weakest										
1 week 10/09/23 to 10/16/23	LEISURE - Restaurants	NATH	Nathan's Famous Inc	95-75-75	52%	-7%	-13%	9Weakest	<--NATH	<--NATH	<--NATH							
1 week 10/09/23 to 10/16/23	LEISURE - Restaurants	RICK	RCI Hospitality Holdings Inc	95-75-75	52%	8%	29%	9Weakest										
1 week 10/09/23 to 10/16/23	LEISURE - Specialty Eateries	SBUX	Starbucks Corporation	95-95-75	54%	1%	-8%	9Weakest										
1 week 10/09/23 to 10/16/23	LEISURE - Sporting Activities	PLNT	Planet Fitness Inc	95-75-75	37%	10%	-24%	9Weakest										
1 week 10/09/23 to 10/16/23	LEISURE - Sporting Activities	PTON	Peloton Interactive Inc	95-75-75	0%	0%	-42%	9Weakest										
1 week 10/09/23 to 10/16/23	LEISURE - Sporting Activities	SEAS	SeaWorld Entertainment Inc.	95-75-75	54%	-2%	-21%	9Weakest										
1 week 10/09/23 to 10/16/23	LEISURE - Sporting Activities	MANU	Manchester United plc	95-75-75	45%	-5%	-17%	9Weakest										



Strongest to Weakest stocks ratio is 4:41 (5% and 50% of total) 10/09/23 to 10/16/23.



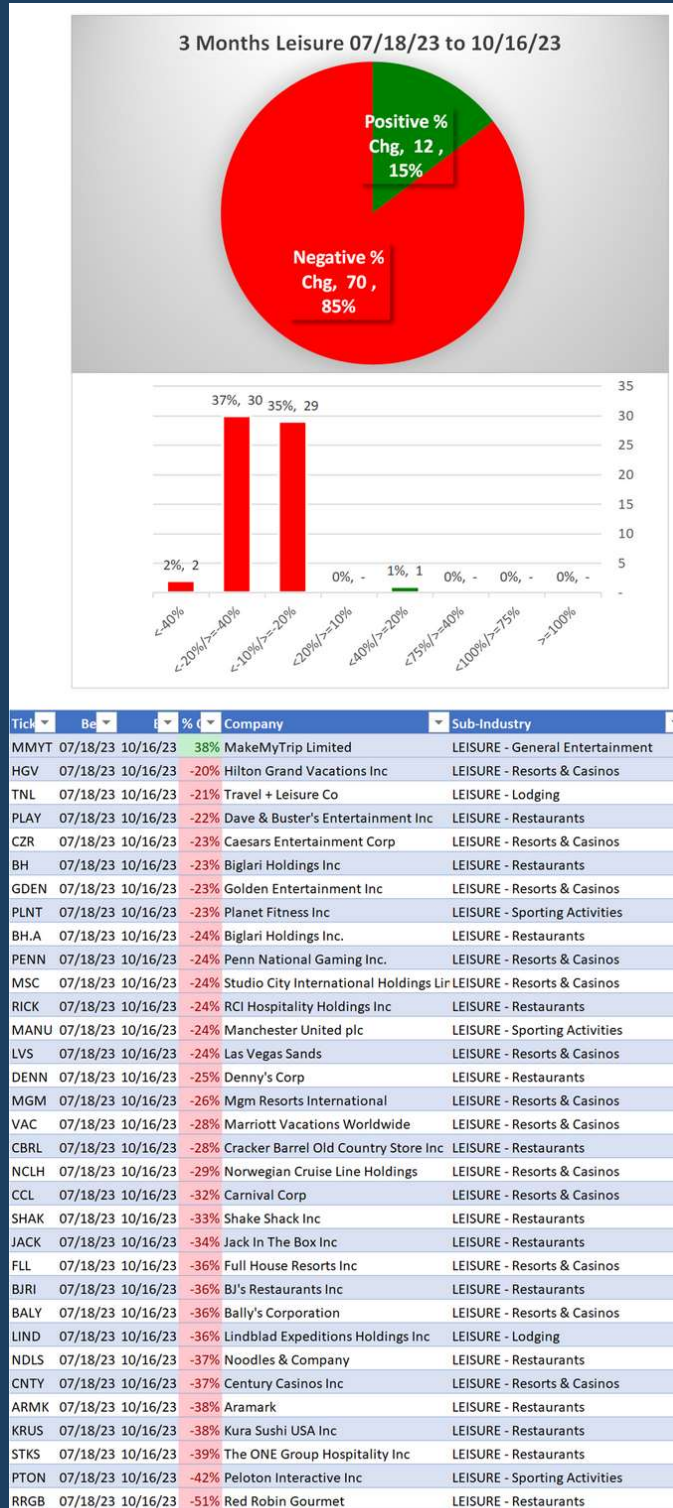
Green Highlight: Strengthened
 Red Highlight: Weakened
 No Highlight: Unchanged

October 16, 2023

For educational purposes only. Not a stock or investment recommendation.

3. STRENGTH BY LOOKBACK PERIOD (with Best/Worst stocks)

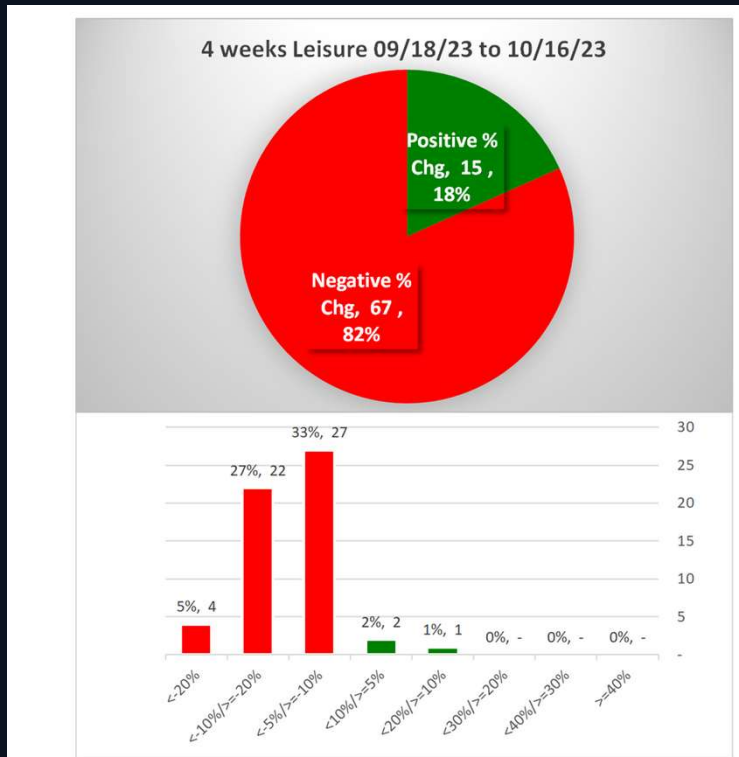
3A. Lookback 6 Months



0 stocks >+20% and 32 stocks <-20% (0% and 39% of total) 07/18/23 to 10/16/23.

3. STRENGTH BY LOOKBACK PERIOD (with Best/Worst stocks)

3B. Lookback 4 Weeks

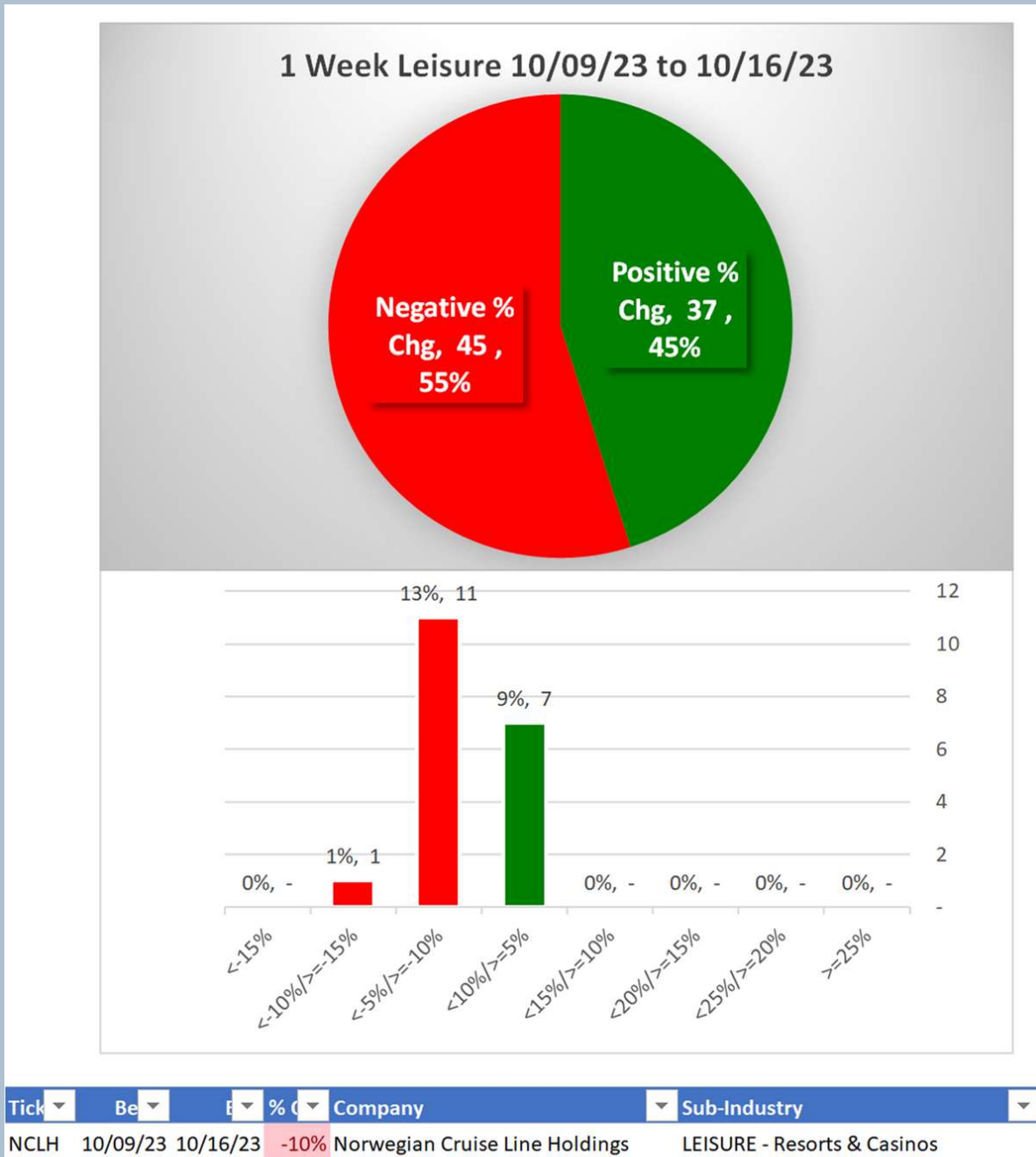


Tick	Be	E	%	Company	Sub-Industry
PTON	09/18/23	10/16/23	11%	Peloton Interactive Inc	LEISURE - Sporting Activities
MCD	09/18/23	10/16/23	-10%	McDonalds Corp	LEISURE - Restaurants
FUN	09/18/23	10/16/23	-10%	Cedar Fair (L.P.)	LEISURE - General Entertainment
JACK	09/18/23	10/16/23	-10%	Jack In The Box Inc	LEISURE - Restaurants
BLMN	09/18/23	10/16/23	-11%	Bloomin Brands Inc	LEISURE - Restaurants
FLL	09/18/23	10/16/23	-11%	Full House Resorts Inc	LEISURE - Resorts & Casinos
NATH	09/18/23	10/16/23	-11%	Nathan's Famous Inc	LEISURE - Restaurants
SIX	09/18/23	10/16/23	-12%	Six Flag Entertainment Corp	LEISURE - General Entertainment
MTN	09/18/23	10/16/23	-12%	Vail Resorts Inc	LEISURE - Resorts & Casinos
PENN	09/18/23	10/16/23	-12%	Penn National Gaming Inc.	LEISURE - Resorts & Casinos
PZZA	09/18/23	10/16/23	-12%	Papa Johns International Inc	LEISURE - Restaurants
NCLH	09/18/23	10/16/23	-13%	Norwegian Cruise Line Holdings	LEISURE - Resorts & Casinos
NDLS	09/18/23	10/16/23	-13%	Noodles & Company	LEISURE - Restaurants
BJRI	09/18/23	10/16/23	-13%	BJ's Restaurants Inc	LEISURE - Restaurants
CNTY	09/18/23	10/16/23	-14%	Century Casinos Inc	LEISURE - Resorts & Casinos
KRUS	09/18/23	10/16/23	-14%	Kura Sushi USA Inc	LEISURE - Restaurants
CZR	09/18/23	10/16/23	-14%	Caesars Entertainment Corp	LEISURE - Resorts & Casinos
LIND	09/18/23	10/16/23	-15%	Lindblad Expeditions Holdings Inc	LEISURE - Lodging
SHAK	09/18/23	10/16/23	-15%	Shake Shack Inc	LEISURE - Restaurants
RICK	09/18/23	10/16/23	-15%	RCI Hospitality Holdings Inc	LEISURE - Restaurants
RRGB	09/18/23	10/16/23	-17%	Red Robin Gourmet	LEISURE - Restaurants
CCL	09/18/23	10/16/23	-18%	Carnival Corp	LEISURE - Resorts & Casinos
MSC	09/18/23	10/16/23	-18%	Studio City International Holdings Lir	LEISURE - Resorts & Casinos
RSI	09/18/23	10/16/23	-23%	Rush Street Interactive	LEISURE - Gaming Activities
STKS	09/18/23	10/16/23	-23%	The ONE Group Hospitality Inc	LEISURE - Restaurants
ARMK	09/18/23	10/16/23	-29%	Aramark	LEISURE - Restaurants
BALY	09/18/23	10/16/23	-39%	Bally's Corporation	LEISURE - Resorts & Casinos

1 stock >+10% and 26 stocks <-10% (1% and 32% of total) 09/18/23 to 10/16/23.

3. STRENGTH BY LOOKBACK PERIOD (with Best/Worst stocks)

3C. Lookback 1 Week



0 stocks >+10% and 1 stock <-10% (0% and 1% of total) 10/09/23 to 10/16/23.