

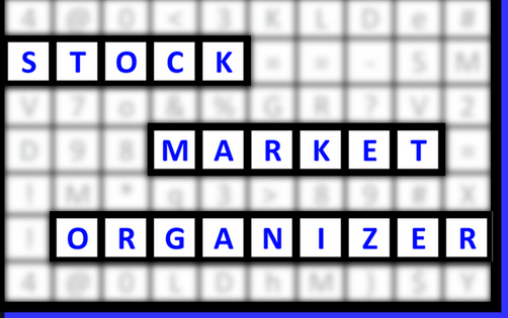
# Industry Status: Internet

**1 week 10/05/23 to 10/12/23**

9Weakest	8VWeak	7Weaker	6Weak	5Avg	4Strong	3Stronger	2VStrong	1Strongest
.	.	.	41 INTERNET	.	.	.	.	.
.	.	.	32 Info Provdrs	.	.	.	.	.
.	.	1 Serv Provdrs->	1 Serv Provdrs->	1 Serv Provdrs->	.	.	.	.
.	.	.	8 Sftwre/Serv	.	.	.	.	.
.	.	.	.	.	.	.	.	.
.	.	.	.	.	.	.	.	.
.	.	.	.	.	.	.	.	.
.	.	.	.	.	.	.	.	.
.	.	.	.	.	.	.	.	.

October 12, 2023

Unchanged at **WEAK** strength rating  
(**6th** strongest of 9 levels),  
previous move was **DOWN**



# Table of Contents

1	<b>1. INDUSTRY OVERVIEW</b> 1A. Performance 1B. Background
2	<b>2. SUB-INDUSTRIES AND STOCK DETAIL</b> 2A. Sub-Industries Overview 2B. Sub-Industries 10-Week Strengthening Analysis 2C. Stocks 1 Week Strongest and Weakest
5	<b>3. STRENGTH BY LOOKBACK PERIOD (with Best/Worst stocks)</b> 3A. Lookback 6 Months 3B. Lookback 4 weeks 3C. Lookback 1 Week

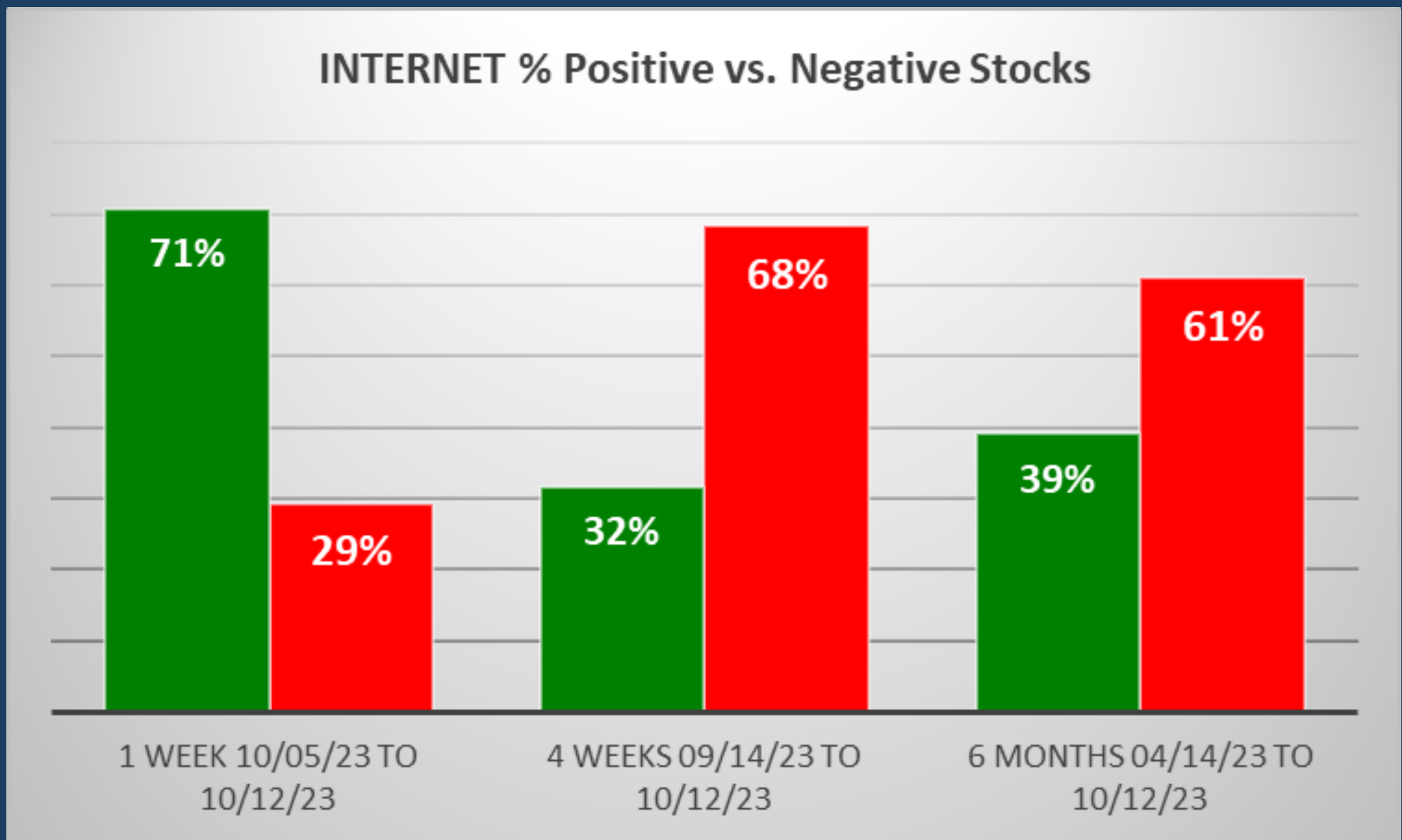
# 1. INDUSTRY OVERVIEW

## 1A. Performance

Past 10 Weeks Strengthening/Weakening week-by-week, per the following chart:

9Weakest	8VWeak	7Weaker	6Weak	5Avg	4Strong	3Stronger	2VStrong	1Strongest	Period
.	.	.	41 INTERNET	.	.	.	.	.	7 Days - 10/05/23 to 10/12/23
.	.	.	41 INTERNET	.	.	.	.	.	7 Days - 09/28/23 to 10/05/23
.	.	.	41 INTERNET	.	.	.	.	.	7 Days - 09/21/23 to 09/28/23
.	.	.	<-INTERNET 41	<-INTERNET 41	.	.	.	.	7 Days - 09/14/23 to 09/21/23
.	.	.	.	41 INTERNET	.	.	.	.	7 Days - 09/07/23 to 09/14/23
.	.	.	.	41 INTERNET	.	.	.	.	7 Days - 08/31/23 to 09/07/23
.	.	.	.	41 INTERNET	.	.	.	.	7 Days - 08/24/23 to 08/31/23
.	.	.	.	41 INTERNET	.	.	.	.	7 Days - 08/17/23 to 08/24/23
.	.	.	.	<-INTERNET 41	<-INTERNET 41	.	.	.	7 Days - 08/10/23 to 08/17/23
.	.	.	.	.	41 INTERNET	.	.	.	7 Days - 08/03/23 to 08/10/23

STRENGTHENING 1 Week vs. Mid- and Longer-Term // 1 week positive/negative stocks ratio is HIGHER than both 4 weeks and 6 Months, per the following chart:



## 1B. Background

Largest of 3 sub-industries (41 stocks, average 14):

- \* Internet Information Providers (32 stocks)
- \* Internet Software & Services (8 stocks)

Top 10 by Market Capitalization:

GOOG/Alphabet Inc, META/Meta Platforms Inc, BKNG/Booking Holdings Inc, EQIX/Equinix Inc, DASH/DoorDash Inc, GIB/Cgi Group Inc, ZM/Zoom Video Communications Inc, PINS/Pinterest Inc, AKAM/Akamai Technologies Inc, EXPE/Expedia Inc

## 2. SUB-INDUSTRIES AND STOCKS DETAIL

### 2A. Sub-Industries Overview

Strengthened: 1/3 sub-industries

Weakened: 0/3 sub-industries

STRONGEST at Average rating/5th strongest of 9 levels:

- \* Internet Service Providers (1 stock)

WEAKEST at Weak rating/6th strongest of 9 levels:

- \* Internet Information Providers (32 stocks)
- \* Internet Software & Services (8 stocks)

## 2B. Sub-Industries 10-Week Strengthening Analysis

What: recent week-by-week strength changes for the industry and each underlying sub-industry

Why: objective measurement of strengthening and weakening enabling comparison within and across industries and sub-industries

INDUSTRY CURRENT PERIOD SUMMARY							1 week 10/05/23 to 10/12/23									
Length - Begin/End	Industry/Sub-Industry	Period	#	Min	Avg	Max	Status	9Weakest	8VWeak	7Weaker	6Weak	5Avg	4Strong	3Stronger	2VStrong	1Strongest
7 Days - 10/05/23 to 10/12/23	INTERNET	Period 1 of 10 (Current)	41	-5%	0%	9%	Strengthened				41 INTERNET					
7 Days - 10/05/23 to 10/12/23	INTERNET - Internet Information Providers	Period 1 of 10 (Current)	32	-5%	1%	9%	Unchanged				32 Info Provdrs					
7 Days - 10/05/23 to 10/12/23	INTERNET - Internet Service Providers	Period 1 of 10 (Current)	1	2%	2%	2%	Strengthened			1 Serv Provdrs->	1 Serv Provdrs->	1 Serv Provdrs->				
7 Days - 10/05/23 to 10/12/23	INTERNET - Internet Software & Services	Period 1 of 10 (Current)	8	-1%	-1%	5%	Strengthened				8 Sftwre/Serv					
7 Days - 10/05/23 to 10/12/23	INTERNET	Period 2 of 10	41	-4%	-2%	9%	Unchanged				41 INTERNET					
7 Days - 09/28/23 to 10/05/23	INTERNET	Period 2 of 10	41	-4%	-2%	9%	Unchanged				41 INTERNET					
7 Days - 09/21/23 to 09/28/23	INTERNET	Period 3 of 10	41	-5%	2%	18%	Unchanged				41 INTERNET					
7 Days - 09/14/23 to 09/21/23	INTERNET	Period 4 of 10	41	-2%	-5%	2%	Weakened				<-INTERNET 41	<-INTERNET 41				
7 Days - 09/07/23 to 09/14/23	INTERNET	Period 5 of 10	41	-4%	0%	29%	Unchanged				41 INTERNET					
7 Days - 08/31/23 to 09/07/23	INTERNET	Period 6 of 10	41	-5%	-2%	6%	Weakened				41 INTERNET					
7 Days - 08/24/23 to 08/31/23	INTERNET	Period 7 of 10	41	-7%	3%	23%	Strengthened				41 INTERNET					
7 Days - 08/17/23 to 08/24/23	INTERNET	Period 8 of 10	41	-5%	-1%	11%	Weakened				41 INTERNET					
7 Days - 08/10/23 to 08/17/23	INTERNET	Period 9 of 10	41	-3%	-2%	55%	Weakened				<-INTERNET 41	<-INTERNET 41				
7 Days - 08/03/23 to 08/10/23	INTERNET	Period 10 of 10	41	-6%	-3%	14%	Weakened				41 INTERNET					
7 Days - 10/05/23 to 10/12/23	INTERNET - Internet Information Providers	Period 1 of 10 (Current)	32	-5%	1%	9%	Unchanged				32 Info Provdrs					
7 Days - 09/28/23 to 10/05/23	INTERNET - Internet Information Providers	Period 2 of 10	32	-4%	-2%	9%	Unchanged				32 Info Provdrs					
7 Days - 09/21/23 to 09/28/23	INTERNET - Internet Information Providers	Period 3 of 10	32	-4%	2%	18%	Strengthened				32 Info Provdrs					
7 Days - 09/14/23 to 09/21/23	INTERNET - Internet Information Providers	Period 4 of 10	32	-2%	-5%	2%	Weakened				<-Info Provdrs 32	<-Info Provdrs 32				
7 Days - 09/07/23 to 09/14/23	INTERNET - Internet Information Providers	Period 5 of 10	32	-2%	1%	29%	Unchanged				32 Info Provdrs					
7 Days - 08/31/23 to 09/07/23	INTERNET - Internet Information Providers	Period 6 of 10	32	-8%	-2%	6%	Weakened				32 Info Provdrs					
7 Days - 08/24/23 to 08/31/23	INTERNET - Internet Information Providers	Period 7 of 10	32	-6%	4%	23%	Strengthened				32 Info Provdrs					
7 Days - 08/17/23 to 08/24/23	INTERNET - Internet Information Providers	Period 8 of 10	32	-5%	0%	11%	Weakened				32 Info Provdrs					
7 Days - 08/10/23 to 08/17/23	INTERNET - Internet Information Providers	Period 9 of 10	32	-2%	-2%	55%	Weakened				<-Info Provdrs 32	<-Info Provdrs 32				
7 Days - 08/03/23 to 08/10/23	INTERNET - Internet Information Providers	Period 10 of 10	32	-6%	-3%	13%	Weakened				32 Info Provdrs					
7 Days - 10/05/23 to 10/12/23	INTERNET - Internet Service Providers	Period 1 of 10 (Current)	1	2%	2%	2%	Strengthened			1 Serv Provdrs->	1 Serv Provdrs->	1 Serv Provdrs->				
7 Days - 09/28/23 to 10/05/23	INTERNET - Internet Service Providers	Period 2 of 10	1	4%	-4%	-4%	Weakened			<-Serv Provdrs 1	<-Serv Provdrs 1	<-Serv Provdrs 1				
7 Days - 09/21/23 to 09/28/23	INTERNET - Internet Service Providers	Period 3 of 10	1	10%	10%	10%	Strengthened				1 Serv Provdrs->	1 Serv Provdrs->	1 Serv Provdrs->			
7 Days - 09/14/23 to 09/21/23	INTERNET - Internet Service Providers	Period 4 of 10	1	3%	-3%	-3%	Unchanged				1 Serv Provdrs					
7 Days - 09/07/23 to 09/14/23	INTERNET - Internet Service Providers	Period 5 of 10	1	0%	0%	0%	Unchanged				1 Serv Provdrs					
7 Days - 08/31/23 to 09/07/23	INTERNET - Internet Service Providers	Period 6 of 10	1	5%	-5%	-5%	Weakened				<-Serv Provdrs 1	<-Serv Provdrs 1	<-Serv Provdrs 1			
7 Days - 08/24/23 to 08/31/23	INTERNET - Internet Service Providers	Period 7 of 10	1	2%	-2%	-2%	Unchanged				1 Serv Provdrs					
7 Days - 08/17/23 to 08/24/23	INTERNET - Internet Service Providers	Period 8 of 10	1	1%	-1%	-1%	Unchanged				1 Serv Provdrs					
7 Days - 08/10/23 to 08/17/23	INTERNET - Internet Service Providers	Period 9 of 10	1	7%	-7%	-7%	Weakened				<-Serv Provdrs 1	<-Serv Provdrs 1	<-Serv Provdrs 1	<-Serv Provdrs 1	<-Serv Provdrs 1	
7 Days - 08/03/23 to 08/10/23	INTERNET - Internet Service Providers	Period 10 of 10	1	1%	-1%	-1%	Unchanged				1 Serv Provdrs					
7 Days - 10/05/23 to 10/12/23	INTERNET - Internet Software & Services	Period 1 of 10 (Current)	8	-1%	-1%	5%	Strengthened				8 Sftwre/Serv					
7 Days - 09/28/23 to 10/05/23	INTERNET - Internet Software & Services	Period 2 of 10	8	5%	-1%	3%	Strengthened				8 Sftwre/Serv->	8 Sftwre/Serv->				
7 Days - 09/21/23 to 09/28/23	INTERNET - Internet Software & Services	Period 3 of 10	8	5%	0%	6%	Weakened				<-Sftwre/Serv 8	<-Sftwre/Serv 8				
7 Days - 09/14/23 to 09/21/23	INTERNET - Internet Software & Services	Period 4 of 10	8	8%	-4%	2%	Weakened				8 Sftwre/Serv					
7 Days - 09/07/23 to 09/14/23	INTERNET - Internet Software & Services	Period 5 of 10	8	-4%	-2%	4%	Weakened				<-Sftwre/Serv 8	<-Sftwre/Serv 8				
7 Days - 08/31/23 to 09/07/23	INTERNET - Internet Software & Services	Period 6 of 10	8	-5%	-4%	2%	Weakened				8 Sftwre/Serv					
7 Days - 08/24/23 to 08/31/23	INTERNET - Internet Software & Services	Period 7 of 10	8	7%	1%	4%	Strengthened				8 Sftwre/Serv					
7 Days - 08/17/23 to 08/24/23	INTERNET - Internet Software & Services	Period 8 of 10	8	8%	-1%	2%	Weakened				8 Sftwre/Serv					
7 Days - 08/10/23 to 08/17/23	INTERNET - Internet Software & Services	Period 9 of 10	8	-3%	1%	22%	Weakened				<-Sftwre/Serv 8	<-Sftwre/Serv 8				
7 Days - 08/03/23 to 08/10/23	INTERNET - Internet Software & Services	Period 10 of 10	8	-1%	-1%	14%	Weakened				8 Sftwre/Serv					

Green Highlight: Strengthened  
 Red Highlight: Weakened  
 No Highlight: Unchanged

## 2C. Stocks 1 Week Strongest and Weakest

What: stocks currently rated Strongest/Weakest (highest/lowest of 9 strength ratings)

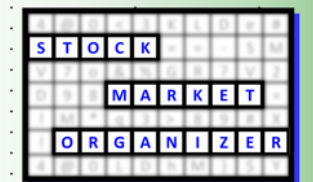
Why: most interesting stocks for available capital because

- the Strongest have the least amount of overhead supply to dampen breakouts while
- the Weakest may be prone to volatility, subject to big pops from bottom-fishing and short-covering BUT ALSO to bigger and faster falls.

(Not guaranteed and not a recommendation - weak stocks in weakening sub-industries may be better shorts than high-flyers.)

STOCK DETAIL (EDUCATIONAL PURPOSES ONLY/NOT FINANCIAL ADVICE)

STOCK DETAIL (EDUCATIONAL PURPOSES ONLY/NOT FINANCIAL ADVICE)										1 week 10/05/23 to 10/12/23								
Length - Begin/End	Sub-Industry	Ticker	Company	Score	5yr	% Chg	Strenght	Status	9Weakest	8VWeak	7Weaker	6Weak	5Avg	4Strong	3Stronger	2VStrong	1Strongest	
1 week 10/05/23 to 10/12/23	INTERNET - Internet Information Providers	META	Meta Platforms Inc	15-65-61	80%	6%	35%	1Strongest									META	
1 week 10/05/23 to 10/12/23	INTERNET - Internet Information Providers	GOOG	Alphabet Inc	15-65-61	89%	3%	22%	1Strongest									GOOG	
1 week 10/05/23 to 10/12/23	INTERNET - Internet Information Providers	GOOGL	Alphabet Inc Class A	15-65-61	89%	3%	22%	1Strongest									GOOGL	
1 week 10/05/23 to 10/12/23	INTERNET - Internet Information Providers	AKAM	Akamai Technologies Inc	15-65-61	76%	2%	20%	1Strongest									AKAM	
1 week 10/05/23 to 10/12/23	INTERNET - Internet Information Providers	WB	Weibo Corporation	95-65-61	3%	7%	-24%	9Weakest	WB									
1 week 10/05/23 to 10/12/23	INTERNET - Internet Information Providers	BILI	Bilibili Inc	95-65-61	3%	6%	-27%	9Weakest	BILI									
1 week 10/05/23 to 10/12/23	INTERNET - Internet Information Providers	OCFT	OneConnect Financial Technology	95-65-61	0%	3%	-34%	9Weakest	OCFT									
1 week 10/05/23 to 10/12/23	INTERNET - Internet Information Providers	TRIP	TripAdvisor	95-65-61	3%	1%	-13%	9Weakest	TRIP									
1 week 10/05/23 to 10/12/23	INTERNET - Internet Information Providers	ZM	Zoom Video Communications Inc	95-65-61	1%	2%	-8%	9Weakest	ZM									
1 week 10/05/23 to 10/12/23	INTERNET - Internet Information Providers	SOHU	Sohu.Com Limited	95-65-61	18%	4%	-29%	9Weakest	SOHU									
1 week 10/05/23 to 10/12/23	INTERNET - Internet Information Providers	LC	Lendingclub Corp	95-65-61	2%	5%	-33%	9Weakest	LC									
1 week 10/05/23 to 10/12/23	INTERNET - Internet Information Providers	TTGT	TechTarget Inc	95-65-61	15%	7%	-23%	9Weakest	TTGT									
1 week 10/05/23 to 10/12/23	INTERNET - Internet Software & Services	ZD	Ziff Davis Inc	95-61-61	17%	1%	-15%	9Weakest	ZD									
1 week 10/05/23 to 10/12/23	INTERNET - Internet Software & Services	FOUR	Shift4 Payments Inc	99-61-61	29%	4%	-19%	9Weakest	<--FOUR	<--FOUR	<--FOUR							



Strongest to Weakest stocks ratio is 4:10 (10% and 24% of total) 10/05/23 to 10/12/23.



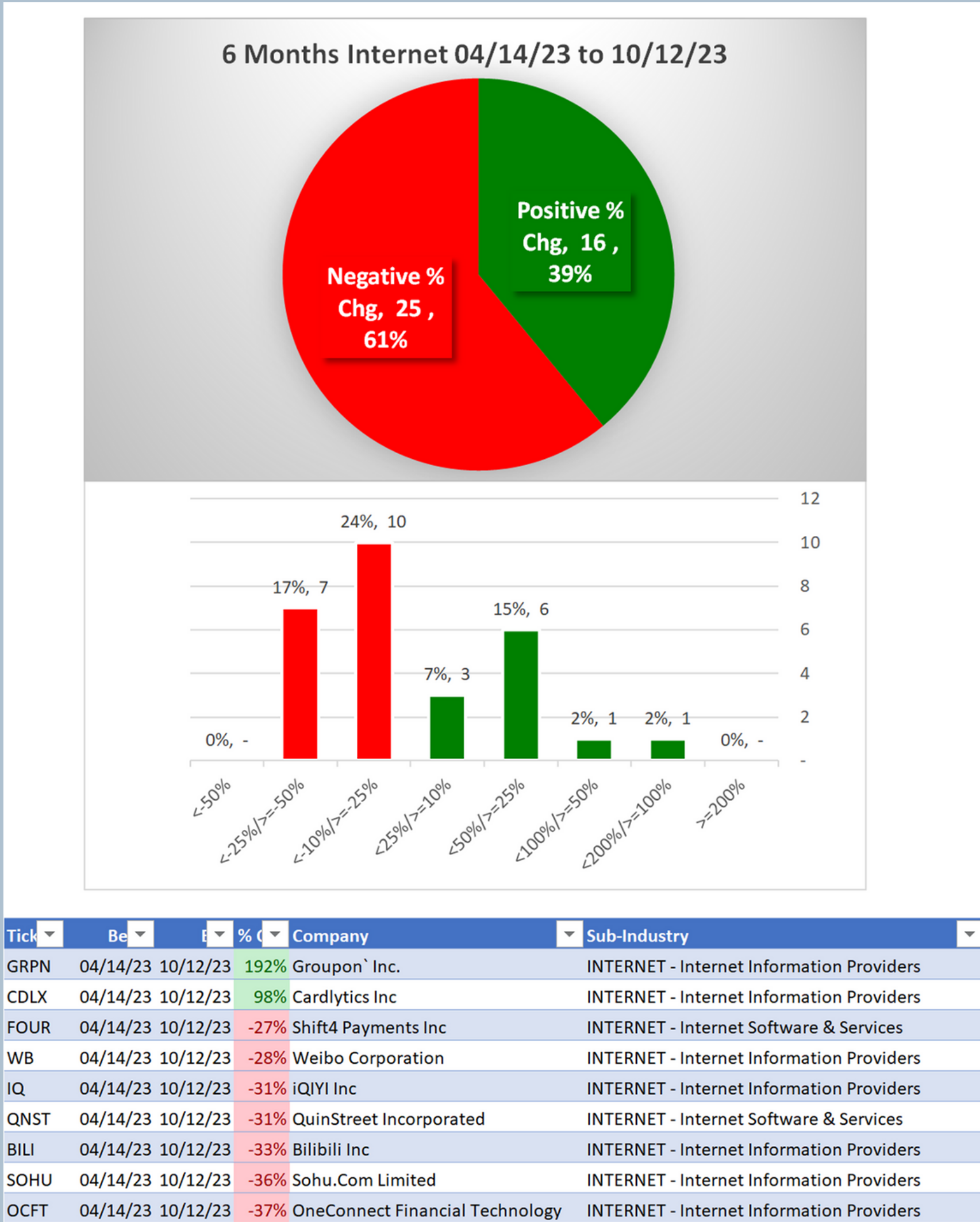
Green Highlight: Strengthened  
 Red Highlight: Weakened  
 No Highlight: Unchanged

October 12, 2023

For educational purposes only. Not a stock or investment recommendation.

### 3. STRENGTH BY LOOKBACK PERIOD (with Best/Worst stocks)

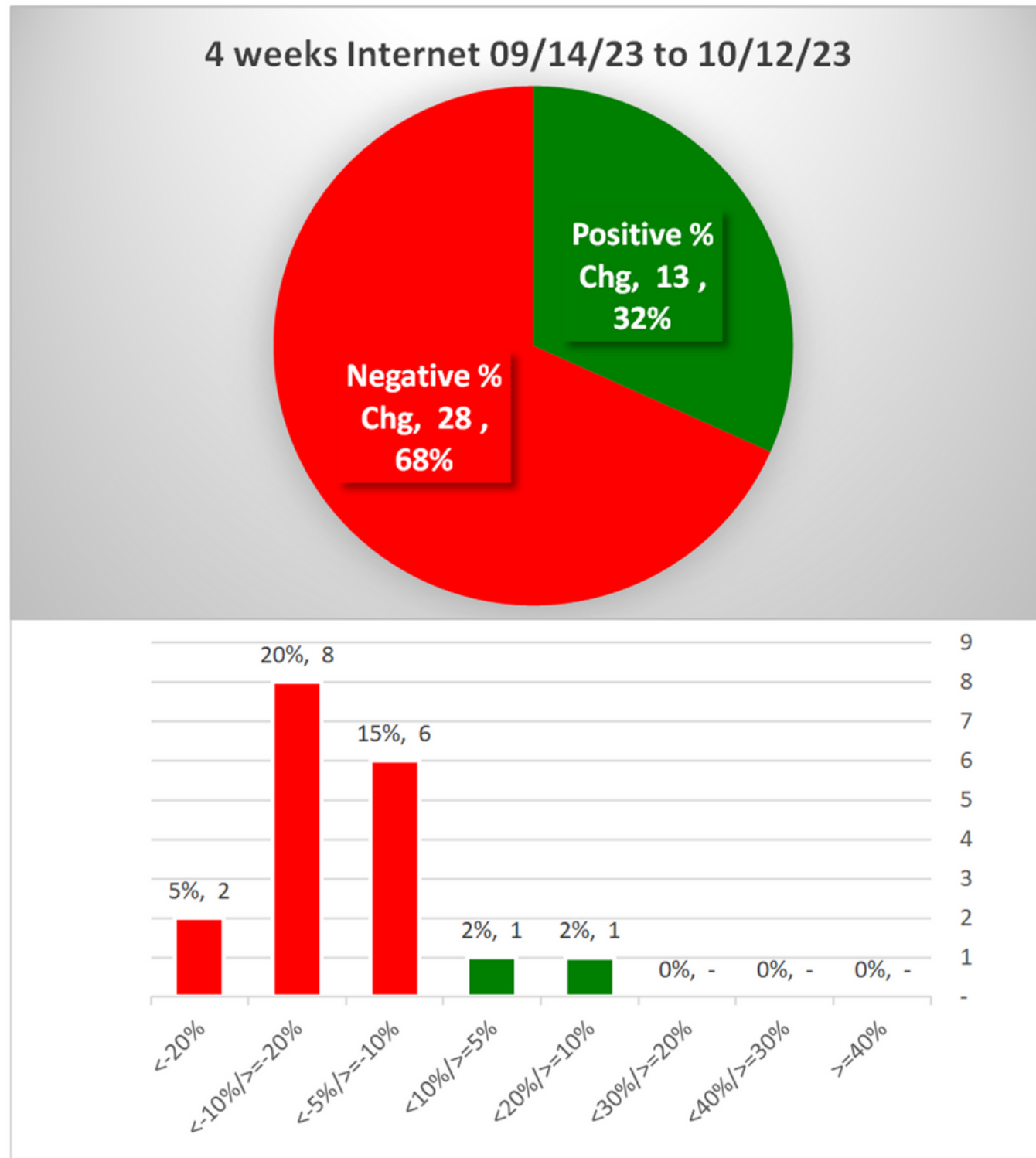
#### 3A. Lookback 6 Months



**2 stocks >+50% and 7 stocks <-25% (5% and 17% of total) 04/14/23 to 10/12/23.**

### 3. STRENGTH BY LOOKBACK PERIOD (with Best/Worst stocks)

#### 3B. Lookback 4 Weeks



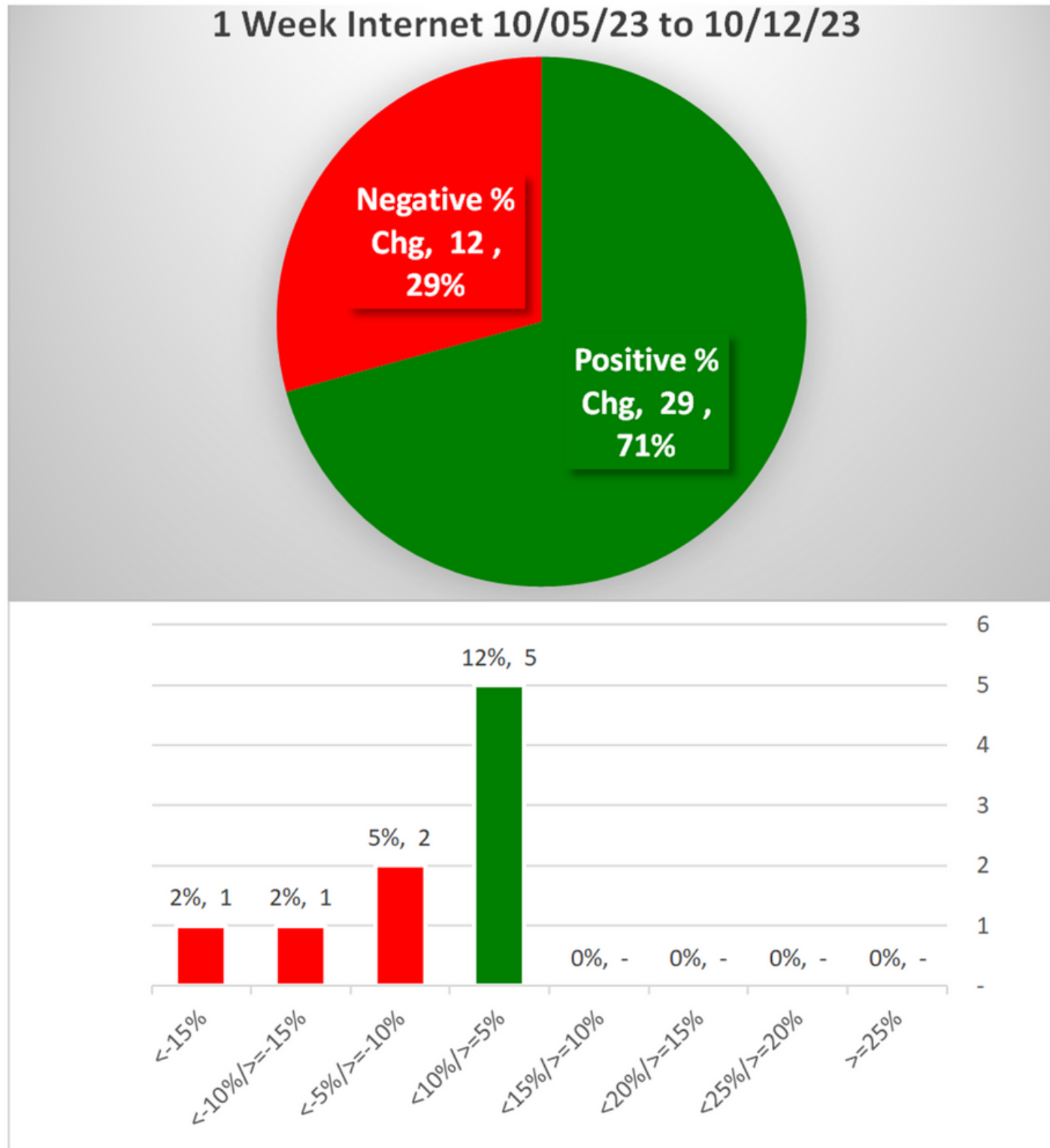
Tick	Be	E	% C	Company	Sub-Industry
EVER	09/14/23	10/12/23	13%	EverQuote Inc	INTERNET - Internet Information Providers
ZM	09/14/23	10/12/23	-11%	Zoom Video Communications Inc	INTERNET - Internet Information Providers
IAC	09/14/23	10/12/23	-11%	IAC/Interactive Corp	INTERNET - Internet Information Providers
TTGT	09/14/23	10/12/23	-12%	TechTarget Inc.	INTERNET - Internet Information Providers
INOD	09/14/23	10/12/23	-13%	Innodata Isogen Inc	INTERNET - Internet Software & Services
TZOO	09/14/23	10/12/23	-13%	Travelzoo	INTERNET - Internet Information Providers
FOUR	09/14/23	10/12/23	-14%	Shift4 Payments Inc	INTERNET - Internet Software & Services
MTCH	09/14/23	10/12/23	-15%	Match Group Inc	INTERNET - Internet Information Providers
UPWK	09/14/23	10/12/23	-18%	Upwork Inc	INTERNET - Internet Information Providers
LC	09/14/23	10/12/23	-20%	Lendingclub Corp	INTERNET - Internet Information Providers
CDLX	09/14/23	10/12/23	-34%	Cardlytics Inc	INTERNET - Internet Information Providers

1 stock >+10% and 10 stocks <-10% (2% and 24% of total) 09/14/23 to 10/12/23.



### 3. STRENGTH BY LOOKBACK PERIOD (with Best/Worst stocks)

#### 3C. Lookback 1 Week



Tick	Be	E	% C	Company	Sub-Industry
INOD	10/05/23	10/12/23	-11%	Innodata Isogen Inc	INTERNET - Internet Software & Services
GRPN	10/05/23	10/12/23	-25%	Groupon` Inc.	INTERNET - Internet Information Providers

**0 stocks >+10% and 2 stocks <-10% (0% and 5% of total) 10/05/23 to 10/12/23.**