

Industry Status: Insurance

1 week 10/13/23 to 10/20/23

9Weakest	8VWeak	7Weaker	6Weak	5Avg	4Strong	3Stronger	2VStrong	1Strongest
.	.	.	<-INSURANCE 89	<-INSURANCE 89	.	<-Accid/Health 4	.	.
.	.	.	.	13 Ins Brokers	.	<-Accid/Health 4	.	.
.	.	.	<-Life Ins 14	<-Life Ins 14
.	.	.	<-Prop/Cas 53	<-Prop/Cas 53
.	.	<-Surety/Title 5	<-Surety/Title 5
.
.
.
.

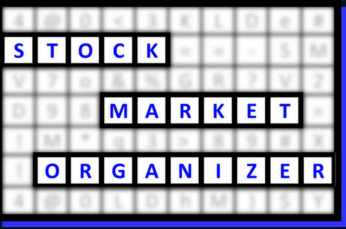
October 20, 2023

DOWN -1 to **WEAK** strength rating
(**6th** strongest of 9 levels)

previous move was **also DOWN**

4 of 5 Sub-industries Weakened

Table of Contents



1	1. INDUSTRY OVERVIEW 1A. Performance 1B. Background
2	2. SUB-INDUSTRIES AND STOCK DETAIL 2A. Sub-Industries Overview 2B. Sub-Industries 10-Week Strengthening Analysis 2C. Stocks 1 Week Strongest and Weakest
5	3. STRENGTH BY LOOKBACK PERIOD (with Best/Worst stocks) 3A. Lookback 3 Months 3B. Lookback 4 weeks 3C. Lookback 1 Week

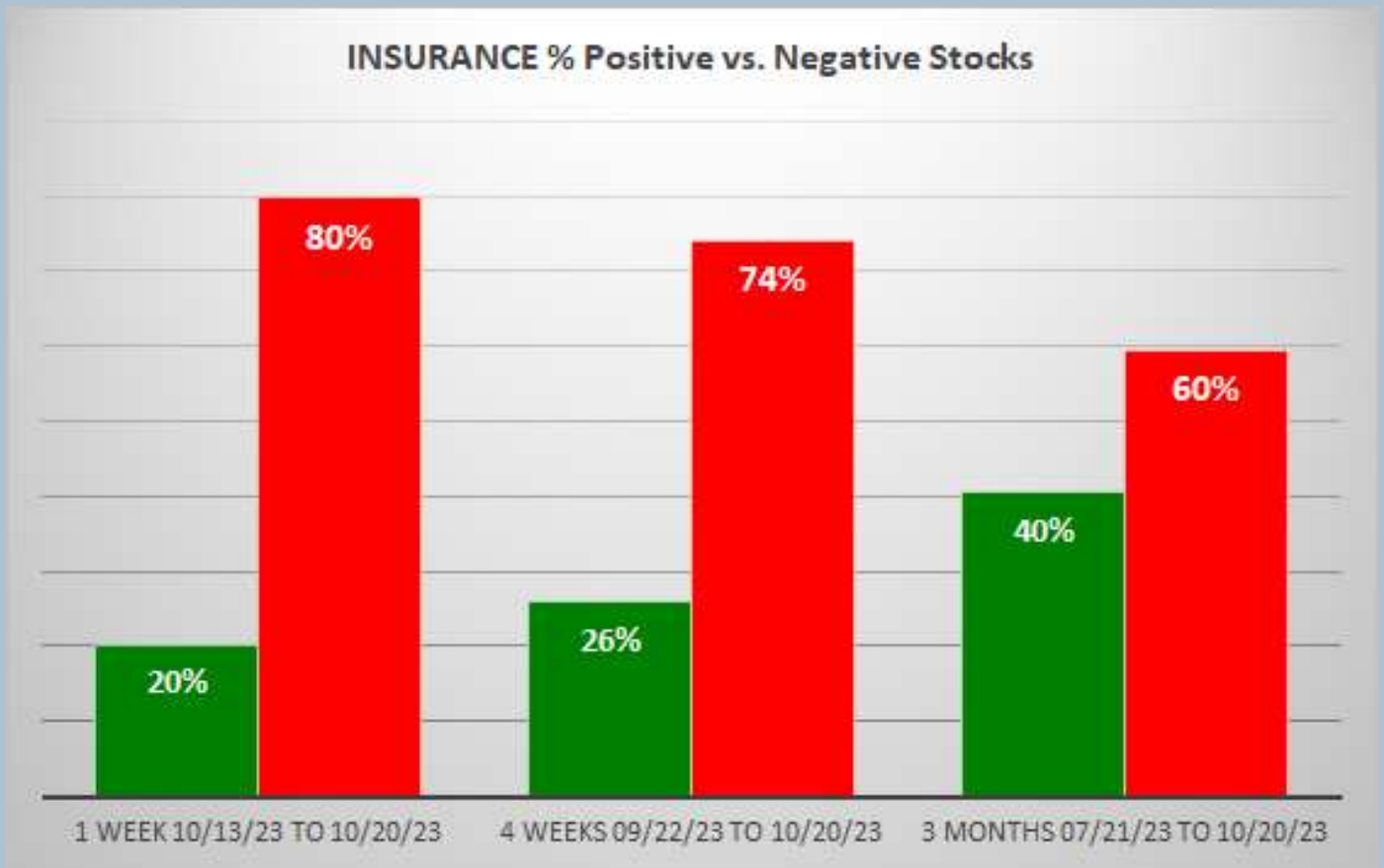
1. INDUSTRY OVERVIEW

1A. Performance

Past 10 Weeks Strengthening/Weakening week-by-week, per the following chart:

9Weakest	8VWeak	7Weaker	6Weak	5Avg	4Strong	3Stronger	2VStrong	1Strongest	Period
.	.	.	<-INSURANCE 89	<-INSURANCE 89	7 Days - 10/13/23 to 10/20/23
.	.	.	.	89 INSURANCE	7 Days - 10/06/23 to 10/13/23
.	.	.	.	89 INSURANCE	7 Days - 09/29/23 to 10/06/23
.	.	.	.	<-INSURANCE 89	<-INSURANCE 89	.	.	.	7 Days - 09/22/23 to 09/29/23
.	89 INSURANCE	.	.	.	7 Days - 09/15/23 to 09/22/23
.	89 INSURANCE	.	.	.	7 Days - 09/08/23 to 09/15/23
.	89 INSURANCE	.	.	.	7 Days - 09/01/23 to 09/08/23
.	.	.	.	89 INSURANCE->	89 INSURANCE->	.	.	.	7 Days - 08/25/23 to 09/01/23
.	.	.	.	89 INSURANCE	7 Days - 08/18/23 to 08/25/23
.	.	.	.	<-INSURANCE 89	<-INSURANCE 89	.	.	.	7 Days - 08/11/23 to 08/18/23

WEAKENING 1 Week vs. Mid- and Longer-Term // 1 week positive/negative stocks ratio is LOWER than both 4 weeks and 3 Months, per the following chart:



1B. Background

Largest of 5 sub-industries (89 stocks, average 18):

- * Property & Casualty Insurance (53 stocks)
- * Life Insurance (14 stocks)
- * Insurance Brokers (13 stocks)

Top 10 by Market Capitalization:

BRKA/Berkshire Hathaway Cl A, MMC/Marsh & McLennan Cos Inc, CB/Chubb Corp, PGR/Progressive Corp, AON/Aon PLC, AJG/Arthur J Gallagher & Co, MET/Metlife Inc, AFL/Aflac Inc, AIG/American International Group, TRV/The Travelers Companies Inc

2. SUB-INDUSTRIES AND STOCKS DETAIL

2A. Sub-Industries Overview

Strengthened: 0/5 sub-industries

Weakened: 4/5 sub-industries

STRONGEST at Strong rating/4th strongest of 9 levels:

- * Accident & Health Insurance (4 stocks)

WEAKEST at Weaker rating/7th strongest of 9 levels:

- * Surety & Title Insurance (5 stocks)

2B. Sub-Industries 10-Week Strengthening Analysis

What: recent week-by-week strength changes for the industry and each underlying sub-industry

Why: objective measurement of strengthening and weakening enabling comparison within and across industries and sub-industries

INDUSTRY CURRENT PERIOD SUMMARY											1 week 10/13/23 to 10/20/23					
Length - Begin/End	Industry/Sub-Industry	Period	#	Min	Avg	Max	Status	2Weakest	3VWeak	2Weaker	6Weak	5Avg	4Strong	3Stronger	2VStrong	1Strongest
7 Days - 10/13/23 to 10/20/23	INSURANCE	Period 1 of 10 (Current)	89	-11%	-2%	4%	Weakened				<-INSURANCE 89	<-INSURANCE 89	<-Accid/Health 4	<-Accid/Health 4		
7 Days - 10/13/23 to 10/20/23	INSURANCE - Accident & Health Insurance	Period 1 of 10 (Current)	4	-13%	-2%	-1%	Weakened									
7 Days - 10/13/23 to 10/20/23	INSURANCE - Insurance Brokers	Period 1 of 10 (Current)	13	-8%	-3%	0%	Weakened					13 Ins Brokers				
7 Days - 10/13/23 to 10/20/23	INSURANCE - Life Insurance	Period 1 of 10 (Current)	14	-6%	-3%	1%	Weakened				<-Life Ins 14	<-Life Ins 14				
7 Days - 10/13/23 to 10/20/23	INSURANCE - Property & Casualty Insurance	Period 1 of 10 (Current)	53	-11%	-1%	4%	Weakened				<-Prop/Cas 53	<-Prop/Cas 53				
7 Days - 10/13/23 to 10/20/23	INSURANCE - Surety & Title Insurance	Period 1 of 10 (Current)	5	-4%	-2%	1%	Weakened				<-Surety/Title 5	<-Surety/Title 5				
7 Days - 10/13/23 to 10/20/23		Period 1 of 10 (Current)														
7 Days - 10/13/23 to 10/20/23		Period 1 of 10 (Current)														
7 Days - 10/13/23 to 10/20/23		Period 1 of 10 (Current)														
7 Days - 10/13/23 to 10/20/23		Period 1 of 10 (Current)														
PREVIOUS WEEKS (EDUCATIONAL PURPOSES ONLY/NOT A STOCK OR INVESTMENT RECOMMENDATION)																
Length - Begin/End	Industry/Sub-Industry	Period	#	Min	Avg	Max	Status	2Weakest	3VWeak	2Weaker	6Weak	5Avg	4Strong	3Stronger	2VStrong	1Strongest
7 Days - 10/13/23 to 10/20/23	INSURANCE	Period 1 of 10 (Current)	89	-11%	-2%	4%	Weakened				<-INSURANCE 89	<-INSURANCE 89				
7 Days - 10/06/23 to 10/13/23	INSURANCE	Period 2 of 10	89	-10%	0%	15%	Weakened					89 INSURANCE				
7 Days - 09/29/23 to 10/06/23	INSURANCE	Period 3 of 10	89	-9%	0%	5%	Unchanged					89 INSURANCE				
7 Days - 09/22/23 to 09/29/23	INSURANCE	Period 4 of 10	89	-8%	0%	7%	Weakened					<-INSURANCE 89	<-INSURANCE 89			
7 Days - 09/15/23 to 09/22/23	INSURANCE	Period 5 of 10	89	-8%	-1%	6%	Weakened					89 INSURANCE				
7 Days - 09/08/23 to 09/15/23	INSURANCE	Period 6 of 10	89	-7%	2%	7%	Strengthened					89 INSURANCE				
7 Days - 09/01/23 to 09/08/23	INSURANCE	Period 7 of 10	89	-7%	-2%	4%	Weakened					89 INSURANCE				
7 Days - 08/25/23 to 09/01/23	INSURANCE	Period 8 of 10	89	-11%	2%	17%	Strengthened					89 INSURANCE>	89 INSURANCE<			
7 Days - 08/18/23 to 08/25/23	INSURANCE	Period 9 of 10	89	-10%	0%	5%	Unchanged					89 INSURANCE				
7 Days - 08/11/23 to 08/18/23	INSURANCE	Period 10 of 10	89	-13%	-2%	11%	Weakened					<-INSURANCE 89	<-INSURANCE 89			
7 Days - 10/13/23 to 10/20/23	INSURANCE - Accident & Health Insurance	Period 1 of 10 (Current)	4	-3%	-2%	-1%	Weakened					<-Accid/Health 4	<-Accid/Health 4			
7 Days - 10/06/23 to 10/13/23	INSURANCE - Accident & Health Insurance	Period 2 of 10	4	0%	2%	3%	Weakened						4 Accid/Health			
7 Days - 09/29/23 to 10/06/23	INSURANCE - Accident & Health Insurance	Period 3 of 10	4	-1%	1%	1%	Unchanged						4 Accid/Health			
7 Days - 09/22/23 to 09/29/23	INSURANCE - Accident & Health Insurance	Period 4 of 10	4	-2%	-1%	1%	Unchanged						4 Accid/Health			
7 Days - 09/15/23 to 09/22/23	INSURANCE - Accident & Health Insurance	Period 5 of 10	4	0%	2%	5%	Unchanged						<-Accid/Health 4	<-Accid/Health 4		
7 Days - 09/08/23 to 09/15/23	INSURANCE - Accident & Health Insurance	Period 6 of 10	4	0%	2%	3%	Strengthened						4 Accid/Health>	4 Accid/Health<		
7 Days - 09/01/23 to 09/08/23	INSURANCE - Accident & Health Insurance	Period 7 of 10	4	-3%	-2%	0%	Weakened						<-Accid/Health 4	<-Accid/Health 4		
7 Days - 08/25/23 to 09/01/23	INSURANCE - Accident & Health Insurance	Period 8 of 10	4	1%	1%	3%	Strengthened						4 Accid/Health>	4 Accid/Health<		
7 Days - 08/18/23 to 08/25/23	INSURANCE - Accident & Health Insurance	Period 9 of 10	4	-1%	-1%	0%	Weakened						4 Accid/Health			
7 Days - 08/11/23 to 08/18/23	INSURANCE - Accident & Health Insurance	Period 10 of 10	4	-6%	-3%	-1%	Weakened						<-Accid/Health 4	<-Accid/Health 4		
7 Days - 10/13/23 to 10/20/23	INSURANCE - Insurance Brokers	Period 1 of 10 (Current)	13	-8%	-3%	0%	Weakened					13 Ins Brokers				
7 Days - 10/06/23 to 10/13/23	INSURANCE - Insurance Brokers	Period 2 of 10	13	-7%	6%	6%	Weakened					<-Ins Brokers 13	<-Ins Brokers 13			
7 Days - 09/29/23 to 10/06/23	INSURANCE - Insurance Brokers	Period 3 of 10	13	-8%	1%	4%	Strengthened					13 Ins Brokers>	13 Ins Brokers<			
7 Days - 09/22/23 to 09/29/23	INSURANCE - Insurance Brokers	Period 4 of 10	13	-6%	-2%	3%	Weakened					<-Ins Brokers 13	<-Ins Brokers 13			
7 Days - 09/15/23 to 09/22/23	INSURANCE - Insurance Brokers	Period 5 of 10	13	-6%	-1%	6%	Weakened					13 Ins Brokers				
7 Days - 09/08/23 to 09/15/23	INSURANCE - Insurance Brokers	Period 6 of 10	13	-7%	-1%	3%	Weakened					<-Ins Brokers 13	<-Ins Brokers 13			
7 Days - 09/01/23 to 09/08/23	INSURANCE - Insurance Brokers	Period 7 of 10	13	-8%	-2%	0%	Weakened						13 Ins Brokers			
7 Days - 08/25/23 to 09/01/23	INSURANCE - Insurance Brokers	Period 8 of 10	13	-11%	1%	7%	Strengthened						13 Ins Brokers			
7 Days - 08/18/23 to 08/25/23	INSURANCE - Insurance Brokers	Period 9 of 10	13	-11%	-2%	5%	Strengthened						13 Ins Brokers>	13 Ins Brokers<		
7 Days - 08/11/23 to 08/18/23	INSURANCE - Insurance Brokers	Period 10 of 10	13	-13%	-2%	4%	Weakened						<-Ins Brokers 13	<-Ins Brokers 13		
7 Days - 10/13/23 to 10/20/23	INSURANCE - Life Insurance	Period 1 of 10 (Current)	14	-6%	-3%	1%	Weakened					<-Life Ins 14	<-Life Ins 14			
7 Days - 10/06/23 to 10/13/23	INSURANCE - Life Insurance	Period 2 of 10	14	-1%	2%	15%	Strengthened					14 Life Ins>	14 Life Ins<			
7 Days - 09/29/23 to 10/06/23	INSURANCE - Life Insurance	Period 3 of 10	14	-6%	-2%	4%	Weakened					<-Life Ins 14	<-Life Ins 14			
7 Days - 09/22/23 to 09/29/23	INSURANCE - Life Insurance	Period 4 of 10	14	-3%	1%	3%	Weakened					<-Life Ins 14	<-Life Ins 14			
7 Days - 09/15/23 to 09/22/23	INSURANCE - Life Insurance	Period 5 of 10	14	-6%	-2%	3%	Weakened					<-Life Ins 14	<-Life Ins 14			
7 Days - 09/08/23 to 09/15/23	INSURANCE - Life Insurance	Period 6 of 10	14	0%	2%	5%	Strengthened						14 Life Ins			
7 Days - 09/01/23 to 09/08/23	INSURANCE - Life Insurance	Period 7 of 10	14	-6%	-2%	3%	Weakened						14 Life Ins			
7 Days - 08/25/23 to 09/01/23	INSURANCE - Life Insurance	Period 8 of 10	14	-1%	3%	9%	Strengthened						14 Life Ins>	14 Life Ins<		
7 Days - 08/18/23 to 08/25/23	INSURANCE - Life Insurance	Period 9 of 10	14	-1%	0%	2%	Unchanged						14 Life Ins			
7 Days - 08/11/23 to 08/18/23	INSURANCE - Life Insurance	Period 10 of 10	14	-7%	-3%	2%	Weakened						<-Life Ins 14	<-Life Ins 14		
7 Days - 10/13/23 to 10/20/23	INSURANCE - Property & Casualty Insurance	Period 1 of 10 (Current)	53	-11%	-1%	4%	Weakened					<-Prop/Cas 53	<-Prop/Cas 53			
7 Days - 10/06/23 to 10/13/23	INSURANCE - Property & Casualty Insurance	Period 2 of 10	53	-10%	0%	8%	Unchanged					53 Prop/Cas				
7 Days - 09/29/23 to 10/06/23	INSURANCE - Property & Casualty Insurance	Period 3 of 10	53	-9%	0%	5%	Unchanged					53 Prop/Cas				
7 Days - 09/22/23 to 09/29/23	INSURANCE - Property & Casualty Insurance	Period 4 of 10	53	-9%	-2%	7%	Weakened					53 Prop/Cas				
7 Days - 09/15/23 to 09/22/23	INSURANCE - Property & Casualty Insurance	Period 5 of 10	53	-9%	0%	6%	Weakened					<-Prop/Cas 53	<-Prop/Cas 53			
7 Days - 09/08/23 to 09/15/23	INSURANCE - Property & Casualty Insurance	Period 6 of 10	53	-13%	2%	7%	Strengthened					53 Prop/Cas>	53 Prop/Cas<			
7 Days - 09/01/23 to 09/08/23	INSURANCE - Property & Casualty Insurance	Period 7 of 10	53	-7%	-2%	4%	Weakened					53 Prop/Cas				
7 Days - 08/25/23 to 09/01/23	INSURANCE - Property & Casualty Insurance	Period 8 of 10	53	-5%	-2%	17%	Strengthened						53 Prop/Cas			
7 Days - 08/18/23 to 08/25/23	INSURANCE - Property & Casualty Insurance	Period 9 of 10	53	-10%	-1%	4%	Unchanged						53 Prop/Cas			
7 Days - 08/11/23 to 08/18/23	INSURANCE - Property & Casualty Insurance	Period 10 of 10	53	-8%	-2%	11%	Weakened						<-Prop/Cas 53	<-Prop/Cas 53		
7 Days - 10/13/23 to 10/20/23	INSURANCE - Surety & Title Insurance	Period 1 of 10 (Current)	5	-4%	-2%	1%	Weakened					<-Surety/Title 5	<-Surety/Title 5			
7 Days - 10/06/23 to 10/13/23	INSURANCE - Surety & Title Insurance	Period 2 of 10	5	-7%	-1%	1%	Weakened					<-Surety/Title 5	<-Surety/Title 5			
7 Days - 09/29/23 to 10/06/23	INSURANCE - Surety & Title Insurance	Period 3 of 10	5	-5%	-1%	2%	Weakened					5 Surety/Title				
7 Days - 09/22/23 to 09/29/23	INSURANCE - Surety & Title Insurance	Period 4 of 10	5	-4%	-1%	1%	Weakened					<-Surety/Title 5	<-Surety/Title 5			
7 Days - 09/15/23 to 09/22/23	INSURANCE - Surety & Title Insurance	Period 5 of 10	5	-4%	-2%	0%	Weakened					<-Surety/Title 5	<-Surety/Title 5			
7 Days - 09/08/23 to 09/15/23	INSURANCE - Surety & Title Insurance	Period 6 of 10	5	0%	1%	3%	Strengthened					5 Surety/Title>	5 Surety/Title<			
7 Days - 09/01/23 to 09/08/23	INSURANCE - Surety & Title Insurance	Period 7 of 10	5	-3%	-1%	2%	Strengthened					5 Surety/Title				
7 Days - 08/25/23 to 09/01/23	INSURANCE - Surety & Title Insurance	Period 8 of 10	5	-2%	2%	5%	Unchanged					5 Surety/Title				
7 Days - 08/18/23 to 08/25/23	INSURANCE - Surety & Title Insurance	Period 9 of 10	5	-3%	-2%	0%	Weakened					5 Surety/Title				
7 Days - 08/11/23 to 08/18/23	INSURANCE - Surety & Title Insurance	Period 10 of 10	5	-4%	-2%	0%	Weakened					<-Surety/Title 5	<-Surety/Title 5			

Green Highlight: Strengthened

Red Highlight: Weakened

No Highlight: Unchanged

2C. Stocks 1 Week Strongest and Weakest

What: stocks currently rated Strongest/Weakest (highest/lowest of 9 strength ratings)

Why: most interesting stocks for available capital because

- the Strongest have the least amount of overhead supply to dampen breakouts while
- the Weakest may be prone to volatility, subject to big pops from bottom-fishing and short-covering BUT ALSO to bigger and faster falls.

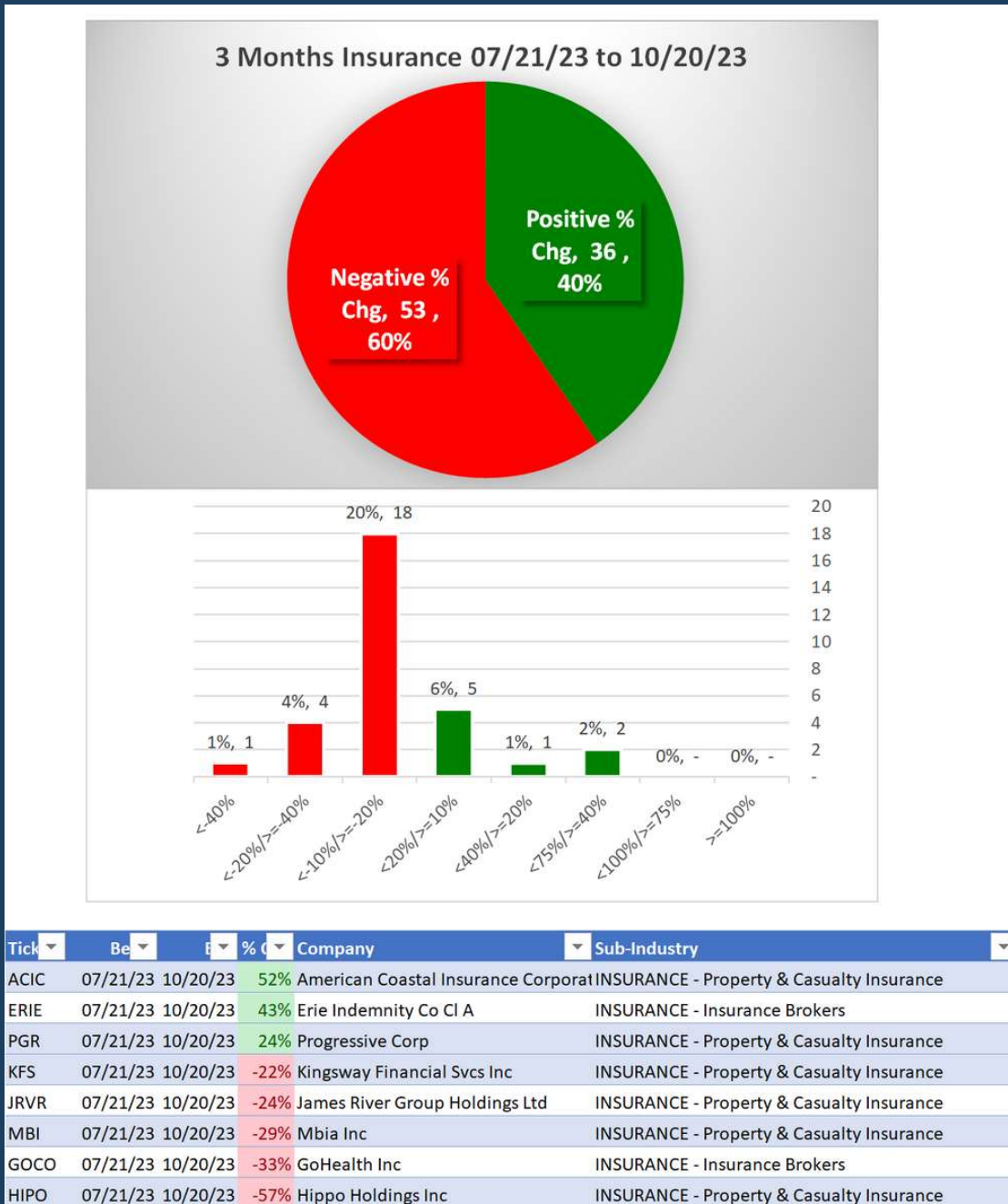
(Not guaranteed and not a recommendation - weak stocks in weakening sub-industries may be better shorts than high-flyers.)

STOCK DETAIL (EDUCATIONAL PURPOSES ONLY/NOT FINANCIAL ADVICE)										1 week 10/13/23 to 10/20/23								
Sub-Industry	Ticker	Company	ID1	ID2	% Chg	ID3	Status	9Weakest	8VWeak	7Weaker	6Weak	5Avg	4Strong	3Stronger	2VStrong	1Strongest		
INSURANCE - Accident & Health Insurance	AIZ	Assurant Inc	15-49-69	58%	11%	12%	1Strongest											
INSURANCE - Accident & Health Insurance	AFL	Aflac Inc	15-49-69	93%	13%	10%	1Strongest											
INSURANCE - Insurance Brokers	ERIE	Erie Indemnity Co Cl A	15-59-69	93%	12%	22%	1Strongest											
INSURANCE - Insurance Brokers	BRP	BRP Group Inc	95-59-69	36%	7%	18%	9Weakest	BRP										
INSURANCE - Life Insurance	RGA	Reinsurance Group Of Am	15-69-69	82%	1%	4%	1Strongest											
INSURANCE - Life Insurance	NWLI	National Western Life Insurance Co	15-69-69	98%	0%	37%	1Strongest											
INSURANCE - Life Insurance	PFG	Principal Financial Group Inc	95-69-69	62%	12%	12%	9Weakest											
INSURANCE - Life Insurance	GL	Globe Life Inc	99-69-69	80%	1%	2%	9Weakest	<--GL	<--GL	<--GL	<--GL							
INSURANCE - Life Insurance	LNC	Lincolln National Corp	95-69-69	8%	5%	14%	9Weakest	LNC										
INSURANCE - Life Insurance	MFC	Mansfield Financial Corp	99-69-69	64%	5%	8%	9Weakest	<--MFC	<--MFC	<--MFC								
INSURANCE - Life Insurance	SLF	Sun Life Fnd Svcs Co	99-69-69	64%	6%	6%	9Weakest	<--SLF	<--SLF	<--SLF								
INSURANCE - Property & Casualty Insurance	GSHD	Goosehead Insurance Inc	15-69-69	30%	3%	24%	1Strongest											
INSURANCE - Property & Casualty Insurance	SIGI	Selective Insurance Group Inc	15-69-69	95%	1%	5%	1Strongest											
INSURANCE - Property & Casualty Insurance	PGR	Progressive Corp	15-69-69	96%	0%	14%	1Strongest											
INSURANCE - Property & Casualty Insurance	EG	Everest Group LTD.	15-69-69	95%	1%	9%	1Strongest											
INSURANCE - Property & Casualty Insurance	ACGL	Arch Capital Group Ltd	15-69-69	94%	2%	14%	1Strongest											
INSURANCE - Property & Casualty Insurance	AXS	Axis Capital Holdings	11-69-69	67%	3%	0%	1Strongest											
INSURANCE - Property & Casualty Insurance	KNSL	Kinsale Capital Group Inc	15-69-69	93%	3%	23%	1Strongest											
INSURANCE - Property & Casualty Insurance	DGICA	Donegal Group Inc Class A	95-69-69	46%	0%	4%	9Weakest	DGICA										
INSURANCE - Property & Casualty Insurance	NODK	Ni Holdings Inc	95-69-69	19%	0%	8%	9Weakest	NODK										
INSURANCE - Property & Casualty Insurance	JRVR	James River Group Holdings Ltd	95-69-69	1%	0%	25%	9Weakest	JRVR										
INSURANCE - Property & Casualty Insurance	HIG	The Hartford Financial Services Group	95-69-69	84%	1%	3%	9Weakest	HIG										
INSURANCE - Property & Casualty Insurance	MBI	Mbia Inc	95-69-69	4%	1%	35%	9Weakest	MBI										
INSURANCE - Property & Casualty Insurance	TRV	The Travelers Companies Inc	99-69-69	71%	1%	7%	9Weakest	<--TRV	<--TRV	<--TRV								
INSURANCE - Property & Casualty Insurance	CNA	CNA Financial Corporation	99-69-69	54%	2%	1%	9Weakest	<--CNA	<--CNA	<--CNA	<--CNA							
INSURANCE - Property & Casualty Insurance	AFG	American Fnd Grp Hld Co	95-69-69	58%	2%	11%	9Weakest	AFG										
INSURANCE - Property & Casualty Insurance	HTH	Hilltop Holdings Inc	95-69-69	56%	2%	11%	9Weakest	HTH										
INSURANCE - Property & Casualty Insurance	EIG	Employers Holdings Inc	99-69-69	63%	2%	3%	9Weakest	<--EIG	<--EIG	<--EIG	<--EIG							
INSURANCE - Property & Casualty Insurance	KMPR	Kemper Corporation	95-69-69	5%	2%	16%	9Weakest	KMPR										
INSURANCE - Property & Casualty Insurance	CINF	Cincinnati Financial Cp	95-69-69	54%	3%	8%	9Weakest	CINF										
INSURANCE - Property & Casualty Insurance	HIPO	Hippo Holdings Inc	95-69-69	0%	5%	49%	9Weakest	HIPO										
INSURANCE - Property & Casualty Insurance	KFS	Kingsway Financial Svcs Inc	95-69-69	57%	6%	24%	9Weakest	KFS										
INSURANCE - Property & Casualty Insurance	TRUP	Trupanion Inc	95-69-69	2%	1%	37%	9Weakest	TRUP										
INSURANCE - Surety & Title Insurance	AMBC	Ambac Financial Group Inc.	95-79-69	27%	1%	21%	9Weakest	AMBC										
INSURANCE - Surety & Title Insurance	ITIC	Investors Title Co	99-79-69	27%	3%	5%	9Weakest	<--ITIC	<--ITIC									

Strongest to Weakest stocks ratio is 12:23 (13% and 26% of total) 10/13/23 to 10/20/23.

3. STRENGTH BY LOOKBACK PERIOD (with Best/Worst stocks)

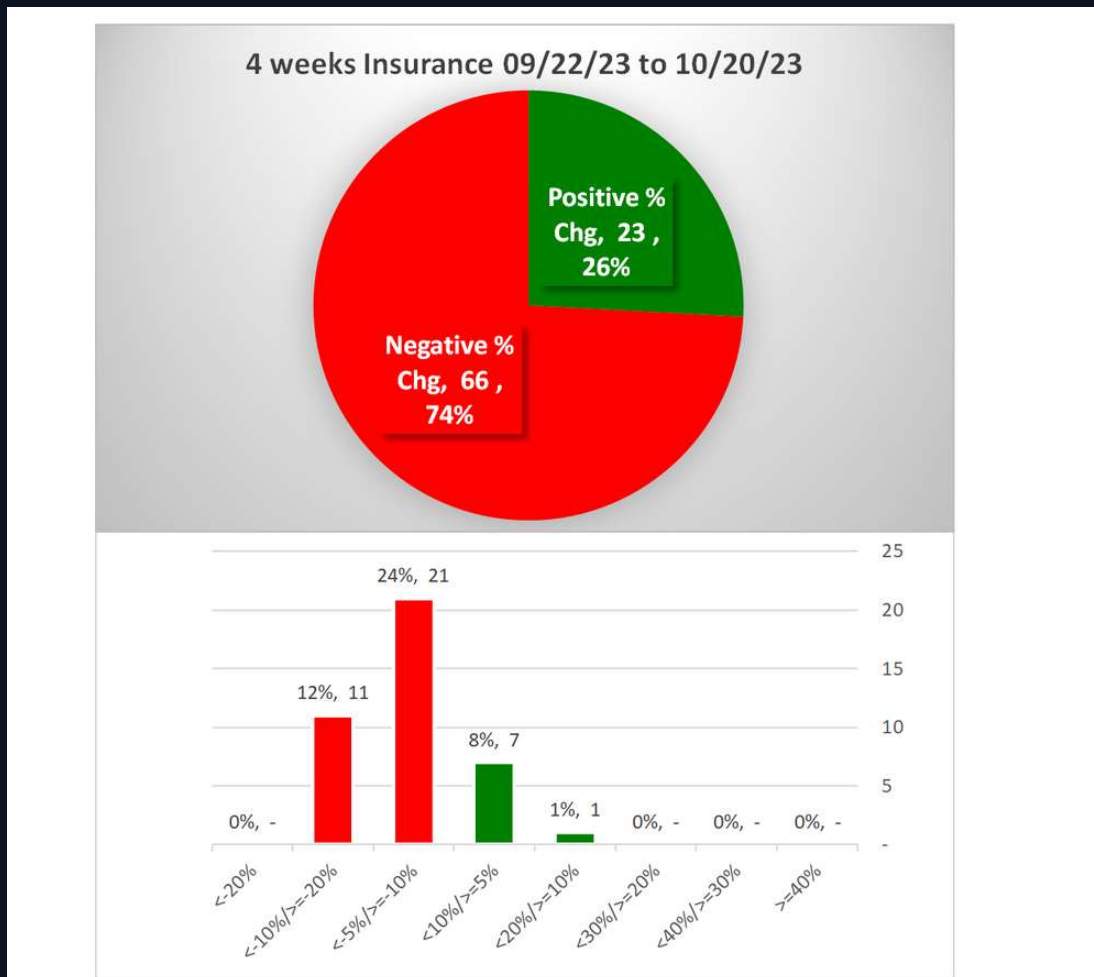
3A. Lookback 3 Months



3 stocks >+20% and 5 stocks <-20% (3% and 6% of total) 07/21/23 to 10/20/23.

3. STRENGTH BY LOOKBACK PERIOD (with Best/Worst stocks)

3B. Lookback 4 Weeks

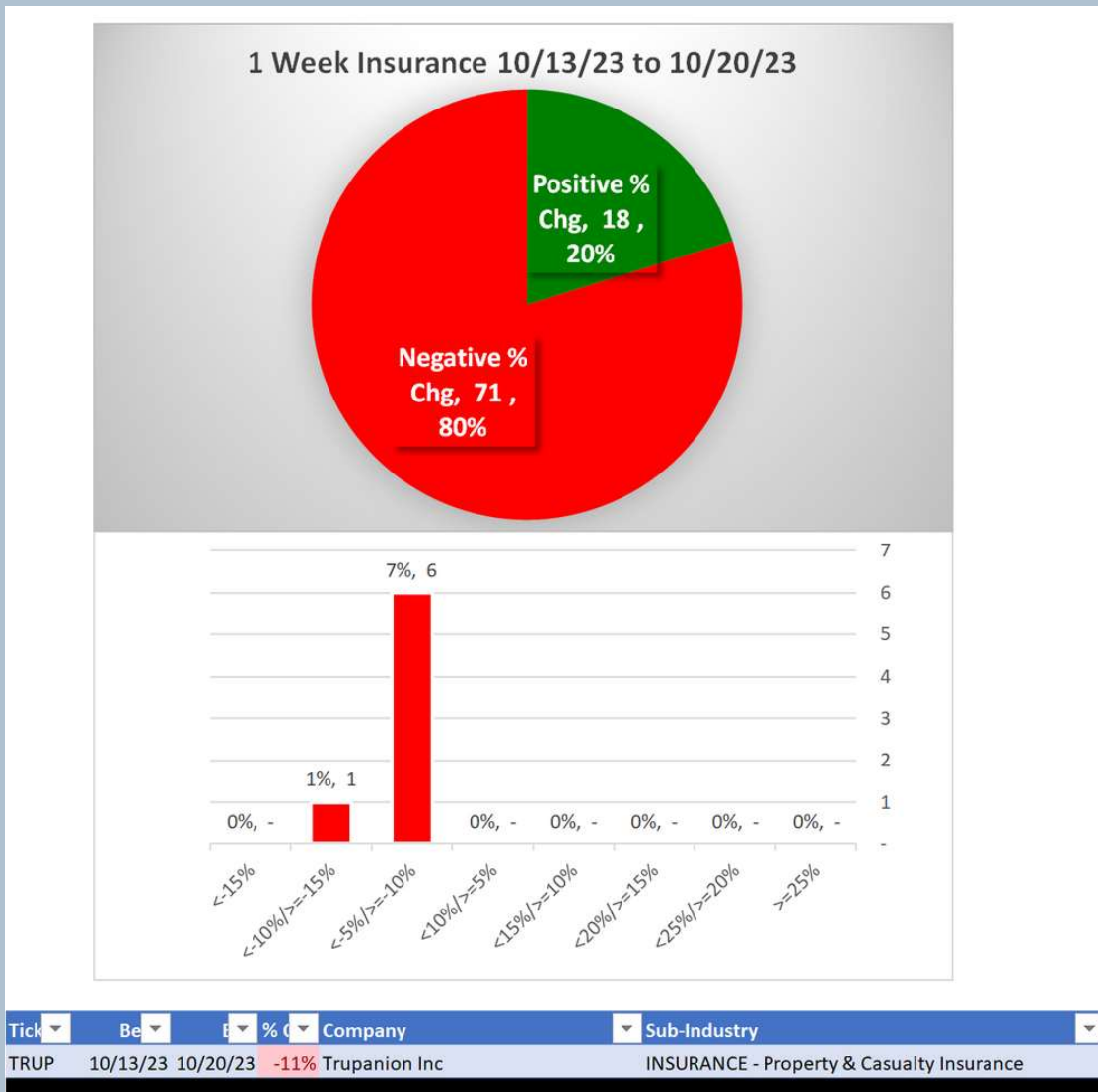


Tick	Be	E	% C	Company	Sub-Industry
HCI	09/22/23	10/20/23	14%	HCI Group Inc.	INSURANCE - Property & Casualty Insurance
STC	09/22/23	10/20/23	-10%	Stewart Info Services Cp	INSURANCE - Property & Casualty Insurance
CRD.B	09/22/23	10/20/23	-10%	Crawford & Co B	INSURANCE - Insurance Brokers
LNC	09/22/23	10/20/23	-11%	Lincoln National Corp	INSURANCE - Life Insurance
CRD.A	09/22/23	10/20/23	-11%	Crawford & Co A	INSURANCE - Insurance Brokers
FAF	09/22/23	10/20/23	-13%	First American Corp	INSURANCE - Property & Casualty Insurance
HIPO	09/22/23	10/20/23	-14%	Hippo Holdings Inc	INSURANCE - Property & Casualty Insurance
GOCO	09/22/23	10/20/23	-15%	GoHealth Inc	INSURANCE - Insurance Brokers
BRP	09/22/23	10/20/23	-16%	BRP Group Inc	INSURANCE - Insurance Brokers
TRUP	09/22/23	10/20/23	-16%	Trupanion Inc	INSURANCE - Property & Casualty Insurance
MBI	09/22/23	10/20/23	-19%	Mbia Inc	INSURANCE - Property & Casualty Insurance
KFS	09/22/23	10/20/23	-19%	Kingsway Financial Svcs Inc	INSURANCE - Property & Casualty Insurance

1 stock >+10% and 11 stocks <-10% (1% and 12% of total) 09/22/23 to 10/20/23.

3. STRENGTH BY LOOKBACK PERIOD (with Best/Worst stocks)

3C. Lookback 1 Week



0 stocks >+10% and 1 stock <-10% (0% and 1% of total) 10/13/23 to 10/20/23.