



Industry Status: Health Services

1 week 10/16/23 to 10/23/23

| 9Weakest | 8VWeak | 7Weaker | 6Weak | 5Avg | 4Strong | 3Stronger | 2VStrong | 1Strongest |
|----------|---------------|---------------------|---------------------|----------------|-------------------|-------------------|----------|------------|
| . | . | 135 HEALTH SVC | . | . | . | . | . | . |
| . | . | . | . | . | <-HCare Plans 6 | <-HCare Plans 6 | . | . |
| . | . | . | <-Home HCare 4 | <-Home HCare 4 | . | . | . | . |
| . | <-Hospitals 9 | <-Hospitals 9 | . | . | . | . | . | . |
| . | . | . | . | . | <-LT Care Facil 3 | <-LT Care Facil 3 | . | . |
| . | . | 46 Med Appl/Eqp | . | . | . | . | . | . |
| . | . | 38 Med Instrmts | . | . | . | . | . | . |
| . | . | 15 Med Lab/Rsrch | . | . | . | . | . | . |
| . | . | <-Spclz Hlth Svc 14 | <-Spclz Hlth Svc 14 | . | . | . | . | . |

October 23, 2023

UNCHANGED at **WEAKER** strength rating
(**7th** strongest of 9 levels)
previous move was **DOWN**
57% of stocks are rated Weakest

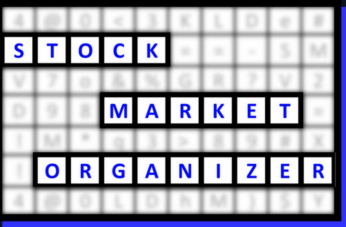


Table of Contents

| | | |
|---|--|---|
| 1 | 1. INDUSTRY OVERVIEW | |
| | | 1A. Performance |
| | | 1B. Background |
| 2 | 2. SUB-INDUSTRIES AND STOCK DETAIL | |
| | | 2A. Sub-Industries Overview |
| | | 2B. Sub-Industries 10-Week Strengthening Analysis |
| | | 2C. Stocks 1 Week Strongest and Weakest |
| 5 | 3. STRENGTH BY LOOKBACK PERIOD (with Best/Worst stocks) | |
| | | 3A. Lookback 3 Months |
| | | 3B. Lookback 4 weeks |
| | | 3C. Lookback 1 Week |

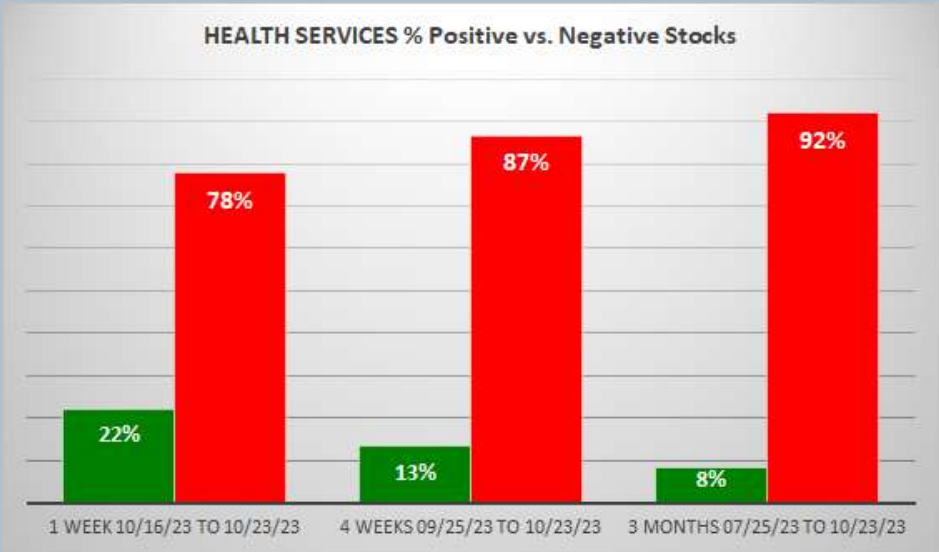
1. INDUSTRY OVERVIEW

1A. Performance

Past 10 Weeks Strengthening/Weakening week-by-week, per the following chart:

| 9Weakest | 8VWeak | 7Weaker | 6Weak | 5Avg | 4Strong | 3Stronger | 2VStrong | 1Strongest | Period |
|----------|--------|-----------------------------------|-----------------------------------|------|---------|-----------|----------|------------|-------------------------------|
| . | . | 135 HEALTH SVC | . | . | . | . | . | . | 7 Days - 10/16/23 to 10/23/23 |
| . | . | 135 HEALTH SVC | . | . | . | . | . | . | 7 Days - 10/09/23 to 10/16/23 |
| . | . | 135 HEALTH SVC | . | . | . | . | . | . | 7 Days - 10/02/23 to 10/09/23 |
| . | . | <-HEALTH SVC 135 <-HEALTH SVC 135 | . | . | . | . | . | . | 7 Days - 09/25/23 to 10/02/23 |
| . | . | . | 135 HEALTH SVC | . | . | . | . | . | 7 Days - 09/18/23 to 09/25/23 |
| . | . | . | 135 HEALTH SVC | . | . | . | . | . | 7 Days - 09/11/23 to 09/18/23 |
| . | . | . | 135 HEALTH SVC | . | . | . | . | . | 6 Days - 09/05/23 to 09/11/23 |
| . | . | . | 135 HEALTH SVC | . | . | . | . | . | 8 Days - 08/28/23 to 09/05/23 |
| . | . | . | 135 HEALTH SVC | . | . | . | . | . | 7 Days - 08/21/23 to 08/28/23 |
| . | . | . | <-HEALTH SVC 135 <-HEALTH SVC 135 | . | . | . | . | . | 7 Days - 08/14/23 to 08/21/23 |

STRENGTHENING 1 Week vs. Mid- and Longer-Term // 1 week positive/negative stocks ratio is HIGHER than both 4 weeks and 3 Months, per the following chart:



1B. Background

Largest of 8 sub-industries (135 stocks, average 17):

- * Medical Appliances & Equipment (46 stocks)
- * Medical Instruments & Supplies (38 stocks)
- * Medical Laboratories & Research (15 stocks)
- * Specialized Health Services (14 stocks)

Top 10 by Market Capitalization:

UNH/UnitedHealth Group Inc., TMO/Thermo Fisher Scientific Inc, ABT/Abbott Laboratories, SYK/Stryker Corp, MDT/Medtronic PLC, ELV/Elevance Health Inc., ISRG/Intuitive Surgical Inc, CI/Cigna Corp, BSX/Boston Scientific Corp, BDX/Becton Dickinson & Co

2. SUB-INDUSTRIES AND STOCKS DETAIL

2A. Sub-Industries Overview

Strengthened: 0/8 sub-industries

Weakened: 5/8 sub-industries

STRONGEST at Strong rating/4th strongest of 9 levels:

- * Health Care Plans (6 stocks)
- * Long-Term Care Facilities (3 stocks)

WEAKEST at Very Weak rating/8th strongest of 9 levels:

- * Hospitals (9 stocks)

Why: objective measurement of strengthening and weakening enabling comparison within and across industries and sub-industries

Green Highlight: Strengthened
Red Highlight: Weakened
No Highlight: Unchanged

2C. Stocks 1 Week Strongest and Weakest

What: stocks currently rated Strongest/Weakest (highest/lowest of 9 strength ratings)

Why: most interesting stocks for available capital because

- the Strongest have the least amount of overhead supply to dampen breakouts while
- the Weakest may be prone to volatility, subject to big pops from bottom-fishing and short-covering BUT ALSO to bigger and faster falls.

(Not guaranteed and not a recommendation - weak stocks in weakening sub-industries may be better shorts than high-flyers.)

| STOCK DETAIL (EDUCATIONAL PURPOSES ONLY/NOT FINANCIAL ADVICE) | | | | | | | | | | 1 week 10/16/23 to 10/23/23 | | | | | | | | | |
|---|--------|--|----------|-----|-------|-----|------------|----------|---------|-----------------------------|---------|------|---------|-----------|----------|------------|--|--|-----|
| Sub-Industry | Ticker | Company | ID1 | ID2 | % Chg | ID3 | Status | 9Weakest | 8Weak | 7Weaker | 6Weak | 5Avg | 4Strong | 3Stronger | 2VStrong | 1Strongest | | | |
| HEALTH SERVICES - Health Care Plans | UNH | UnitedHealth Group Inc. | 95-49-79 | 91% | -3% | 8% | 1Strongest | | | | | | | | | | | | UNH |
| HEALTH SERVICES - Health Care Plans | MOH | Molina Healthcare Inc. | 15-49-79 | 91% | -3% | 8% | 1Strongest | | | | | | | | | | | | MOH |
| HEALTH SERVICES - Health Care Plans | ELV | Elevance Health Inc. | 99-49-79 | 74% | -2% | 2% | 9Weakest | <--ELV | <--ELV | <--ELV | | | | | | | | | |
| HEALTH SERVICES - Home Health Care | AODS | Addus Homecare Corporation | 95-69-79 | 40% | -2% | 6% | 9Weakest | | | | | | | | | | | | |
| HEALTH SERVICES - Hospitals | HCA | HCA Holdings Inc. | 99-89-79 | 73% | 1% | 0% | 9Weakest | <--HCA | <--HCA | <--HCA | | | | | | | | | |
| HEALTH SERVICES - Hospitals | UHS | Universal Health Svcs B | 95-89-79 | 62% | -1% | 9% | 9Weakest | | | | | | | | | | | | |
| HEALTH SERVICES - Hospitals | SEM | Select Medical Holdings Corporation | 95-89-79 | 38% | -1% | 7% | 9Weakest | | | | | | | | | | | | |
| HEALTH SERVICES - Hospitals | CYH | Community Health Systems | 95-89-79 | 5% | -4% | 1% | 9Weakest | | | | | | | | | | | | |
| HEALTH SERVICES - Hospitals | VMD | Viemed Healthcare Inc | 95-89-79 | 39% | -4% | 9% | 9Weakest | | | | | | | | | | | | |
| HEALTH SERVICES - Hospitals | PAHC | Phibro Animal Health Corporation | 95-89-79 | 0% | -6% | 2% | 9Weakest | | | | | | | | | | | | |
| HEALTH SERVICES - Medical Appliances & Equipment | TNDM | Tandem Diabetes Care Inc | 95-79-79 | 2% | | 9% | 9Weakest | | | | | | | | | | | | |
| HEALTH SERVICES - Medical Appliances & Equipment | ABT | Abbott Laboratories | 95-79-79 | 42% | 4% | 9% | 9Weakest | | | | | | | | | | | | |
| HEALTH SERVICES - Medical Appliances & Equipment | RMD | Resmed Inc | 95-79-79 | 27% | 4% | 7% | 9Weakest | | | | | | | | | | | | |
| HEALTH SERVICES - Medical Appliances & Equipment | MASI | Maximo Corp | 95-79-79 | 1% | 3% | 6% | 9Weakest | | | | | | | | | | | | |
| HEALTH SERVICES - Medical Appliances & Equipment | XAIR | Beyond Air Inc | 95-79-79 | 1% | 2% | 3% | 9Weakest | | | | | | | | | | | | |
| HEALTH SERVICES - Medical Appliances & Equipment | MDT | Medtronic PLC | 95-79-79 | 2% | 1% | 3% | 9Weakest | | | | | | | | | | | | |
| HEALTH SERVICES - Medical Appliances & Equipment | TCMD | Tactile Systems Technology Inc | 95-79-79 | 7% | 0% | 7% | 9Weakest | | | | | | | | | | | | |
| HEALTH SERVICES - Medical Appliances & Equipment | ZBH | Zimmer Biomet Holdings Inc | 95-79-79 | 25% | 0% | 8% | 9Weakest | | | | | | | | | | | | |
| HEALTH SERVICES - Medical Appliances & Equipment | SWAV | ShockWave Medical Inc | 95-79-79 | 62% | -1% | 4% | 9Weakest | | | | | | | | | | | | |
| HEALTH SERVICES - Medical Appliances & Equipment | INSP | Inspire Medical Systems Inc | 95-79-79 | 38% | -1% | 2% | 9Weakest | | | | | | | | | | | | |
| HEALTH SERVICES - Medical Appliances & Equipment | CUTR | Cutera Inc | 95-79-79 | 0% | -1% | 1% | 9Weakest | | | | | | | | | | | | |
| HEALTH SERVICES - Medical Appliances & Equipment | TMCI | Treace Medical Concepts Inc | 95-79-79 | 1% | -1% | 3% | 9Weakest | | | | | | | | | | | | |
| HEALTH SERVICES - Medical Appliances & Equipment | HOLX | Hologic Inc | 95-79-79 | 66% | -2% | 4% | 9Weakest | | | | | | | | | | | | |
| HEALTH SERVICES - Medical Appliances & Equipment | EW | Edwards Life Sciences | 95-79-79 | 21% | -3% | 5% | 9Weakest | | | | | | | | | | | | |
| HEALTH SERVICES - Medical Appliances & Equipment | CLPT | ClearPoint Neuro Inc | 95-79-79 | 8% | -4% | 7% | 9Weakest | | | | | | | | | | | | |
| HEALTH SERVICES - Medical Appliances & Equipment | KIDS | Orthopediatrics Corp | 95-79-79 | 2% | 5% | 6% | 9Weakest | | | | | | | | | | | | |
| HEALTH SERVICES - Medical Appliances & Equipment | FOHR | Fonar Corp | 95-79-79 | 14% | -5% | 0% | 9Weakest | | | | | | | | | | | | |
| HEALTH SERVICES - Medical Appliances & Equipment | TMDX | TransMedics Group Inc | 95-79-79 | 36% | -6% | 2% | 9Weakest | | | | | | | | | | | | |
| HEALTH SERVICES - Medical Appliances & Equipment | PROF | Profound Medical Corp | 95-79-79 | 22% | -6% | 2% | 9Weakest | <--PROF | <--PROF | <--PROF | | | | | | | | | |
| HEALTH SERVICES - Medical Appliances & Equipment | INMD | INMODE LTD | 95-79-79 | 14% | -7% | 3% | 9Weakest | | | | | | | | | | | | |
| HEALTH SERVICES - Medical Appliances & Equipment | GMED | Globus Medical Inc. | 95-79-79 | 31% | -7% | 3% | 9Weakest | <--GMED | <--GMED | <--GMED | | | | | | | | | |
| HEALTH SERVICES - Medical Appliances & Equipment | AXGN | Axogen Inc | 95-79-79 | 0% | -7% | 2% | 9Weakest | | | | | | | | | | | | |
| HEALTH SERVICES - Medical Appliances & Equipment | TECH | Bio-Techne Corp | 95-79-79 | 25% | -8% | 9% | 9Weakest | | | | | | | | | | | | |
| HEALTH SERVICES - Medical Appliances & Equipment | TELA | TELA Bio Inc | 95-79-79 | 2% | -8% | 3% | 9Weakest | | | | | | | | | | | | |
| HEALTH SERVICES - Medical Appliances & Equipment | ZYXI | Zynex Inc | 95-79-79 | 16% | 10% | 9% | 9Weakest | <--ZYXI | <--ZYXI | <--ZYXI | | | | | | | | | |
| HEALTH SERVICES - Medical Appliances & Equipment | OFIX | Orthofix Medical Inc | 95-79-79 | 1% | 13% | 8% | 9Weakest | | | | | | | | | | | | |
| HEALTH SERVICES - Medical Appliances & Equipment | SILK | Silk Road Medical Inc | 95-79-79 | 0% | 14% | 1% | 9Weakest | | | | | | | | | | | | |
| HEALTH SERVICES - Medical Appliances & Equipment | ESTA | Establishment Labs Holdings Inc | 95-79-79 | 32% | 14% | 7% | 9Weakest | | | | | | | | | | | | |
| HEALTH SERVICES - Medical Instruments & Supplies | DKCM | DexCom Inc | 95-79-79 | 43% | 9% | 4% | 9Weakest | | | | | | | | | | | | |
| HEALTH SERVICES - Medical Instruments & Supplies | PODD | Insulet Corporation | 95-79-79 | 28% | 8% | 4% | 9Weakest | | | | | | | | | | | | |
| HEALTH SERVICES - Medical Instruments & Supplies | PEN | Penumbra Inc | 95-79-79 | 40% | 3% | 5% | 9Weakest | | | | | | | | | | | | |
| HEALTH SERVICES - Medical Instruments & Supplies | XRAY | Dentsply Sirona Inc | 95-79-79 | 13% | 3% | 4% | 9Weakest | <--XRAY | <--XRAY | <--XRAY | | | | | | | | | |
| HEALTH SERVICES - Medical Instruments & Supplies | BAX | Baxter International Inc | 95-79-79 | 2% | 3% | 2% | 9Weakest | | | | | | | | | | | | |
| HEALTH SERVICES - Medical Instruments & Supplies | ANGO | Angiodynamics | 95-79-79 | 1% | 0% | 3% | 9Weakest | | | | | | | | | | | | |
| HEALTH SERVICES - Medical Instruments & Supplies | NVST | Envista Holdings Corp | 95-79-79 | 33% | 0% | 8% | 9Weakest | | | | | | | | | | | | |
| HEALTH SERVICES - Medical Instruments & Supplies | MLAB | Mesa Laboratories Inc | 95-79-79 | 1% | -1% | 4% | 9Weakest | | | | | | | | | | | | |
| HEALTH SERVICES - Medical Instruments & Supplies | TFX | Teleflex Inc | 95-79-79 | 1% | -2% | 4% | 9Weakest | | | | | | | | | | | | |
| HEALTH SERVICES - Medical Instruments & Supplies | MMSI | Merit Medical Systems Inc | 95-79-79 | 68% | -2% | 2% | 9Weakest | | | | | | | | | | | | |
| HEALTH SERVICES - Medical Instruments & Supplies | COO | Cooper Companies Inc | 95-79-79 | 37% | -3% | 0% | 9Weakest | <--COO | <--COO | <--COO | | | | | | | | | |
| HEALTH SERVICES - Medical Instruments & Supplies | STAA | Staar Surgical Co | 95-79-79 | 13% | -3% | 6% | 9Weakest | <--STAA | <--STAA | <--STAA | | | | | | | | | |
| HEALTH SERVICES - Medical Instruments & Supplies | IART | Integra Lifesciences Holdings Corp | 95-79-79 | 1% | -3% | 2% | 9Weakest | | | | | | | | | | | | |
| HEALTH SERVICES - Medical Instruments & Supplies | AVNS | Avanos Medical Inc | 95-79-79 | 0% | -4% | 9% | 9Weakest | | | | | | | | | | | | |
| HEALTH SERVICES - Medical Instruments & Supplies | ATRC | Atricle Inc | 95-79-79 | 18% | -4% | 1% | 9Weakest | | | | | | | | | | | | |
| HEALTH SERVICES - Medical Instruments & Supplies | UTMD | Utah Medical Products Inc | 95-79-79 | 7% | -5% | 3% | 9Weakest | | | | | | | | | | | | |
| HEALTH SERVICES - Medical Instruments & Supplies | ICUI | Icu Medical Inc | 95-79-79 | 0% | -5% | 5% | 9Weakest | | | | | | | | | | | | |
| HEALTH SERVICES - Medical Instruments & Supplies | IRTC | iRhythm Technologies Inc | 95-79-79 | 17% | -5% | 6% | 9Weakest | | | | | | | | | | | | |
| HEALTH SERVICES - Medical Instruments & Supplies | APYX | Apix Medical Corporation | 95-79-79 | 6% | -7% | 3% | 9Weakest | <--APYX | <--APYX | <--APYX | | | | | | | | | |
| HEALTH SERVICES - Medical Instruments & Supplies | NVRO | Neuro Corp | 95-79-79 | 0% | -8% | 3% | 9Weakest | | | | | | | | | | | | |
| HEALTH SERVICES - Medical Instruments & Supplies | NVCR | NovoCure Limited | 95-79-79 | 0% | -8% | 3% | 9Weakest | | | | | | | | | | | | |
| HEALTH SERVICES - Medical Instruments & Supplies | INGN | Inogen Inc | 95-79-79 | 0% | -9% | 3% | 9Weakest | | | | | | | | | | | | |
| HEALTH SERVICES - Medical Instruments & Supplies | NNOX | Nano-X Imaging Ltd | 95-79-79 | 0% | 11% | 7% | 9Weakest | | | | | | | | | | | | |
| HEALTH SERVICES - Medical Instruments & Supplies | KRMD | Repro-Med Systems Inc. | 95-79-79 | 9% | 11% | 1% | 9Weakest | <--KRMD | <--KRMD | <--KRMD | <--KRMD | | | | | | | | |
| HEALTH SERVICES - Medical Instruments & Supplies | ATRI | Atrion Corporation | 95-79-79 | 0% | 17% | 0% | 9Weakest | | | | | | | | | | | | |
| HEALTH SERVICES - Medical Instruments & Supplies | BIFS | Biolife Solutions Inc. | 95-79-79 | 3% | 21% | 9% | 9Weakest | | | | | | | | | | | | |
| HEALTH SERVICES - Medical Laboratories & Research | DGX | Quest Diagnostics Inc | 95-79-79 | 48% | -1% | 1% | 9Weakest | | | | | | | | | | | | |
| HEALTH SERVICES - Medical Laboratories & Research | LH | Laboratory Corporation of America Holdings | 95-79-79 | 45% | -2% | 1% | 9Weakest | | | | | | | | | | | | |
| HEALTH SERVICES - Medical Laboratories & Research | A | Agilent Technologies Inc | 95-79-79 | 40% | -2% | 5% | 9Weakest | | | | | | | | | | | | |
| HEALTH SERVICES - Medical Laboratories & Research | RVTY | Revvity, Inc. | 95-79-79 | 26% | -4% | 6% | 9Weakest | | | | | | | | | | | | |
| HEALTH SERVICES - Medical Laboratories & Research | MTD | Mettler Toledo Intl Inc | 95-79-79 | 38% | -5% | 5% | 9Weakest | | | | | | | | | | | | |
| HEALTH SERVICES - Medical Laboratories & Research | TMO | Thermo Fisher Scientific Inc | 95-79-79 | 52% | -5% | 5% | 9Weakest | | | | | | | | | | | | |
| HEALTH SERVICES - Medical Laboratories & Research | SEER | Seer Inc | 95-79-79 | 0% | -6% | 2% | 9Weakest | | | | | | | | | | | | |
| HEALTH SERVICES - Medical Laboratories & Research | VRDN | Viridian Therapeutics Inc | 95-79-79 | 12% | -6% | 5% | 9Weakest | | | | | | | | | | | | |
| HEALTH SERVICES - Medical Laboratories & Research | IRWD | Ironwood Pharmaceuticals Inc | 95-79-79 | 11% | -8% | 4% | 9Weakest | <--IRWD | <--IRWD | <--IRWD | | | | | | | | | |
| HEALTH SERVICES - Medical Laboratories & Research | CDNA | CareDx Inc | 95-79-79 | 0% | 10% | 7% | 9Weakest | | | | | | | | | | | | |
| HEALTH SERVICES - Specialized Health Services | SGRY | Surgery Partners Inc | 95-79-79 | 32% | 4% | 9% | 9Weakest | | | | | | | | | | | | |
| HEALTH SERVICES - Specialized Health Services | AGTI | AGI Therapeutics Inc | 95-79-79 | 1% | 1% | 2% | 9Weakest | | | | | | | | | | | | |
| HEALTH SERVICES - Specialized Health Services | PJNT | The Joint Corp | 95-79-79 | 0% | 0% | 9% | 9Weakest | | | | | | | | | | | | |
| HEALTH SERVICES - Specialized Health Services | MD | Mednax Incorporated | 95-79-79 | 16% | -1% | 2% | 9Weakest | | | | | | | | | | | | |
| HEALTH SERVICES - Specialized Health Services | PINC | Premier Inc | 95-79-79 | 0% | -3% | 0% | 9Weakest | | | | | | | | | | | | |



Strongest to Weakest stocks ratio is 2:77 (1% and 57% of total) 10/16/23 to 10/23/23.

Green Highlight: Strengthened

Red Highlight: Weakened

No Highlight: Unchanged

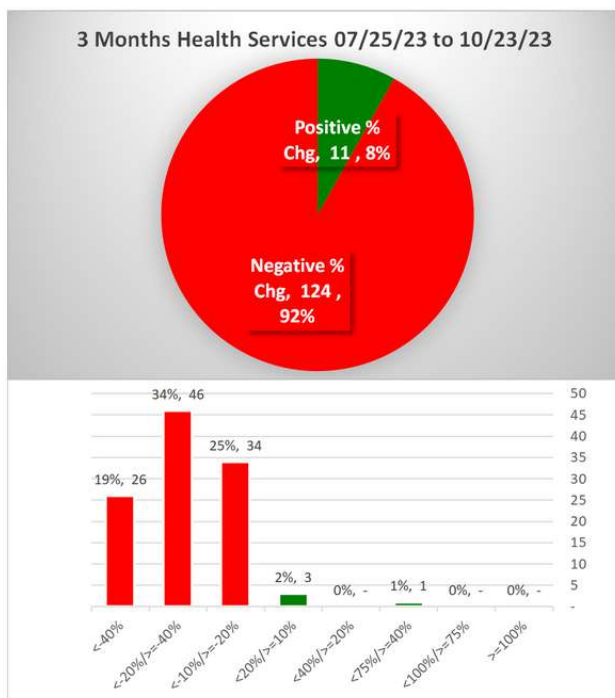
4

October 23, 2023

For educational purposes only. Not a stock or investment recommendation.

3. STRENGTH BY LOOKBACK PERIOD (with Best/Worst stocks)

3A. Lookback 3 Months

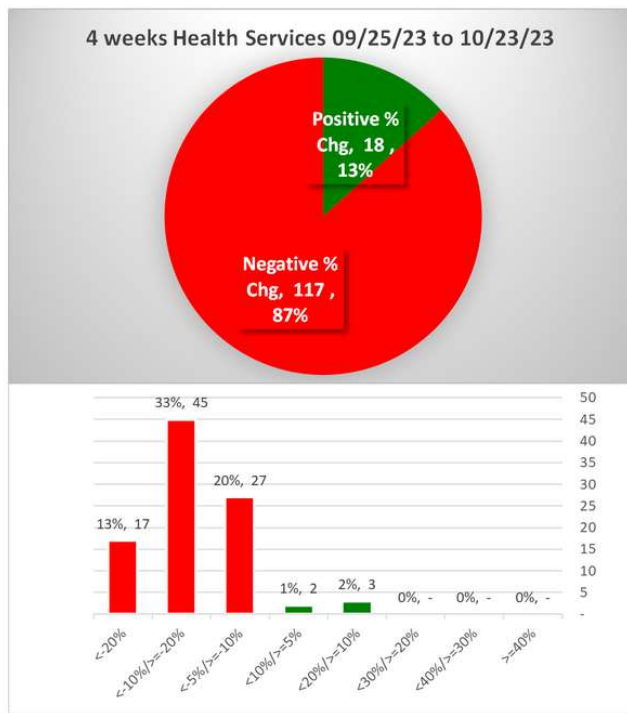


| Tick | Be | t | % | Company | Sub-Industry |
|------|----------|----------|------|-------------------------------------|---|
| NPCE | 07/25/23 | 10/23/23 | 63% | Neuropace Inc | HEALTH SERVICES - Medical Appliances & Equipment |
| XRAY | 07/25/23 | 10/23/23 | -20% | Dentsply Sirona Inc | HEALTH SERVICES - Medical Instruments & Supplies |
| PRG | 07/25/23 | 10/23/23 | -20% | PROG Holdings Inc | HEALTH SERVICES - Specialized Health Services |
| MMSI | 07/25/23 | 10/23/23 | -21% | Merit Medical Systems Inc | HEALTH SERVICES - Medical Instruments & Supplies |
| RVTY | 07/25/23 | 10/23/23 | -21% | Revvity, Inc. | HEALTH SERVICES - Medical Laboratories & Research |
| AORT | 07/25/23 | 10/23/23 | -21% | Artivion Inc | HEALTH SERVICES - Medical Appliances & Equipment |
| CNMD | 07/25/23 | 10/23/23 | -22% | Conmed Corp | HEALTH SERVICES - Medical Appliances & Equipment |
| MDXG | 07/25/23 | 10/23/23 | -22% | Mimedx Group Inc | HEALTH SERVICES - Medical Appliances & Equipment |
| FONR | 07/25/23 | 10/23/23 | -22% | Fonar Corp | HEALTH SERVICES - Medical Appliances & Equipment |
| PAHC | 07/25/23 | 10/23/23 | -23% | Phibro Animal Health Corporation | HEALTH SERVICES - Hospitals |
| ZYXI | 07/25/23 | 10/23/23 | -23% | Zynex Inc | HEALTH SERVICES - Medical Appliances & Equipment |
| IRTC | 07/25/23 | 10/23/23 | -23% | iRhythm Technologies Inc | HEALTH SERVICES - Medical Instruments & Supplies |
| MTD | 07/25/23 | 10/23/23 | -23% | Mettler Toledo Intl Inc | HEALTH SERVICES - Medical Laboratories & Research |
| MLAB | 07/25/23 | 10/23/23 | -23% | Mesa Laboratories Inc | HEALTH SERVICES - Medical Instruments & Supplies |
| DVA | 07/25/23 | 10/23/23 | -23% | DaVita HealthCare Partners Inc. | HEALTH SERVICES - Specialized Health Services |
| ANGO | 07/25/23 | 10/23/23 | -24% | Angiodynamics | HEALTH SERVICES - Medical Instruments & Supplies |
| LMAT | 07/25/23 | 10/23/23 | -24% | LeMaitre Vascular Inc | HEALTH SERVICES - Medical Instruments & Supplies |
| EW | 07/25/23 | 10/23/23 | -25% | Edwards Life Sciences | HEALTH SERVICES - Medical Appliances & Equipment |
| ZBH | 07/25/23 | 10/23/23 | -25% | Zimmer Biomet Holdings Inc | HEALTH SERVICES - Medical Appliances & Equipment |
| ATEC | 07/25/23 | 10/23/23 | -25% | Alphatec Holdings Inc | HEALTH SERVICES - Medical Instruments & Supplies |
| SWAV | 07/25/23 | 10/23/23 | -25% | ShockWave Medical Inc | HEALTH SERVICES - Medical Appliances & Equipment |
| AVNS | 07/25/23 | 10/23/23 | -26% | Avanos Medical Inc | HEALTH SERVICES - Medical Instruments & Supplies |
| TECH | 07/25/23 | 10/23/23 | -26% | Bio-Techne Corp | HEALTH SERVICES - Medical Appliances & Equipment |
| STAA | 07/25/23 | 10/23/23 | -27% | Staar Surgical Co | HEALTH SERVICES - Medical Instruments & Supplies |
| TFX | 07/25/23 | 10/23/23 | -27% | Teleflex Inc | HEALTH SERVICES - Medical Instruments & Supplies |
| SEM | 07/25/23 | 10/23/23 | -27% | Select Medical Holdings Corporation | HEALTH SERVICES - Hospitals |
| CLPT | 07/25/23 | 10/23/23 | -27% | ClearPoint Neuro Inc | HEALTH SERVICES - Medical Appliances & Equipment |
| PINC | 07/25/23 | 10/23/23 | -29% | Premier Inc | HEALTH SERVICES - Specialized Health Services |
| NVST | 07/25/23 | 10/23/23 | -29% | Envista Holdings Corp | HEALTH SERVICES - Medical Instruments & Supplies |
| USPH | 07/25/23 | 10/23/23 | -29% | U.S. Physical Therapy Inc | HEALTH SERVICES - Specialized Health Services |
| THC | 07/25/23 | 10/23/23 | -29% | Tenet Healthcare Corp | HEALTH SERVICES - Hospitals |
| SIBN | 07/25/23 | 10/23/23 | -30% | SI-BONE Inc | HEALTH SERVICES - Medical Appliances & Equipment |
| VMD | 07/25/23 | 10/23/23 | -30% | Viemed Healthcare Inc | HEALTH SERVICES - Hospitals |
| ARAY | 07/25/23 | 10/23/23 | -31% | Accuray Incorporated | HEALTH SERVICES - Medical Appliances & Equipment |
| PROF | 07/25/23 | 10/23/23 | -31% | Profound Medical Corp | HEALTH SERVICES - Medical Appliances & Equipment |
| PEN | 07/25/23 | 10/23/23 | -31% | Penumbra Inc | HEALTH SERVICES - Medical Instruments & Supplies |
| MASI | 07/25/23 | 10/23/23 | -32% | Masimo Corp | HEALTH SERVICES - Medical Appliances & Equipment |
| BAX | 07/25/23 | 10/23/23 | -33% | Baxter International Inc | HEALTH SERVICES - Medical Instruments & Supplies |
| NVRO | 07/25/23 | 10/23/23 | -33% | Nevro Corp | HEALTH SERVICES - Medical Instruments & Supplies |
| RMD | 07/25/23 | 10/23/23 | -33% | Resmed Inc | HEALTH SERVICES - Medical Appliances & Equipment |
| ATRC | 07/25/23 | 10/23/23 | -33% | AtriCure Inc | HEALTH SERVICES - Medical Instruments & Supplies |
| DXCM | 07/25/23 | 10/23/23 | -34% | DexCom Inc | HEALTH SERVICES - Medical Instruments & Supplies |
| XAIR | 07/25/23 | 10/23/23 | -34% | Beyond Air Inc | HEALTH SERVICES - Medical Appliances & Equipment |
| SGRY | 07/25/23 | 10/23/23 | -37% | Surgery Partners Inc | HEALTH SERVICES - Specialized Health Services |
| ATRI | 07/25/23 | 10/23/23 | -38% | Atrion Corporation | HEALTH SERVICES - Medical Instruments & Supplies |
| JYNT | 07/25/23 | 10/23/23 | -38% | The Joint Corp | HEALTH SERVICES - Specialized Health Services |
| ICUI | 07/25/23 | 10/23/23 | -39% | Icu Medical Inc | HEALTH SERVICES - Medical Instruments & Supplies |
| PLSE | 07/25/23 | 10/23/23 | -40% | Pulse Biosciences Inc | HEALTH SERVICES - Medical Instruments & Supplies |
| VRDN | 07/25/23 | 10/23/23 | -41% | Viridian Therapeutics Inc | HEALTH SERVICES - Medical Laboratories & Research |
| KIDS | 07/25/23 | 10/23/23 | -42% | Orthopediatrics Corp | HEALTH SERVICES - Medical Appliances & Equipment |
| TELA | 07/25/23 | 10/23/23 | -42% | TELA Bio Inc | HEALTH SERVICES - Medical Appliances & Equipment |
| TNDM | 07/25/23 | 10/23/23 | -43% | Tandem Diabetes Care Inc | HEALTH SERVICES - Medical Appliances & Equipment |
| OFIX | 07/25/23 | 10/23/23 | -43% | Orthofix Medical Inc | HEALTH SERVICES - Medical Appliances & Equipment |
| RCEL | 07/25/23 | 10/23/23 | -44% | Avita Medical Inc | HEALTH SERVICES - Medical Appliances & Equipment |
| CYH | 07/25/23 | 10/23/23 | -44% | Community Health Systems | HEALTH SERVICES - Hospitals |
| INGN | 07/25/23 | 10/23/23 | -46% | Inogen Inc | HEALTH SERVICES - Medical Instruments & Supplies |
| PODD | 07/25/23 | 10/23/23 | -48% | Insulet Corporation | HEALTH SERVICES - Medical Instruments & Supplies |
| INSP | 07/25/23 | 10/23/23 | -48% | Inspire Medical Systems Inc | HEALTH SERVICES - Medical Appliances & Equipment |
| BLFS | 07/25/23 | 10/23/23 | -50% | BioLife Solutions Inc. | HEALTH SERVICES - Medical Instruments & Supplies |
| TCMD | 07/25/23 | 10/23/23 | -51% | Tactile Systems Technology Inc | HEALTH SERVICES - Medical Appliances & Equipment |
| ESTA | 07/25/23 | 10/23/23 | -52% | Establishment Labs Holdings Inc | HEALTH SERVICES - Medical Appliances & Equipment |
| APYX | 07/25/23 | 10/23/23 | -52% | Apyx Medical Corporation | HEALTH SERVICES - Medical Instruments & Supplies |
| CDNA | 07/25/23 | 10/23/23 | -53% | CareDx Inc | HEALTH SERVICES - Medical Laboratories & Research |
| INMD | 07/25/23 | 10/23/23 | -54% | INMODE LTD | HEALTH SERVICES - Medical Appliances & Equipment |
| AXGN | 07/25/23 | 10/23/23 | -55% | Axogen Inc | HEALTH SERVICES - Medical Appliances & Equipment |
| TMDX | 07/25/23 | 10/23/23 | -55% | TransMedics Group Inc | HEALTH SERVICES - Medical Appliances & Equipment |
| TMCI | 07/25/23 | 10/23/23 | -55% | Treace Medical Concepts Inc | HEALTH SERVICES - Medical Appliances & Equipment |
| NNOX | 07/25/23 | 10/23/23 | -60% | Nano-X Imaging Ltd | HEALTH SERVICES - Medical Instruments & Supplies |
| SEER | 07/25/23 | 10/23/23 | -62% | Seer Inc | HEALTH SERVICES - Medical Laboratories & Research |
| NVCR | 07/25/23 | 10/23/23 | -64% | NovoCure Limited | HEALTH SERVICES - Medical Instruments & Supplies |
| AGTI | 07/25/23 | 10/23/23 | -67% | AGILITI INC | HEALTH SERVICES - Specialized Health Services |
| SILK | 07/25/23 | 10/23/23 | -71% | Silk Road Medical Inc | HEALTH SERVICES - Medical Appliances & Equipment |
| CUTR | 07/25/23 | 10/23/23 | -75% | Cutera Inc | HEALTH SERVICES - Medical Appliances & Equipment |

1 stock >+20% and 72 stocks <-20% (1% and 53% of total) 07/25/23 to 10/23/23.

3. STRENGTH BY LOOKBACK PERIOD (with Best/Worst stocks)

3B. Lookback 4 Weeks

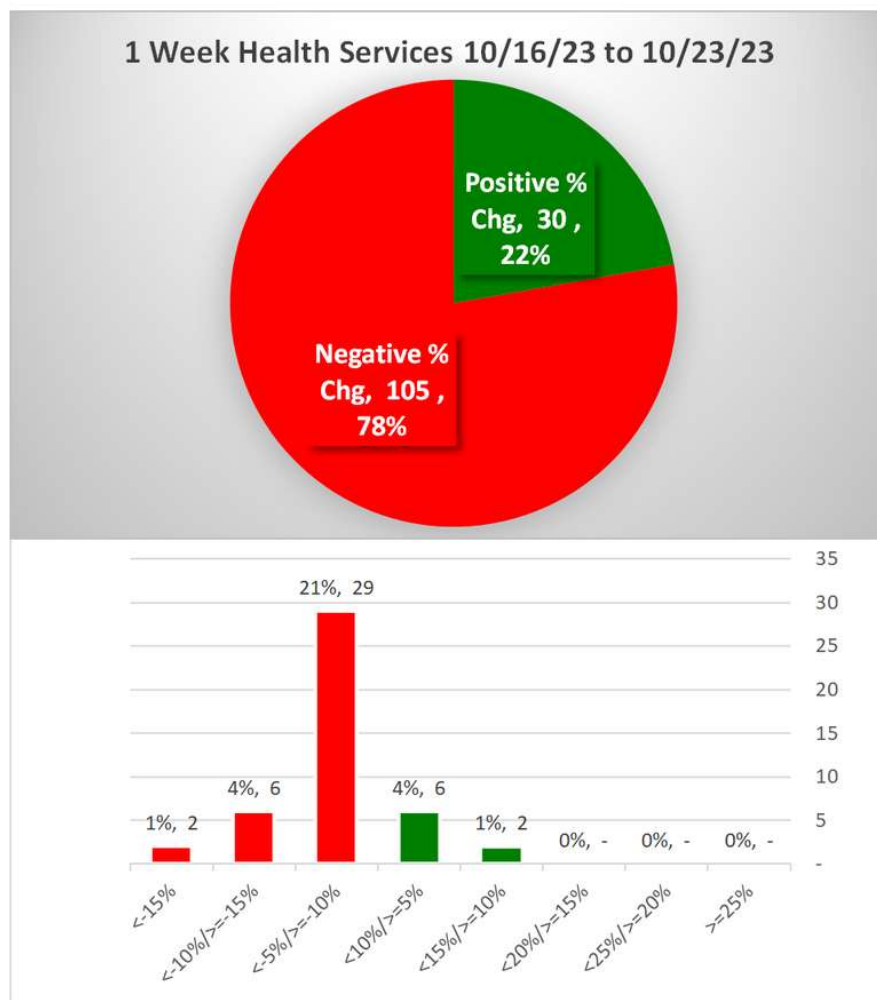


| Tick | Be | E | % | Company | Sub-Industry |
|------|----------|----------|------|-------------------------------------|---|
| STVN | 09/25/23 | 10/23/23 | 18% | Stevanato Group S.p.A. | HEALTH SERVICES - Medical Instruments & Supplies |
| MODV | 09/25/23 | 10/23/23 | 17% | ModivCare Inc | HEALTH SERVICES - Specialized Health Services |
| NEO | 09/25/23 | 10/23/23 | 11% | Neogenomics Inc | HEALTH SERVICES - Medical Laboratories & Research |
| ANGO | 09/25/23 | 10/23/23 | -10% | Angiodynamics | HEALTH SERVICES - Medical Instruments & Supplies |
| MTD | 09/25/23 | 10/23/23 | -10% | Mettler Toledo Intl Inc | HEALTH SERVICES - Medical Laboratories & Research |
| GKOS | 09/25/23 | 10/23/23 | -10% | Glaukos Corp | HEALTH SERVICES - Medical Instruments & Supplies |
| ZBH | 09/25/23 | 10/23/23 | -10% | Zimmer Biomet Holdings Inc | HEALTH SERVICES - Medical Appliances & Equipment |
| USPH | 09/25/23 | 10/23/23 | -11% | U.S. Physical Therapy Inc | HEALTH SERVICES - Specialized Health Services |
| AVNS | 09/25/23 | 10/23/23 | -11% | Avanos Medical Inc | HEALTH SERVICES - Medical Instruments & Supplies |
| SEM | 09/25/23 | 10/23/23 | -11% | Select Medical Holdings Corporation | HEALTH SERVICES - Hospitals |
| ALGN | 09/25/23 | 10/23/23 | -11% | Align Tech Inc | HEALTH SERVICES - Medical Appliances & Equipment |
| VMD | 09/25/23 | 10/23/23 | -11% | Viemed Healthcare Inc | HEALTH SERVICES - Hospitals |
| OFIX | 09/25/23 | 10/23/23 | -11% | Orthofix Medical Inc | HEALTH SERVICES - Medical Appliances & Equipment |
| XAIR | 09/25/23 | 10/23/23 | -11% | Beyond Air Inc | HEALTH SERVICES - Medical Appliances & Equipment |
| LIVN | 09/25/23 | 10/23/23 | -11% | LivaNova PLC | HEALTH SERVICES - Medical Appliances & Equipment |
| EHC | 09/25/23 | 10/23/23 | -11% | Encompass Health Corp | HEALTH SERVICES - Specialized Health Services |
| ICLR | 09/25/23 | 10/23/23 | -11% | Icon Plc Ads | HEALTH SERVICES - Medical Laboratories & Research |
| NARI | 09/25/23 | 10/23/23 | -11% | Inari Medical Inc | HEALTH SERVICES - Medical Appliances & Equipment |
| CYH | 09/25/23 | 10/23/23 | -11% | Community Health Systems | HEALTH SERVICES - Hospitals |
| NTRA | 09/25/23 | 10/23/23 | -11% | Natera Inc | HEALTH SERVICES - Medical Laboratories & Research |
| PROF | 09/25/23 | 10/23/23 | -12% | Profound Medical Corp | HEALTH SERVICES - Medical Appliances & Equipment |
| NVST | 09/25/23 | 10/23/23 | -12% | Envista Holdings Corp | HEALTH SERVICES - Medical Instruments & Supplies |
| IRMD | 09/25/23 | 10/23/23 | -12% | iRadimed Corporation | HEALTH SERVICES - Medical Appliances & Equipment |
| AORT | 09/25/23 | 10/23/23 | -12% | Artivion Inc | HEALTH SERVICES - Medical Appliances & Equipment |
| JYNT | 09/25/23 | 10/23/23 | -12% | The Joint Corp | HEALTH SERVICES - Specialized Health Services |
| BAX | 09/25/23 | 10/23/23 | -12% | Baxter International Inc | HEALTH SERVICES - Medical Instruments & Supplies |
| MLAB | 09/25/23 | 10/23/23 | -13% | Mesa Laboratories Inc | HEALTH SERVICES - Medical Instruments & Supplies |
| NNOX | 09/25/23 | 10/23/23 | -13% | Nano-X Imaging Ltd | HEALTH SERVICES - Medical Instruments & Supplies |
| LMAT | 09/25/23 | 10/23/23 | -13% | LeMaitre Vascular Inc | HEALTH SERVICES - Medical Instruments & Supplies |
| ZYXI | 09/25/23 | 10/23/23 | -13% | Zynex Inc | HEALTH SERVICES - Medical Appliances & Equipment |
| MASI | 09/25/23 | 10/23/23 | -14% | Masimo Corp | HEALTH SERVICES - Medical Appliances & Equipment |
| INGN | 09/25/23 | 10/23/23 | -14% | Inogen Inc | HEALTH SERVICES - Medical Instruments & Supplies |
| KRMD | 09/25/23 | 10/23/23 | -14% | Repro-Med Systems Inc. | HEALTH SERVICES - Medical Instruments & Supplies |
| PAHC | 09/25/23 | 10/23/23 | -15% | Phibro Animal Health Corporation | HEALTH SERVICES - Hospitals |
| ATRC | 09/25/23 | 10/23/23 | -15% | AtriCure Inc | HEALTH SERVICES - Medical Instruments & Supplies |
| TCMD | 09/25/23 | 10/23/23 | -16% | Tactile Systems Technology Inc | HEALTH SERVICES - Medical Appliances & Equipment |
| PEN | 09/25/23 | 10/23/23 | -16% | Penumbra Inc | HEALTH SERVICES - Medical Instruments & Supplies |
| BKD | 09/25/23 | 10/23/23 | -16% | Brookdale Senior Living Inc | HEALTH SERVICES - Long-Term Care Facilities |
| FONR | 09/25/23 | 10/23/23 | -17% | Fonar Corp | HEALTH SERVICES - Medical Appliances & Equipment |
| NVRO | 09/25/23 | 10/23/23 | -17% | Nevro Corp | HEALTH SERVICES - Medical Instruments & Supplies |
| SGRY | 09/25/23 | 10/23/23 | -18% | Surgery Partners Inc | HEALTH SERVICES - Specialized Health Services |
| SIBN | 09/25/23 | 10/23/23 | -18% | SI-BONE Inc | HEALTH SERVICES - Medical Appliances & Equipment |
| NPCE | 09/25/23 | 10/23/23 | -19% | Neuropace Inc | HEALTH SERVICES - Medical Appliances & Equipment |
| NVCR | 09/25/23 | 10/23/23 | -19% | NovoCure Limited | HEALTH SERVICES - Medical Instruments & Supplies |
| AGTI | 09/25/23 | 10/23/23 | -19% | AGILITI INC | HEALTH SERVICES - Specialized Health Services |
| INSP | 09/25/23 | 10/23/23 | -19% | Inspire Medical Systems Inc | HEALTH SERVICES - Medical Appliances & Equipment |
| SEER | 09/25/23 | 10/23/23 | -20% | Seer Inc | HEALTH SERVICES - Medical Laboratories & Research |
| ATRI | 09/25/23 | 10/23/23 | -20% | Atrion Corporation | HEALTH SERVICES - Medical Instruments & Supplies |
| DVA | 09/25/23 | 10/23/23 | -20% | DaVita HealthCare Partners Inc. | HEALTH SERVICES - Specialized Health Services |
| THC | 09/25/23 | 10/23/23 | -21% | Tenet Healthcare Corp | HEALTH SERVICES - Hospitals |
| AXGN | 09/25/23 | 10/23/23 | -22% | Axogen Inc | HEALTH SERVICES - Medical Appliances & Equipment |
| MDXG | 09/25/23 | 10/23/23 | -22% | Mimedx Group Inc | HEALTH SERVICES - Medical Appliances & Equipment |
| TMDX | 09/25/23 | 10/23/23 | -23% | TransMedics Group Inc | HEALTH SERVICES - Medical Appliances & Equipment |
| TMCI | 09/25/23 | 10/23/23 | -23% | Treace Medical Concepts Inc | HEALTH SERVICES - Medical Appliances & Equipment |
| KIDS | 09/25/23 | 10/23/23 | -24% | Orthopediatrics Corp | HEALTH SERVICES - Medical Appliances & Equipment |
| APYX | 09/25/23 | 10/23/23 | -26% | Apyx Medical Corporation | HEALTH SERVICES - Medical Instruments & Supplies |
| BLFS | 09/25/23 | 10/23/23 | -27% | BioLife Solutions Inc. | HEALTH SERVICES - Medical Instruments & Supplies |
| RCEL | 09/25/23 | 10/23/23 | -27% | Avita Medical Inc | HEALTH SERVICES - Medical Appliances & Equipment |
| VRDN | 09/25/23 | 10/23/23 | -28% | Viridian Therapeutics Inc | HEALTH SERVICES - Medical Laboratories & Research |
| ESTA | 09/25/23 | 10/23/23 | -30% | Establishment Labs Holdings Inc | HEALTH SERVICES - Medical Appliances & Equipment |
| TELA | 09/25/23 | 10/23/23 | -31% | TELA Bio Inc | HEALTH SERVICES - Medical Appliances & Equipment |
| CDNA | 09/25/23 | 10/23/23 | -32% | CareDx Inc | HEALTH SERVICES - Medical Laboratories & Research |
| INMD | 09/25/23 | 10/23/23 | -39% | INMODE LTD | HEALTH SERVICES - Medical Appliances & Equipment |
| CUTR | 09/25/23 | 10/23/23 | -42% | Cutera Inc | HEALTH SERVICES - Medical Appliances & Equipment |
| SILK | 09/25/23 | 10/23/23 | -61% | Silk Road Medical Inc | HEALTH SERVICES - Medical Appliances & Equipment |

3 stocks >+10% and 62 stocks <-10% (2% and 46% of total) 09/25/23 to 10/23/23.

3. STRENGTH BY LOOKBACK PERIOD (with Best/Worst stocks)

3C. Lookback 1 Week



| Tick | Be | f | % | Company | Sub-Industry |
|------|----------|----------|------|---------------------------------|--|
| ATEC | 10/16/23 | 10/23/23 | 12% | Alphatec Holdings Inc | HEALTH SERVICES - Medical Instruments & Supplies |
| MODV | 10/16/23 | 10/23/23 | 12% | ModivCare Inc | HEALTH SERVICES - Specialized Health Services |
| ZYXI | 10/16/23 | 10/23/23 | -10% | Zynex Inc | HEALTH SERVICES - Medical Appliances & Equipment |
| NNOX | 10/16/23 | 10/23/23 | -11% | Nano-X Imaging Ltd | HEALTH SERVICES - Medical Instruments & Supplies |
| KRMD | 10/16/23 | 10/23/23 | -11% | Repro-Med Systems Inc. | HEALTH SERVICES - Medical Instruments & Supplies |
| OFIX | 10/16/23 | 10/23/23 | -13% | Orthofix Medical Inc | HEALTH SERVICES - Medical Appliances & Equipment |
| SILK | 10/16/23 | 10/23/23 | -14% | Silk Road Medical Inc | HEALTH SERVICES - Medical Appliances & Equipment |
| ESTA | 10/16/23 | 10/23/23 | -14% | Establishment Labs Holdings Inc | HEALTH SERVICES - Medical Appliances & Equipment |
| ATRI | 10/16/23 | 10/23/23 | -17% | Atrion Corporation | HEALTH SERVICES - Medical Instruments & Supplies |
| BLFS | 10/16/23 | 10/23/23 | -21% | BioLife Solutions Inc. | HEALTH SERVICES - Medical Instruments & Supplies |

2 stocks >+10% and 8 stocks <-10% (1% and 6% of total) 10/16/23 to 10/23/23.