

Industry Status: Energy

1 week 10/17/23 to 10/24/23								
9Weakest	8VWeak	7Weaker	6Weak	5Avg	4Strong	3Stronger	2VStrong	1Strongest
.	150 ENERGY	.	.	.
.	51 Independt	.	.	.
.	.	<-Drill/Explr 4		.	<-Mj Integrtd 14	<-Mj Integrtd 14	<-Mj Integrtd 14	.
.	.	.	.	<-Equip/Serv 33	<-Equip/Serv 33	.	.	.
.	<-Pipelines 29	<-Pipelines 29	.	.
.	.	.	.	<-Refin/Mktg 19	<-Refin/Mktg 19	.	.	.
.
.
.

October 24, 2023

UNCHANGED at STRONG strength rating
(4th strongest of 9 levels)
previous move was UP

11% positive stocks last week, 5 of 6 sub-industries weakened



Table of Contents

1

1. INDUSTRY OVERVIEW

1A. Performance

1B. Background

2

2. SUB-INDUSTRIES AND STOCK DETAIL

2A. Sub-Industries Overview

2B. Sub-Industries 10-Week Strengthening Analysis

2C. Stocks 1 Week Strongest and Weakest

5

3. STRENGTH BY LOOKBACK PERIOD (with Best/Worst stocks)

3A. Lookback 3 Months

3B. Lookback 4 weeks

3C. Lookback 1 Week

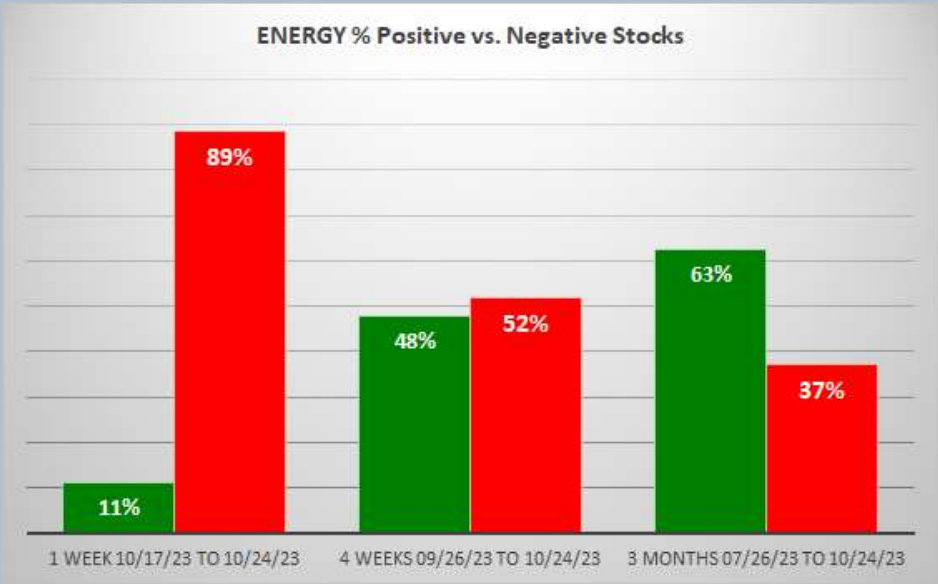
1. INDUSTRY OVERVIEW

1A. Performance

Past 10 Weeks Strengthening/Weakening week-by-week, per the following chart:

9Weakest	8VWeak	7Weaker	6Weak	5Avg	4Strong	3Stronger	2VStrong	1Strongest	Period
*	*	*	*	*	150 ENERGY	*	*	*	7 Days - 10/17/23 to 10/24/23
*	*	*	*	*	150 ENERGY	*	*	*	7 Days - 10/10/23 to 10/17/23
*	*	*	*	150 ENERGY->	150 ENERGY->	*	*	*	7 Days - 10/03/23 to 10/10/23
*	*	*	*	<-ENERGY 150	<-ENERGY 150	*	*	*	7 Days - 09/26/23 to 10/03/23
*	*	*	*	*	150 ENERGY	*	*	*	7 Days - 09/19/23 to 09/26/23
*	*	*	*	*	151 ENERGY	*	*	*	7 Days - 09/12/23 to 09/19/23
*	*	*	*	*	151 ENERGY	*	*	*	7 Days - 09/05/23 to 09/12/23
*	*	*	*	*	151 ENERGY	*	*	*	7 Days - 08/29/23 to 09/05/23
*	*	*	*	*	151 ENERGY	*	*	*	7 Days - 08/22/23 to 08/29/23
*	*	*	*	*	152 ENERGY	*	*	*	7 Days - 08/15/23 to 08/22/23

WEAKENING 1 Week vs. Mid- and Longer-Term // 1 week positive/negative stocks ratio is LOWER than both 4 weeks and 3 Months, per the following chart:



1B. Background

Largest of 6 sub-industries (150 stocks, average 25):

- * Independent Oil & Gas (51 stocks)
- * Oil & Gas Equipment & Services (33 stocks)
- * Oil & Gas Pipelines (29 stocks)
- * Oil & Gas Refining & Marketing (19 stocks)
- * Major Integrated Oil & Gas (14 stocks)

Top 10 by Market Capitalization:

XOM/Exxon Mobil Corporation, CVX/Chevron Corp, TTE/TotalEnergies SE, COP/ConocoPhillips, BP/BP P.L.C., PBR/Petroleo Brasileiro S.A. Petrobras ADS, EQNR/Equinor ASA, SLB/Schlumberger Ltd, EOG/Eog Resources Inc, CNQ/Canadian Natural Res Ltd

2. SUB-INDUSTRIES AND STOCKS DETAIL

2A. Sub-Industries Overview

Strengthened: 0/6 sub-industries

Weakened: 5/6 sub-industries

STRONGEST at Strong rating/4th strongest of 9 levels:

- * Independent Oil & Gas (51 stocks)
- * Major Integrated Oil & Gas (14 stocks)
- * Oil & Gas Pipelines (29 stocks)

WEAKEST at Weaker rating/7th strongest of 9 levels:

- * Oil & Gas Drilling & Exploration (4 stocks)

2B. Sub-Industries 10-Week Strengthening Analysis

What: recent week-by-week strength changes for the industry and each underlying sub-industry

Why: objective measurement of strengthening and weakening enabling comparison within and across industries and sub-industries

INDUSTRY CURRENT PERIOD SUMMARY										1 week 10/17/23 to 10/24/23									
Length - Begin/End	Industry/Sub-Industry	Period	#	Min	Avg	Max	Status	WWeakest	WWeak	WStronger	WStrong	WStrongest	WStrongest	WStrongest	WStrongest	WStrongest	WStrongest	WStrongest	WStrongest
7 Days - 10/17/23 to 10/24/23	ENERGY	Period 1 of 10 (Current)	150	-18%	-3%	5%	Weakened												
7 Days - 10/17/23 to 10/24/23	ENERGY - Independent Oil & Gas	Period 1 of 10 (Current)	51	-8%	-3%	4%	Weakened												
7 Days - 10/17/23 to 10/24/23	ENERGY - Major Integrated Oil & Gas	Period 1 of 10 (Current)	14	-18%	-5%	-2%	Weakened												
7 Days - 10/17/23 to 10/24/23	ENERGY - Oil & Gas Drilling & Exploration	Period 1 of 10 (Current)	4	-7%	-5%	-3%	Weakened												
7 Days - 10/17/23 to 10/24/23	ENERGY - Oil & Gas Equipment & Services	Period 1 of 10 (Current)	33	-11%	-5%	5%	Weakened												
7 Days - 10/17/23 to 10/24/23	ENERGY - Oil & Gas Pipelines	Period 1 of 10 (Current)	29	-8%	-2%	4%	Weakened												
7 Days - 10/17/23 to 10/24/23	ENERGY - Oil & Gas Refining & Marketing	Period 1 of 10 (Current)	19	-6%	-3%	3%	Weakened												
7 Days - 10/17/23 to 10/24/23		Period 1 of 10 (Current)																	
7 Days - 10/17/23 to 10/24/23		Period 1 of 10 (Current)																	
PREVIOUS WEEKS (EDUCATIONAL PURPOSES ONLY/NOT A STOCK OR INVESTMENT RECOMMENDATION)																			
Length - Begin/End	Industry/Sub-Industry	Period	#	Min	Avg	Max	Status	WWeakest	WWeak	WStronger	WStrong	WStrongest	WStrongest	WStrongest	WStrongest	WStrongest	WStrongest	WStrongest	WStrongest
7 Days - 10/17/23 to 10/24/23	ENERGY	Period 1 of 10 (Current)	150	-18%	-3%	5%	Weakened												
7 Days - 10/17/23 to 10/24/23	ENERGY	Period 2 of 10	150	-11%	-3%	14%	Strengthened												
7 Days - 10/17/23 to 10/24/23	ENERGY	Period 3 of 10	150	-10%	-2%	21%	Strengthened												
7 Days - 10/17/23 to 10/24/23	ENERGY	Period 4 of 10	150	-16%	-2%	30%	Weakened												
7 Days - 10/17/23 to 10/24/23	ENERGY	Period 5 of 10	150	-10%	-1%	18%	Weakened												
7 Days - 10/17/23 to 10/24/23	ENERGY	Period 6 of 10	151	-23%	-1%	18%	Unchanged												
7 Days - 10/17/23 to 10/24/23	ENERGY	Period 7 of 10	151	-9%	1%	11%	Unchanged												
7 Days - 10/17/23 to 10/24/23	ENERGY	Period 8 of 10	151	-8%	2%	13%	Strengthened												
7 Days - 10/17/23 to 10/24/23	ENERGY	Period 9 of 10	151	-10%	1%	10%	Unchanged												
7 Days - 10/17/23 to 10/24/23	ENERGY	Period 10 of 10	152	-11%	0%	27%	Strengthened												
7 Days - 10/17/23 to 10/24/23	ENERGY - Independent Oil & Gas	Period 1 of 10 (Current)	51	-8%	-3%	4%	Weakened												
7 Days - 10/17/23 to 10/24/23	ENERGY - Independent Oil & Gas	Period 2 of 10	51	-12%	-5%	12%	Strengthened												
7 Days - 10/17/23 to 10/24/23	ENERGY - Independent Oil & Gas	Period 3 of 10	51	-10%	-3%	16%	Strengthened												
7 Days - 10/17/23 to 10/24/23	ENERGY - Independent Oil & Gas	Period 4 of 10	51	-10%	-2%	7%	Weakened												
7 Days - 10/17/23 to 10/24/23	ENERGY - Independent Oil & Gas	Period 5 of 10	51	-17%	-1%	8%	Strengthened												
7 Days - 10/17/23 to 10/24/23	ENERGY - Independent Oil & Gas	Period 6 of 10	51	-23%	-3%	18%	Weakened												
7 Days - 10/17/23 to 10/24/23	ENERGY - Independent Oil & Gas	Period 7 of 10	51	-4%	0%	11%	Strengthened												
7 Days - 10/17/23 to 10/24/23	ENERGY - Independent Oil & Gas	Period 8 of 10	51	-6%	3%	13%	Unchanged												
7 Days - 10/17/23 to 10/24/23	ENERGY - Independent Oil & Gas	Period 9 of 10	51	-10%	1%	6%	Strengthened												
7 Days - 10/17/23 to 10/24/23	ENERGY - Independent Oil & Gas	Period 10 of 10	51	-8%	1%	27%	Strengthened												
7 Days - 10/17/23 to 10/24/23	ENERGY - Major Integrated Oil & Gas	Period 1 of 10 (Current)	14	-18%	-5%	-2%	Weakened												
7 Days - 10/17/23 to 10/24/23	ENERGY - Major Integrated Oil & Gas	Period 2 of 10	14	1%	4%	14%	Strengthened												
7 Days - 10/17/23 to 10/24/23	ENERGY - Major Integrated Oil & Gas	Period 3 of 10	14	-5%	3%	7%	Strengthened												
7 Days - 10/17/23 to 10/24/23	ENERGY - Major Integrated Oil & Gas	Period 4 of 10	14	-5%	-2%	2%	Weakened												
7 Days - 10/17/23 to 10/24/23	ENERGY - Major Integrated Oil & Gas	Period 5 of 10	14	-10%	-3%	0%	Unchanged												
7 Days - 10/17/23 to 10/24/23	ENERGY - Major Integrated Oil & Gas	Period 6 of 10	14	-2%	1%	4%	Unchanged												
7 Days - 10/17/23 to 10/24/23	ENERGY - Major Integrated Oil & Gas	Period 7 of 10	14	-2%	4%	4%	Strengthened												
7 Days - 10/17/23 to 10/24/23	ENERGY - Major Integrated Oil & Gas	Period 8 of 10	14	-8%	1%	6%	Unchanged												
7 Days - 10/17/23 to 10/24/23	ENERGY - Major Integrated Oil & Gas	Period 9 of 10	14	-1%	2%	8%	Strengthened												
7 Days - 10/17/23 to 10/24/23	ENERGY - Major Integrated Oil & Gas	Period 10 of 10	14	-2%	1%	5%	Unchanged												
7 Days - 10/17/23 to 10/24/23	ENERGY - Oil & Gas Drilling & Exploration	Period 1 of 10 (Current)	4	-7%	-5%	-3%	Weakened												
7 Days - 10/17/23 to 10/24/23	ENERGY - Oil & Gas Drilling & Exploration	Period 2 of 10	4	-9%	-4%	2%	Unchanged												
7 Days - 10/17/23 to 10/24/23	ENERGY - Oil & Gas Drilling & Exploration	Period 3 of 10	4	-2%	3%	8%	Strengthened												
7 Days - 10/17/23 to 10/24/23	ENERGY - Oil & Gas Drilling & Exploration	Period 4 of 10	4	-9%	-2%	2%	Weakened												
7 Days - 10/17/23 to 10/24/23	ENERGY - Oil & Gas Drilling & Exploration	Period 5 of 10	4	-6%	-2%	0%	Weakened												
7 Days - 10/17/23 to 10/24/23	ENERGY - Oil & Gas Drilling & Exploration	Period 6 of 10	4	-5%	1%	6%	Strengthened												
7 Days - 10/17/23 to 10/24/23	ENERGY - Oil & Gas Drilling & Exploration	Period 7 of 10	4	-4%	0%	3%	Unchanged												
7 Days - 10/17/23 to 10/24/23	ENERGY - Oil & Gas Drilling & Exploration	Period 8 of 10	4	-3%	2%	5%	Strengthened												
7 Days - 10/17/23 to 10/24/23	ENERGY - Oil & Gas Drilling & Exploration	Period 9 of 10	4	-3%	1%	1%	Weakened												
7 Days - 10/17/23 to 10/24/23	ENERGY - Oil & Gas Drilling & Exploration	Period 10 of 10	4	-6%	-1%	2%	Weakened												
7 Days - 10/17/23 to 10/24/23	ENERGY - Oil & Gas Equipment & Services	Period 1 of 10 (Current)	33	-11%	-5%	5%	Weakened												
7 Days - 10/17/23 to 10/24/23	ENERGY - Oil & Gas Equipment & Services	Period 2 of 10	33	-4%	1%	10%	Strengthened												
7 Days - 10/17/23 to 10/24/23	ENERGY - Oil & Gas Equipment & Services	Period 3 of 10	33	-5%	1%	21%	Weakened												
7 Days - 10/17/23 to 10/24/23	ENERGY - Oil & Gas Equipment & Services	Period 4 of 10	33	-10%	-3%	2%	Weakened												
7 Days - 10/17/23 to 10/24/23	ENERGY - Oil & Gas Equipment & Services	Period 5 of 10	33	-10%	0%	18%	Weakened												
7 Days - 10/17/23 to 10/24/23	ENERGY - Oil & Gas Equipment & Services	Period 6 of 10	33	-8%	-3%	5%	Weakened												
7 Days - 10/17/23 to 10/24/23	ENERGY - Oil & Gas Equipment & Services	Period 7 of 10	33	-6%	3%	8%	Strengthened												
7 Days - 10/17/23 to 10/24/23	ENERGY - Oil & Gas Equipment & Services	Period 8 of 10	33	0%	4%	13%	Strengthened												
7 Days - 10/17/23 to 10/24/23	ENERGY - Oil & Gas Equipment & Services	Period 9 of 10	33	-3%	2%	10%	Unchanged												
7 Days - 10/17/23 to 10/24/23	ENERGY - Oil & Gas Equipment & Services	Period 10 of 10	34	-11%	-1%	7%	Unchanged												
7 Days - 10/17/23 to 10/24/23	ENERGY - Oil & Gas Pipelines	Period 1 of 10 (Current)	29	-8%	-2%	4%	Weakened												
7 Days - 10/17/23 to 10/24/23	ENERGY - Oil & Gas Pipelines	Period 2 of 10	29	-9%	2%	8%	Strengthened												
7 Days - 10/17/23 to 10/24/23	ENERGY - Oil & Gas Pipelines	Period 3 of 10	29	0%	4%	12%	Strengthened												
7 Days - 10/17/23 to 10/24/23	ENERGY - Oil & Gas Pipelines	Period 4 of 10	29	-6%	-1%	30%	Weakened												
7 Days - 10/17/23 to 10/24/23	ENERGY - Oil & Gas Pipelines	Period 5 of 10	29	-7%	-2%	2%	Unchanged												
7 Days - 10/17/23 to 10/24/23	ENERGY - Oil & Gas Pipelines	Period 6 of 10	30	-6%	0%	5%	Unchanged												
7 Days - 10/17/23 to 10/24/23	ENERGY - Oil & Gas Pipelines	Period 7 of 10	30	-3%	0%	6%	Weakened												
7 Days - 10/17/23 to 10/24/23	ENERGY - Oil & Gas Pipelines	Period 8 of 10	30	-5%	1%	7%	Strengthened												
7 Days - 10/17/23 to 10/24/23	ENERGY - Oil & Gas Pipelines	Period 9 of 10	30	-4%	1%	4%	Unchanged												
7 Days - 10/17/23 to 10/24/23	ENERGY - Oil & Gas Pipelines	Period 10 of 10	30	-6%	1%	8%	Strengthened												
7 Days - 10/17/23 to 10/24/23	ENERGY - Oil & Gas Refining & Marketing	Period 1 of 10 (Current)	19	-6%	-3%	3%	Weakened												
7 Days - 10/17/23 to 10/24/23	ENERGY - Oil & Gas Refining & Marketing	Period 2 of 10	19	-8%	0%	7%	Weakened												
7 Days - 10/17/23 to 10/24/23	ENERGY - Oil & Gas Refining & Marketing	Period 3 of 10	19	-4%	1%	6%	Unchanged												
7 Days - 10/17/23 to 10/24/23	ENERGY - Oil & Gas Refining & Marketing	Period 4 of 10	19	-11%	-4%	3%	Weakened												
7 Days - 10/17/23 to 10/24/23	ENERGY - Oil & Gas Refining & Marketing	Period 5 of 10	19	-4%	-1%	3%	Unchanged												
7 Days - 10/17/23 to 10/24/23	ENERGY - Oil & Gas Refining & Marketing	Period 6 of 10	19	-7%	0%	11%	Strengthened												
7 Days - 10/17/23 to 10/24/23	ENERGY - Oil & Gas Refining & Marketing	Period 7 of 10	19	-4%	3%	11%	Unchanged												
7 Days - 10/17/23 to 10/24/23	ENERGY - Oil & Gas Refining & Marketing	Period 8 of 10	19	-2%	2%	7%	Strengthened												
7 Days - 10/17/23 to 10/24/23	ENERGY - Oil & Gas Refining & Marketing	Period 9 of 10	19	-6%	0%	3%	Weakened												
7 Days - 10/17/23 to 10/24/23	ENERGY - Oil & Gas Refining & Marketing	Period 10 of 10	19	-3%	0%	8%	Strengthened												

Green Highlight: Strengthened

Red Highlight: Weakened

No Highlight: Unchanged

3

October 24, 2023

For educational purposes only. Not a stock or investment recommendation.

2C. Stocks 1 Week Strongest and Weakest

What: stocks currently rated Strongest/Weakest (highest/lowest of 9 strength ratings)

Why: most interesting stocks for available capital because

- the Strongest have the least amount of overhead supply to dampen breakouts while
- the Weakest may be prone to volatility, subject to big pops from bottom-fishing and short-covering BUT ALSO to bigger and faster falls.

(Not guaranteed and not a recommendation - weak stocks in weakening sub-industries may be better shorts than high-flyers.)

STOCK DETAIL (EDUCATIONAL PURPOSES ONLY/NOT FINANCIAL ADVICE)										1 week 10/17/23 to 10/24/23								
Sub-Industry	Ticker	Company	ID1	ID2	% Chg	ID3	Status	1Weakest	2Weakest	3Weakest	4Weakest	5Avg	4Strong	3Stronger	2Stronger	1Strongest		
ENERGY - Independent Oil & Gas	PNRG	Primeenergy Corporation	15-49-49	49%	1%	16%	1Strongest											PNRG
ENERGY - Independent Oil & Gas	CPE	Callon Petroleum Co	15-49-49	43%	0%	7%	1Strongest											CPE
ENERGY - Independent Oil & Gas	KRP	Kimbell Royalty Partners	11-49-49	76%	0%	5%	1Strongest							KRP-->	KRP-->	KRP-->		KRP-->
ENERGY - Independent Oil & Gas	GPOR	Gulfport Energy Corp	15-49-49	98%	0%	32%	1Strongest											GPOR
ENERGY - Independent Oil & Gas	BSM	Black Stone Minerals LP	15-49-49	87%	1%	8%	1Strongest											BSM
ENERGY - Independent Oil & Gas	SM	SM Energy Company	15-49-49	76%	1%	26%	1Strongest											SM
ENERGY - Independent Oil & Gas	MRO	Marathon Oil Group	15-49-49	84%	2%	12%	1Strongest											MRO
ENERGY - Independent Oil & Gas	CHRD	Chord Energy Corporation	15-49-49	94%	2%	13%	1Strongest											CHRD
ENERGY - Independent Oil & Gas	PR	Permian Resources Corporation	15-49-49	96%	2%	31%	1Strongest											PR
ENERGY - Independent Oil & Gas	ESTE	Earthstone Energy	15-49-49	96%	2%	42%	1Strongest											ESTE
ENERGY - Independent Oil & Gas	BRY	Berry Corp	15-49-49	59%	3%	6%	1Strongest											BRY
ENERGY - Independent Oil & Gas	RRC	Range Resources Corp	15-49-49	93%	3%	21%	1Strongest											RRC
ENERGY - Independent Oil & Gas	PXD	Pioneer Natural Rescs Co	15-49-49	82%	3%	12%	1Strongest											PXD
ENERGY - Independent Oil & Gas	SWN	Southwestern Energy Co	15-49-49	70%	3%	25%	1Strongest											SWN
ENERGY - Independent Oil & Gas	FANG	Diamondback Energy Inc.	15-49-49	96%	3%	15%	1Strongest											FANG
ENERGY - Independent Oil & Gas	MTDR	Matador Resources Company	15-49-49	85%	3%	15%	1Strongest											MTDR
ENERGY - Independent Oil & Gas	ERF	Enplus Resources Fund	15-49-49	89%	3%	8%	1Strongest											ERF
ENERGY - Independent Oil & Gas	CNX	CNX Resources Corporation	15-49-49	95%	4%	26%	1Strongest											CNX
ENERGY - Independent Oil & Gas	MUR	Murphy Oil Corp	15-49-49	89%	4%	12%	1Strongest											MUR
ENERGY - Independent Oil & Gas	VIST	Vista Oil & Gas S.A.B. de C.V.	15-49-49	94%	5%	35%	1Strongest											VIST
ENERGY - Independent Oil & Gas	PBT	Permian Basin Royalty Tr	95-49-49	72%	5%	-14%	9Weakest											
ENERGY - Independent Oil & Gas	NFG	National Fuel Gas Co	99-49-49	47%	5%	-3%	9Weakest											
ENERGY - Independent Oil & Gas	DVN	Devon Energy Corp	99-49-49	58%	5%	-9%	9Weakest											
ENERGY - Independent Oil & Gas	BPT	BP Prudhoe Bay Royalt Trust	95-49-49	15%	5%	-30%	9Weakest											
ENERGY - Major Integrated Oil & Gas	E	ENI SpA	15-49-49	83%	2%	8%	1Strongest											
ENERGY - Major Integrated Oil & Gas	TTE	TotalEnergies SE	15-49-49	96%	3%	6%	1Strongest											
ENERGY - Major Integrated Oil & Gas	EC	Ecopetrol S.A.	15-49-49	33%	3%	11%	1Strongest											
ENERGY - Major Integrated Oil & Gas	PBR	Petroleo Brasileiro S.A. Petrobras ADS	15-49-49	84%	4%	22%	1Strongest											
ENERGY - Major Integrated Oil & Gas	EQNR	Equinor ASA	11-49-49	73%	4%	10%	1Strongest											
ENERGY - Major Integrated Oil & Gas	BP	BP P.L.C.	15-49-49	79%	5%	4%	1Strongest											
ENERGY - Major Integrated Oil & Gas	OVV	Ovintiv Inc	15-49-49	78%	5%	15%	1Strongest											
ENERGY - Oil & Gas Drilling & Exploration	WTI	W & T Offshore	99-79-49	37%	3%	-13%	9Weakest											
ENERGY - Oil & Gas Drilling & Exploration	POET	POET Technologies Inc	95-79-49	32%	3%	-31%	9Weakest											
ENERGY - Oil & Gas Equipment & Services	LBRT	Liberty Oilfield Services Inc	15-49-49	98%	5%	36%	1Strongest											
ENERGY - Oil & Gas Equipment & Services	PUMP	ProPetro Holding Corp	15-49-49	40%	0%	21%	1Strongest											
ENERGY - Oil & Gas Equipment & Services	RNGR	Ranger Energy Services Inc	15-49-49	96%	0%	21%	1Strongest											
ENERGY - Oil & Gas Equipment & Services	FTI	Fmc Technologies	15-49-49	66%	2%	28%	1Strongest											
ENERGY - Oil & Gas Equipment & Services	WFRD	Weatherford International plc	15-49-49	95%	4%	31%	1Strongest											
ENERGY - Oil & Gas Equipment & Services	OII	Oceaneering International Inc	15-49-49	91%	5%	22%	1Strongest											
ENERGY - Oil & Gas Equipment & Services	NGS	Natural Gas Svcs Grp Inc	15-49-49	68%	5%	29%	1Strongest											
ENERGY - Oil & Gas Equipment & Services	NR	Newpark Resources Inc	15-49-49	66%	5%	34%	1Strongest											
ENERGY - Oil & Gas Equipment & Services	KLXE	KLX Energy Services Holdings Inc	95-59-49	5%	5%	-9%	9Weakest											
ENERGY - Oil & Gas Equipment & Services	TUSK	Mammoth Energy Services Inc	95-59-49	16%	5%	-12%	9Weakest											
ENERGY - Oil & Gas Equipment & Services	FET	Forum Energy Technologies	95-59-49	14%	7%	-14%	9Weakest											
ENERGY - Oil & Gas Equipment & Services	NINE	Nine Energy Service Inc	95-59-49	13%	-10%	-36%	9Weakest											
ENERGY - Oil & Gas Pipelines	WES	Western Midstream Partners LP	11-49-49	51%	0%	3%	1Strongest											
ENERGY - Oil & Gas Pipelines	PAA	Plains All Amer Pipeline LP	15-49-49	57%	0%	13%	1Strongest											
ENERGY - Oil & Gas Pipelines	EPD	Enterprise Products Part	15-49-49	83%	0%	5%	1Strongest											
ENERGY - Oil & Gas Pipelines	ET	Energy Transfer Equity LP	15-49-49	82%	1%	6%	1Strongest											
ENERGY - Oil & Gas Pipelines	MPLX	MPLX LP	15-49-49	98%	1%	4%	1Strongest											
ENERGY - Oil & Gas Pipelines	NS	Nustar Energy LP	15-49-49	46%	1%	4%	1Strongest											
ENERGY - Oil & Gas Pipelines	PAGP	Plains GP Holdings LP	15-49-49	57%	1%	11%	1Strongest											
ENERGY - Oil & Gas Pipelines	USAC	USA Compression Partners LP	15-49-49	95%	2%	20%	1Strongest											
ENERGY - Oil & Gas Pipelines	ENLC	EnLink Midstream LLC	15-49-49	92%	3%	9%	1Strongest											
ENERGY - Oil & Gas Pipelines	TRGP	Targa Resources Corp	15-49-49	97%	3%	11%	1Strongest											
ENERGY - Oil & Gas Pipelines	LNG	Cheniere Energy Inc	15-49-49	92%	3%	8%	1Strongest											
ENERGY - Oil & Gas Pipelines	DTM	DT Midstream Inc	15-49-49	89%	3%	6%	1Strongest											
ENERGY - Oil & Gas Pipelines	AM	Antero Midstream Corporation	15-49-49	82%	4%	9%	1Strongest											
ENERGY - Oil & Gas Pipelines	OKE	Okeok Inc	15-49-49	82%	4%	3%	1Strongest											
ENERGY - Oil & Gas Pipelines	ENB	Enbridge Inc	95-49-49	35%	1%	-13%	9Weakest											
ENERGY - Oil & Gas Pipelines	KMI	Kinder Morgan Inc	99-49-49	56%	3%	-2%	9Weakest											
ENERGY - Oil & Gas Pipelines	TRP	Transcanada Pipelines	95-49-49	4%	3%	-13%	9Weakest											
ENERGY - Oil & Gas Refining & Marketing	SUN	Sunoco LP	15-59-49	99%	0%	12%	1Strongest											
ENERGY - Oil & Gas Refining & Marketing	MUSA	Murphy USA Inc	15-59-49	94%	1%	21%	1Strongest											
ENERGY - Oil & Gas Refining & Marketing	GPP	Green Plains Partners LP	15-59-49	81%	1%	6%	1Strongest											
ENERGY - Oil & Gas Refining & Marketing	GLP	Global Partners LP	95-59-49	75%	1%	-4%	9Weakest											
ENERGY - Oil & Gas Refining & Marketing	AE	Adams Resources & Energy Inc	95-59-49	34%	1%	-20%	9Weakest											
ENERGY - Oil & Gas Refining & Marketing	VVV	Valvoline	95-59-49	69%	1%	-14%	9Weakest											
ENERGY - Oil & Gas Refining & Marketing	WKC	World Kinect Corporation	95-59-49	4%	5%	-17%	9Weakest											



Strongest to Weakest stocks ratio is 52:17 (35% and 11% of total) 10/17/23 to 10/24/23.

Green Highlight: Strengthened

Red Highlight: Weakened

No Highlight: Unchanged

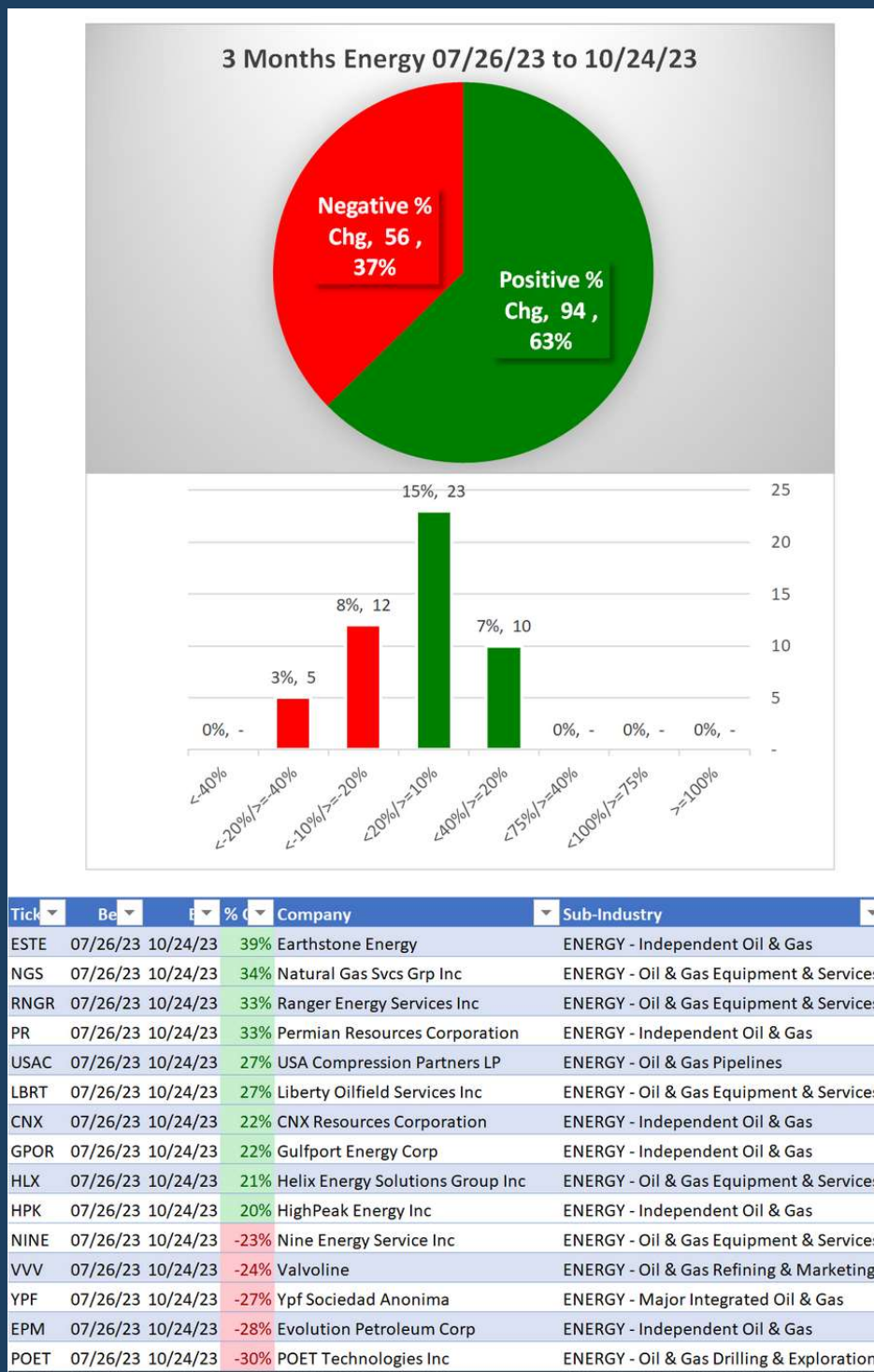
4

October 24, 2023

For educational purposes only. Not a stock or investment recommendation.

3. STRENGTH BY LOOKBACK PERIOD (with Best/Worst stocks)

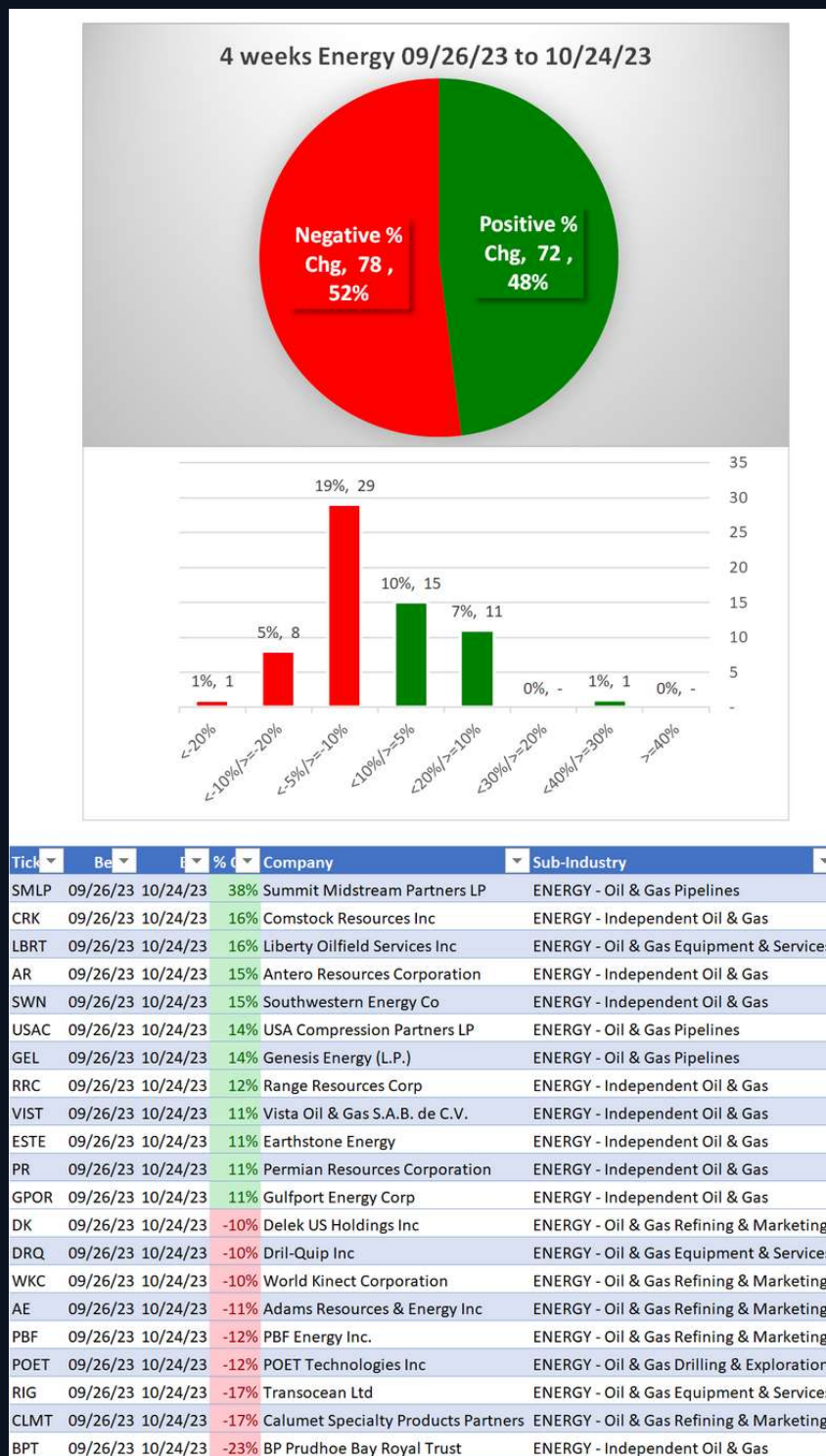
3A. Lookback 3 Months



10 stocks > +20% and 5 stocks < -20% (7% and 3% of total) 07/26/23 to 10/24/23.

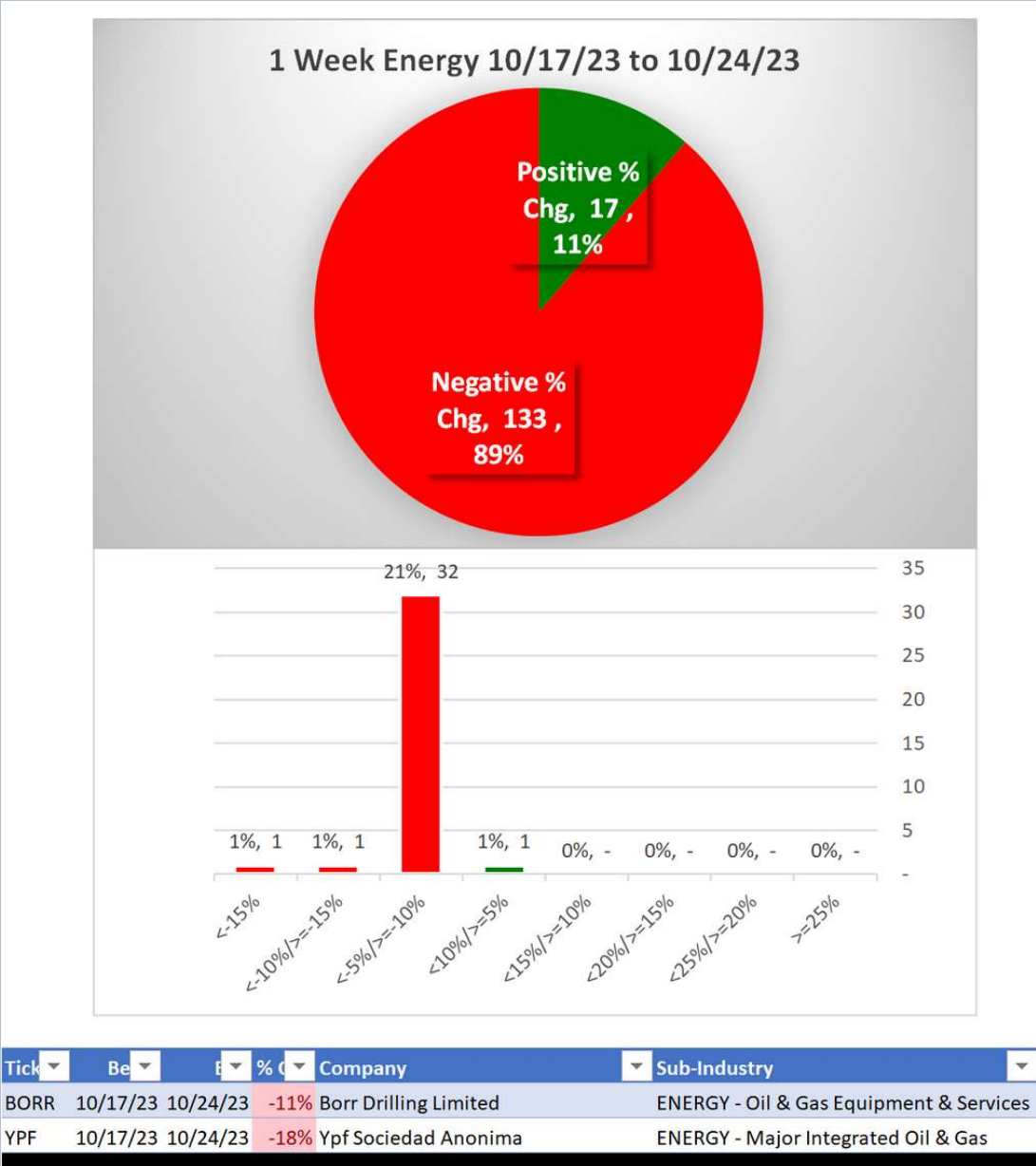
3. STRENGTH BY LOOKBACK PERIOD (with Best/Worst stocks)

3B. Lookback 4 Weeks



12 stocks >+10% and 9 stocks <-10% (8% and 6% of total) 09/26/23 to 10/24/23.

3. STRENGTH BY LOOKBACK PERIOD (with Best/Worst stocks)
3C. Lookback 1 Week



0 stocks > +10% and 2 stocks < -10% (0% and 1% of total) 10/17/23 to 10/24/23.