

Industry Status: Drugs

1 week 10/18/23 to 10/25/23								
9Weakest	8VWeak	7Weaker	6Weak	5Avg	4Strong	3Stronger	2VStrong	1Strongest
.	.	260 DRUGS
.	.	202 Biotechnology
.	.	13 Diagnostic Subst
.	<-Drug Deliv 4	<-Drug Deliv 4
.	.	.	13 Drug Mfr Maj
.	.	.	11 Drug Mfr Oth
.	.	<-Drug Related 6	<-Drug Related 6
.	.	11 Generic Drugs
.

October 25, 2023

UNCHANGED at **WEAKER** strength rating
(**7th** strongest of 9 levels)
previous move was **DOWN**
64% of stocks are rated Weakest

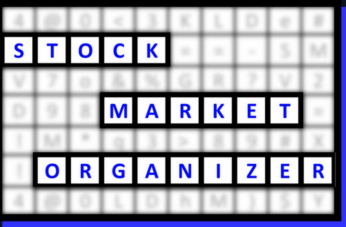


Table of Contents

1	1. INDUSTRY OVERVIEW	
		1A. Performance
		1B. Background
2	2. SUB-INDUSTRIES AND STOCK DETAIL	
		2A. Sub-Industries Overview
		2B. Sub-Industries 10-Week Strengthening Analysis
		2C. Stocks 1 Week Strongest and Weakest
5	3. STRENGTH BY LOOKBACK PERIOD (with Best/Worst stocks)	
		3A. Lookback 3 Months
		3B. Lookback 4 weeks
		3C. Lookback 1 Week

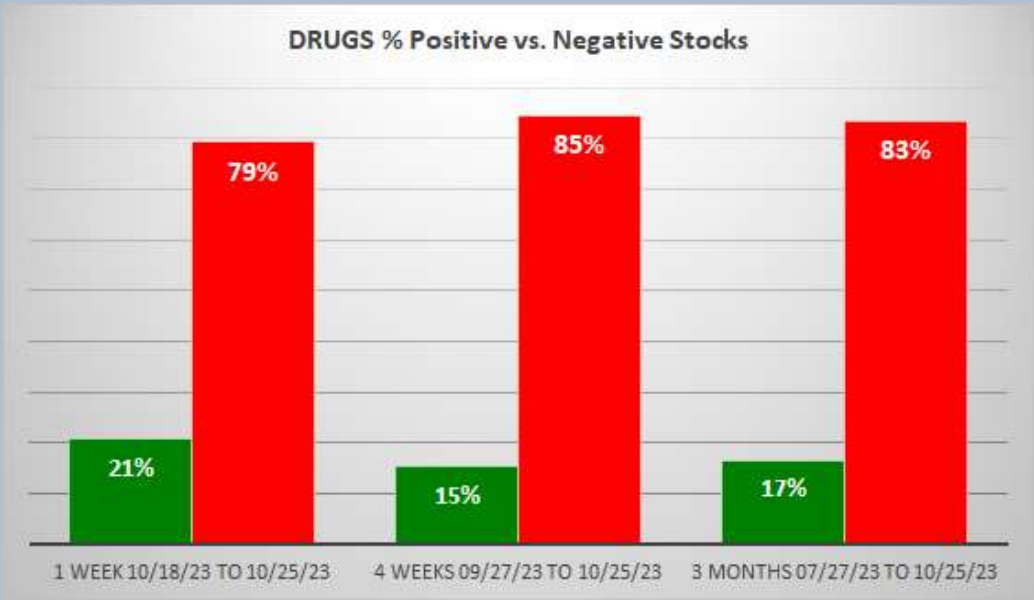
1. INDUSTRY OVERVIEW

1A. Performance

Past 10 Weeks Strengthening/Weakening week-by-week, per the following chart:

9Weakest	8VWeak	7Weaker	6Weak	5Avg	4Strong	3Stronger	2VStrong	1Strongest	Period
.	.	260 DRUGS	7 Days - 10/18/23 to 10/25/23
.	.	260 DRUGS	7 Days - 10/11/23 to 10/18/23
.	.	260 DRUGS	7 Days - 10/04/23 to 10/11/23
.	.	<-DRUGS 260	<-DRUGS 260	7 Days - 09/27/23 to 10/04/23
.	.	.	260 DRUGS	7 Days - 09/20/23 to 09/27/23
.	.	.	260 DRUGS	7 Days - 09/13/23 to 09/20/23
.	.	.	260 DRUGS	7 Days - 09/06/23 to 09/13/23
.	.	.	260 DRUGS	7 Days - 08/30/23 to 09/06/23
.	.	.	260 DRUGS	7 Days - 08/23/23 to 08/30/23
.	.	.	260 DRUGS	7 Days - 08/16/23 to 08/23/23

STRENGTHENING 1 Week vs. Mid- and Longer-Term // 1 week positive/negative stocks ratio is HIGHER than both 4 weeks and 3 Months, per the following chart:



1B. Background

Largest of 7 sub-industries (260 stocks, average 37):

- * Biotechnology (202 stocks)
- * Diagnostic Substances (13 stocks)
- * Drug Manufacturers – Major (13 stocks)

Top 10 by Market Capitalization:

LLY/Eli Lilly & Company, JNJ/Johnson & Johnson, MRK/Merck & Co, ABBV/AbbVie Inc, PFE/Pfizer Inc, AMGN/Amgen Inc, BMY/Bristol-Myers Squibb Co, GILD/Gilead Sciences Inc, VRTX/Vertex Pharmaceuticals Inc, REGN/Regeneron Pharm Inc

2. SUB-INDUSTRIES AND STOCKS DETAIL

2A. Sub-Industries Overview

Strengthened: 0/7 sub-industries

Weakened: 2/7 sub-industries

STRONGEST at Weak rating/6th strongest of 9 levels:

- * Drug Manufacturers – Major (13 stocks)
- * Drug Manufacturers – Other (11 stocks)

WEAKEST at Very Weak rating/8th strongest of 9 levels:

- * Drug Delivery (4 stocks)

2B. Sub-Industries 10-Week Strengthening Analysis

What: recent week-by-week strength changes for the industry and each underlying sub-industry

Why: objective measurement of strengthening and weakening enabling comparison within and across industries and sub-industries

INDUSTRY CURRENT PERIOD SUMMARY																	1 week 10/18/23 to 10/25/23									
Length - Begin/End	Industry/Sub-Industry	Period	#	Min	Avg	Max	Status	7Weakest	6VWeak	7Weaker	6Weak	5Avg	4Strong	3Stronger	2VStrong	1Strongest										
7 Days - 10/18/23 to 10/25/23	DRUGS	Period 1 of 10 (Current)	260	-36%	5%	37%	Unchanged			260 DRUGS																
7 Days - 10/18/23 to 10/25/23	DRUGS - Biotechnology	Period 1 of 10 (Current)	202	-36%	5%	37%	Unchanged			202 Biotechnology																
7 Days - 10/18/23 to 10/25/23	DRUGS - Diagnostic Substances	Period 1 of 10 (Current)	13	-11%	3%	12%	Unchanged			13 Diagnostic Subst																
7 Days - 10/18/23 to 10/25/23	DRUGS - Drug Delivery	Period 1 of 10 (Current)	4	-17%	2%	-7%	Weakened			<-Drug Deliv 4	<-Drug Deliv 4															
7 Days - 10/18/23 to 10/25/23	DRUGS - Drug Manufacturers - Major	Period 1 of 10 (Current)	13	-7%	2%	4%	Weakened									13 Drug Mfr Maj										
7 Days - 10/18/23 to 10/25/23	DRUGS - Drug Manufacturers - Other	Period 1 of 10 (Current)	11	-12%	5%	0%	Weakened									11 Drug Mfr Oth										
7 Days - 10/18/23 to 10/25/23	DRUGS - Drug Related Products	Period 1 of 10 (Current)	6	-21%	5%	4%	Weakened									<-Drug Related 6										
7 Days - 10/18/23 to 10/25/23	DRUGS - Drugs - Generic	Period 1 of 10 (Current)	11	-51%	7%	10%	Weakened									11 Generic Drugs										
7 Days - 10/18/23 to 10/25/23		Period 1 of 10 (Current)																								
PREVIOUS WEEKS (EDUCATIONAL PURPOSES ONLY/NOT A STOCK OR INVESTMENT RECOMMENDATION)																										
Length - Begin/End	Industry/Sub-Industry	Period	#	Min	Avg	Max	Status	7Weakest	6VWeak	7Weaker	6Weak	5Avg	4Strong	3Stronger	2VStrong	1Strongest										
7 Days - 10/18/23 to 10/25/23	DRUGS	Period 1 of 10 (Current)	260	-36%	5%	37%	Unchanged			260 DRUGS																
7 Days - 10/11/23 to 10/18/23	DRUGS	Period 2 of 10	260	-69%	6%	88%	Weakened			260 DRUGS																
7 Days - 10/04/23 to 10/11/23	DRUGS	Period 3 of 10	260	-63%	3%	33%	Unchanged			260 DRUGS																
7 Days - 09/27/23 to 10/04/23	DRUGS	Period 4 of 10	260	-52%	6%	40%	Weakened			<-DRUGS 260	<-DRUGS 260															
7 Days - 09/20/23 to 09/27/23	DRUGS	Period 5 of 10	260	-55%	2%	72%	Unchanged									260 DRUGS										
7 Days - 09/13/23 to 09/20/23	DRUGS	Period 6 of 10	260	-34%	5%	29%	Weakened									260 DRUGS										
7 Days - 09/06/23 to 09/13/23	DRUGS	Period 7 of 10	260	-24%	1%	72%	Unchanged									260 DRUGS										
7 Days - 08/30/23 to 09/06/23	DRUGS	Period 8 of 10	260	-28%	2%	20%	Weakened									260 DRUGS										
7 Days - 08/23/23 to 08/30/23	DRUGS	Period 9 of 10	260	-22%	0%	25%	Unchanged									260 DRUGS										
7 Days - 08/16/23 to 08/23/23	DRUGS	Period 10 of 10	260	-20%	2%	30%	Strengthened									260 DRUGS										
7 Days - 10/18/23 to 10/25/23	DRUGS - Biotechnology	Period 1 of 10 (Current)	202	-36%	5%	37%	Unchanged			202 Biotechnology																
7 Days - 10/11/23 to 10/18/23	DRUGS - Biotechnology	Period 2 of 10	202	-69%	6%	88%	Unchanged			202 Biotechnology																
7 Days - 10/04/23 to 10/11/23	DRUGS - Biotechnology	Period 3 of 10	202	-67%	3%	33%	Unchanged			202 Biotechnology																
7 Days - 09/27/23 to 10/04/23	DRUGS - Biotechnology	Period 4 of 10	202	-52%	6%	40%	Weakened			<-Biotechnology 202	<-Biotechnology 202															
7 Days - 09/20/23 to 09/27/23	DRUGS - Biotechnology	Period 5 of 10	202	-58%	2%	38%	Unchanged									202 Biotechnology										
7 Days - 09/13/23 to 09/20/23	DRUGS - Biotechnology	Period 6 of 10	202	-34%	5%	29%	Weakened									202 Biotechnology										
7 Days - 09/06/23 to 09/13/23	DRUGS - Biotechnology	Period 7 of 10	202	-24%	1%	72%	Weakened									202 Biotechnology										
7 Days - 08/30/23 to 09/06/23	DRUGS - Biotechnology	Period 8 of 10	202	-28%	2%	20%	Unchanged									202 Biotechnology										
7 Days - 08/23/23 to 08/30/23	DRUGS - Biotechnology	Period 9 of 10	202	-22%	0%	25%	Unchanged									202 Biotechnology										
7 Days - 08/16/23 to 08/23/23	DRUGS - Biotechnology	Period 10 of 10	202	-20%	2%	30%	Strengthened									202 Biotechnology										
7 Days - 10/18/23 to 10/25/23	DRUGS - Diagnostic Substances	Period 1 of 10 (Current)	13	-11%	3%	12%	Unchanged			13 Diagnostic Subst																
7 Days - 10/11/23 to 10/18/23	DRUGS - Diagnostic Substances	Period 2 of 10	13	-11%	3%	5%	Unchanged			13 Diagnostic Subst																
7 Days - 10/04/23 to 10/11/23	DRUGS - Diagnostic Substances	Period 3 of 10	13	-14%	2%	3%	Unchanged			13 Diagnostic Subst																
7 Days - 09/27/23 to 10/04/23	DRUGS - Diagnostic Substances	Period 4 of 10	13	-10%	3%	4%	Weakened			13 Diagnostic Subst																
7 Days - 09/20/23 to 09/27/23	DRUGS - Diagnostic Substances	Period 5 of 10	13	-9%	3%	2%	Weakened			<-Diagnostic Subst 1	<-Diagnostic Subst 1															
7 Days - 09/13/23 to 09/20/23	DRUGS - Diagnostic Substances	Period 6 of 10	13	-15%	7%	5%	Weakened									13 Diagnostic Subst										
7 Days - 09/06/23 to 09/13/23	DRUGS - Diagnostic Substances	Period 7 of 10	13	-7%	3%	5%	Weakened									<-Diagnostic Subst 1-Diagnostic Subst 1										
7 Days - 08/30/23 to 09/06/23	DRUGS - Diagnostic Substances	Period 8 of 10	13	-14%	2%	13%	Weakened									13 Diagnostic Subst										
7 Days - 08/23/23 to 08/30/23	DRUGS - Diagnostic Substances	Period 9 of 10	13	-6%	3%	9%	Strengthened									13 Diagnostic Subst										
7 Days - 08/16/23 to 08/23/23	DRUGS - Diagnostic Substances	Period 10 of 10	13	-2%	3%	14%	Strengthened									13 Diagnostic Subst										
7 Days - 10/18/23 to 10/25/23	DRUGS - Drug Delivery	Period 1 of 10 (Current)	4	-17%	2%	-7%	Weakened			<-Drug Deliv 4	<-Drug Deliv 4															
7 Days - 10/11/23 to 10/18/23	DRUGS - Drug Delivery	Period 2 of 10	4	-11%	2%	5%	Unchanged			4 Drug Deliv																
7 Days - 10/04/23 to 10/11/23	DRUGS - Drug Delivery	Period 3 of 10	4	-8%	0%	8%	Weakened			<-Drug Deliv 4	<-Drug Deliv 4															
7 Days - 09/27/23 to 10/04/23	DRUGS - Drug Delivery	Period 4 of 10	4	-6%	2%	-2%	Unchanged									4 Drug Deliv										
7 Days - 09/20/23 to 09/27/23	DRUGS - Drug Delivery	Period 5 of 10	4	-7%	5%	-2%	Weakened									<-Drug Deliv 4										
7 Days - 09/13/23 to 09/20/23	DRUGS - Drug Delivery	Period 6 of 10	4	-21%	6%	1%	Weakened									<-Drug Deliv 4										
7 Days - 09/06/23 to 09/13/23	DRUGS - Drug Delivery	Period 7 of 10	4	1%	3%	11%	Strengthened									<-Drug Deliv 4										
7 Days - 08/30/23 to 09/06/23	DRUGS - Drug Delivery	Period 8 of 10	4	-12%	3%	1%	Weakened									<-Drug Deliv 4										
7 Days - 08/23/23 to 08/30/23	DRUGS - Drug Delivery	Period 9 of 10	4	-5%	3%	4%	Strengthened									<-Drug Deliv 4										
7 Days - 08/16/23 to 08/23/23	DRUGS - Drug Delivery	Period 10 of 10	4	-1%	4%	2%	Weakened									<-Drug Deliv 4										
7 Days - 10/18/23 to 10/25/23	DRUGS - Drug Manufacturers - Major	Period 1 of 10 (Current)	13	-7%	2%	4%	Weakened									13 Drug Mfr Maj										
7 Days - 10/11/23 to 10/18/23	DRUGS - Drug Manufacturers - Major	Period 2 of 10	13	-10%	3%	0%	Weakened									13 Drug Mfr Maj										
7 Days - 10/04/23 to 10/11/23	DRUGS - Drug Manufacturers - Major	Period 3 of 10	13	-4%	3%	14%	Strengthened									13 Drug Mfr Maj										
7 Days - 09/27/23 to 10/04/23	DRUGS - Drug Manufacturers - Major	Period 4 of 10	13	-9%	3%	4%	Weakened									<-Drug Mfr Maj 13										
7 Days - 09/20/23 to 09/27/23	DRUGS - Drug Manufacturers - Major	Period 5 of 10	13	-33%	3%	72%	Strengthened									13 Drug Mfr Maj										
7 Days - 09/13/23 to 09/20/23	DRUGS - Drug Manufacturers - Major	Period 6 of 10	13	-7%	1%	9%	Weakened									<-Drug Mfr Maj 13										
7 Days - 09/06/23 to 09/13/23	DRUGS - Drug Manufacturers - Major	Period 7 of 10	13	-6%	3%	7%	Strengthened									13 Drug Mfr Maj										
7 Days - 08/30/23 to 09/06/23	DRUGS - Drug Manufacturers - Major	Period 8 of 10	13	-10%	1%	10%	Weakened									13 Drug Mfr Maj										
7 Days - 08/23/23 to 08/30/23	DRUGS - Drug Manufacturers - Major	Period 9 of 10	13	-5%	2%	16%	Weakened									<-Drug Mfr Maj 13										
7 Days - 08/16/23 to 08/23/23	DRUGS - Drug Manufacturers - Major	Period 10 of 10	13	-11%	1%	3%	Unchanged									13 Drug Mfr Maj										
7 Days - 10/18/23 to 10/25/23	DRUGS - Drug Manufacturers - Other	Period 1 of 10 (Current)	11	-12%	5%	0%	Weakened									11 Drug Mfr Oth										
7 Days - 10/11/23 to 10/18/23	DRUGS - Drug Manufacturers - Other	Period 2 of 10	11	-10%	1%	7%	Weakened									<-Drug Mfr Oth 11										
7 Days - 10/04/23 to 10/11/23	DRUGS - Drug Manufacturers - Other	Period 3 of 10	11	-4%	3%	12%	Unchanged									11 Drug Mfr Oth										
7 Days - 09/27/23 to 10/04/23	DRUGS - Drug Manufacturers - Other	Period 4 of 10	11	-20%	5%	12%	Weakened									11 Drug Mfr Oth										
7 Days - 09/20/23 to 09/27/23	DRUGS - Drug Manufacturers - Other	Period 5 of 10	11	-10%	1%	11%	Weakened									11 Drug Mfr Oth										
7 Days - 09/13/23 to 09/20/23	DRUGS - Drug Manufacturers - Other	Period 6 of 10	11	-4%	0%	5%	Weakened									11 Drug Mfr Oth										
7 Days - 09/06/23 to 09/13/23	DRUGS - Drug Manufacturers - Other	Period 7 of 10	11	-8%	1%	8%	Unchanged									11 Drug Mfr Oth										
7 Days - 08/30/23 to 09/06/23	DRUGS - Drug Manufacturers - Other	Period 8 of 10	11	-8%	4%	1%	Unchanged									11 Drug Mfr Oth										
7 Days - 08/23/23 to 08/30/23	DRUGS - Drug Manufacturers - Other	Period 9 of 10	11	-7%	3%	9%	Strengthened									11 Drug Mfr Oth										
7 Days - 08/16/23 to 08/23/23	DRUGS - Drug Manufacturers - Other	Period 10 of 10	11	-10%	3%	10%	Unchanged									11 Drug Mfr Oth										
7 Days - 10/18/23 to 10/25/23	DRUGS - Drug Related Products	Period 1 of 10 (Current)	6	-21%	5%	4%	Weakened									<-Drug Related 6										
7 Days - 10/11/23 to 10/18/23	DRUGS - Drug Related Products	Period 2 of 10	6	-1%	8%	10%	Strengthened									6 Drug Related										
7 Days - 10/04/23 to 10/11/23	DRUGS - Drug Related Products	Period 3 of 10	6	-2%	2%	8%	Unchanged									6 Drug Related										
7 Days - 09/27/23 to 10/04/23	DRUGS - Drug Related Products	Period 4 of 10	6	-5%	2%	0%	Weakened									<-Drug Related 6										
7 Days - 09/20/23 to 09/27/23	DRUGS - Drug Related Products	Period 5 of 10	6	-6%	1%	3%	Weakened									6 Drug Related										
7 Days - 09/13/23 to 09/20/23	DRUGS - Drug Related Products	Period 6 of 10	6	-10%	2%	1%	Strengthened									6 Drug Related										
7 Days - 09/06/23 to 09/13/23	DRUGS - Drug Related Products	Period 7 of 10	6	-2%	3%	13%	Weakened									6 Drug Related										
7 Days - 08/30/23 to 09/06/23	DRUGS - Drug Related Products	Period 8 of 10	6	-6%	2%	4%	Weakened									<-Drug Related 6										
7 Days - 08/23/23 to 08/30/23	DRUGS - Drug Related Products	Period 9 of 10	6	-16%	4%	2%	Weakened									<-Drug Related 6										
7 Days - 08/16/23 to 08/23/23	DRUGS - Drug Related Products	Period 10 of 10	6	-6%	2%	1%																				

2C. Stocks 1 Week Strongest and Weakest

What: stocks currently rated Strongest/Weakest (highest/lowest of 9 strength ratings)

Why: most interesting stocks for available capital because

- the Strongest have the least amount of overhead supply to dampen breakouts while
- the Weakest may be prone to volatility, subject to big pops from bottom-fishing and short-covering BUT ALSO to bigger and faster falls.

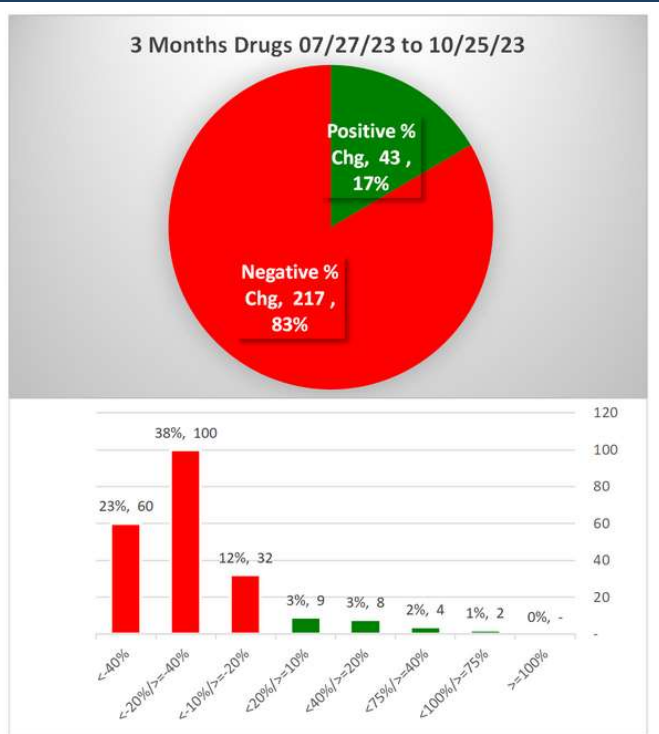
(Not guaranteed and not a recommendation – weak stocks in weakening sub-industries may be better shorts than high-flyers.)

STOCK DETAIL (EDUCATIONAL PURPOSES ONLY/NOT FINANCIAL ADVICE)										1 week 10/18/23 to 10/25/23								
Sub-Industry	Ticker	Company	ID1	ID2	% Chg	ID3	Status	1Weakest	2Weakest	3Weakest	4Weakest	5Avg	6Strong	7Stronger	8Stronger	9Strongest		
DRUGS - Diagnostic Substances	VREX	Varex Imaging Corporation	95-75-75	30%	-2%	12%	9Weakest	VREX										
DRUGS - Diagnostic Substances	FLGT	Fulgent Genetics Inc	95-75-75	12%	-2%	26%	9Weakest	FLGT										
DRUGS - Diagnostic Substances	NEOG	Neogen Corp	99-75-75	11%	-3%	23%	9Weakest	<--NEOG	<--NEOG	<--NEOG								
DRUGS - Diagnostic Substances	CSTL	Castle Biosciences Inc	95-75-75	13%	-3%	37%	9Weakest	CSTL										
DRUGS - Diagnostic Substances	IDXX	IDEXX Laboratories Inc	99-75-75	44%	-3%	14%	9Weakest	<--IDXX	<--IDXX	<--IDXX								
DRUGS - Diagnostic Substances	TXG	10x Genomics Inc	99-75-75	18%	-7%	26%	9Weakest	<--TXG	<--TXG	<--TXG								
DRUGS - Diagnostic Substances	QDEL	QuidelOrtho Corporation	95-75-75	5%	-7%	23%	9Weakest	QDEL										
DRUGS - Diagnostic Substances	MDGL	Madrigal Pharmaceuticals Inc	95-75-75	26%	-9%	47%	9Weakest	MDGL										
DRUGS - Drug Delivery	PETS	PetMed Express Inc	95-89-75	0%	-7%	37%	9Weakest	PETS										
DRUGS - Drug Delivery	ALKS	Alkermes Inc	99-89-75	43%	-14%	19%	9Weakest	<--ALKS	<--ALKS	<--ALKS								
DRUGS - Drug Manufacturers - Major	HCM	HUTCHMED (China) Limited	15-69-75	28%	4%	17%	1Strongest										HCM	
DRUGS - Drug Manufacturers - Major	LLY	Eli Lilly & Company	15-69-75	94%	-3%	33%	1Strongest										LLY	
DRUGS - Drug Manufacturers - Major	TVTX	Traverse Therapeutics Inc	95-69-75	1%	2%	59%	9Weakest	TVTX										
DRUGS - Drug Manufacturers - Major	MRK	Merck & Co	95-69-75	73%	2%	-5%	9Weakest	MRK										
DRUGS - Drug Manufacturers - Major	BMJ	Bristol-Myers Squibb Co	95-69-75	36%	0%	13%	9Weakest	BMJ										
DRUGS - Drug Manufacturers - Major	JNJ	Johnson & Johnson	99-69-75	54%	-1%	-6%	9Weakest	<--JNJ	<--JNJ									
DRUGS - Drug Manufacturers - Major	PFE	Pfizer Inc	95-69-75	11%	-2%	20%	9Weakest	PFE										
DRUGS - Drug Manufacturers - Major	ITCI	Intra-Cellular Therapies Inc	95-69-75	70%	-7%	14%	9Weakest	ITCI										
DRUGS - Drug Manufacturers - Major	PCRX	Pacira Pharmaceuticals Inc	95-69-75	0%	-7%	29%	9Weakest	PCRX										
DRUGS - Drug Manufacturers - Other	IONS	Ionis Pharmaceuticals Inc	15-69-75	31%	-4%	12%	1Strongest										IONS	
DRUGS - Drug Manufacturers - Other	SNDR	Syndax Pharmaceuticals Inc	95-69-75	30%	0%	42%	9Weakest	SNDR										
DRUGS - Drug Manufacturers - Other	UTHR	United Therapeutics Corp	99-69-75	73%	-3%	-3%	9Weakest	<--UTHR	<--UTHR	<--UTHR								
DRUGS - Drug Manufacturers - Other	DRRX	Durect Corporation	95-69-75	0%	-9%	46%	9Weakest	DRRX										
DRUGS - Drug Manufacturers - Other	CLT	Catalent Inc	95-69-75	7%	-12%	22%	9Weakest	CLT										
DRUGS - Drug Related Products	NATR	Natures Sunshine Products	15-79-75	85%	4%	37%	1Strongest											
DRUGS - Drug Related Products	PRPH	Prophase Labs Inc	95-79-75	22%	-2%	36%	9Weakest	PRPH										NATR
DRUGS - Drug Related Products	PRGO	Perigee Co PLC	95-79-75	0%	-3%	16%	9Weakest	PRGO										
DRUGS - Drug Related Products	HLF	Herbalife	99-79-75	6%	-7%	7%	9Weakest	<--HLF	<--HLF	<--HLF	<--HLF	<--HLF	<--HLF	<--HLF	<--HLF	<--HLF		
DRUGS - Drugs - Generic	USNA	Usana Health Science Inc	99-79-75	0%	-21%	26%	9Weakest	<--USNA	<--USNA	<--USNA								
DRUGS - Drugs - Generic	IOVA	Iovance Biotherapeutics Inc	95-79-75	1%	10%	44%	9Weakest	IOVA										
DRUGS - Drugs - Generic	COLL	Collegium Pharmaceutical Inc	95-79-75	59%	1%	-8%	9Weakest	COLL										
DRUGS - Drugs - Generic	EGRX	Eagle Pharmaceuticals Inc	95-79-75	1%	-1%	40%	9Weakest	EGRX										
DRUGS - Drugs - Generic	CPRX	Catalyst Pharmaceuticals Inc	99-79-75	57%	-3%	10%	9Weakest	<--CPRX	<--CPRX	<--CPRX								
DRUGS - Drugs - Generic	VTRS	Viartis Inc	95-79-75	48%	-4%	12%	9Weakest	VTRS										
DRUGS - Drugs - Generic	LGND	Ligand Pharmaceuticals B	95-79-75	0%	-7%	28%	9Weakest	LGND										
DRUGS - Drugs - Generic	SUPN	Supernus Pharmaceuticals Inc	95-79-75	32%	-8%	31%	9Weakest	SUPN										
DRUGS - Drugs - Generic	KPTI	Karyopharm Therapeutics Inc	95-79-75	0%	-31%	56%	9Weakest	KPTI										

Strongest to Weakest stocks ratio is 15:167 (6% and 64% of total) 10/18/23 to 10/25/23.
Stock listings above exclude Biotechnology (11 Strongest stocks and 134 Weakest stocks).

3. STRENGTH BY LOOKBACK PERIOD (with Best/Worst stocks)

3A. Lookback 3 Months



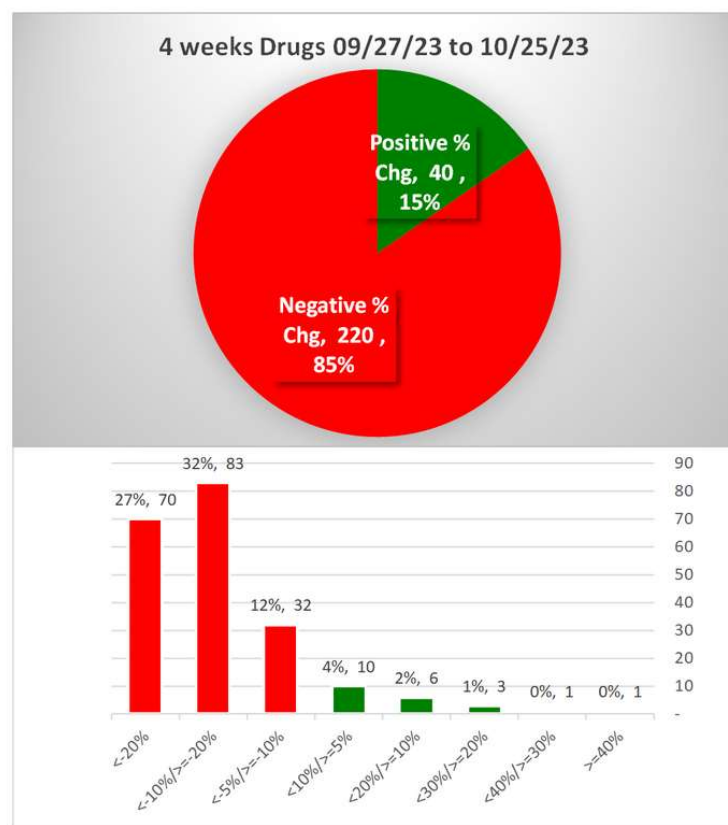
Tick	Be	E	%	Company	Sub-Industry
MRTX	07/27/23	10/25/23	93%	Mirati Therapeutics Inc	DRUGS - Biotechnology
ICPT	07/27/23	10/25/23	81%	Intercept Pharmaceuticals	DRUGS - Drug Manufacturers - Major
CRNX	07/27/23	10/25/23	54%	Crinetics Pharmaceuticals Inc	DRUGS - Biotechnology
BHVN	07/27/23	10/25/23	50%	Biohaven Pharmaceutical Holding Co	DRUGS - Biotechnology
APLS	07/27/23	10/25/23	48%	Apellis Pharmaceuticals Inc	DRUGS - Biotechnology
WVE	07/27/23	10/25/23	45%	Wave Life Sciences Ltd	DRUGS - Biotechnology
NATR	07/27/23	10/25/23	37%	Natures Sunshine Products	DRUGS - Drug Related Products
SRRK	07/27/23	10/25/23	32%	Scholar Rock Holding Corporation	DRUGS - Biotechnology
LLY	07/27/23	10/25/23	29%	Eli Lilly & Company	DRUGS - Drug Manufacturers - Major
CBAY	07/27/23	10/25/23	29%	CymaBay Therapeutics Inc	DRUGS - Biotechnology
RYTM	07/27/23	10/25/23	26%	Rhythm Pharmaceuticals Inc	DRUGS - Biotechnology
INSM	07/27/23	10/25/23	25%	Insmid Inc	DRUGS - Biotechnology
HCM	07/27/23	10/25/23	24%	HUTCHMED (China) Limited	DRUGS - Drug Manufacturers - Major
IDYA	07/27/23	10/25/23	24%	IDEAYA Biosciences Inc	DRUGS - Biotechnology

PRLD	07/27/23	10/25/23	-50%	Prelude Therapeutics Incorporated	DRUGS - Biotechnology
SANA	07/27/23	10/25/23	-51%	Sana Biotechnology Inc	DRUGS - Biotechnology
ACET	07/27/23	10/25/23	-51%	Adicet Bio Inc	DRUGS - Biotechnology
ACRS	07/27/23	10/25/23	-51%	ACLARIS THERAPEUTICS INC	DRUGS - Biotechnology
ENTA	07/27/23	10/25/23	-52%	Enanta Pharmaceuticals	DRUGS - Biotechnology
KOD	07/27/23	10/25/23	-52%	Kodiak Sciences Inc	DRUGS - Biotechnology
SDGR	07/27/23	10/25/23	-52%	Schrodinger Inc	DRUGS - Biotechnology
KPTI	07/27/23	10/25/23	-52%	Karyopharm Therapeutics Inc	DRUGS - Drugs - Generic
CDXS	07/27/23	10/25/23	-52%	Codexis Inc	DRUGS - Biotechnology
ALVR	07/27/23	10/25/23	-53%	AlloVir Inc	DRUGS - Biotechnology
ETNB	07/27/23	10/25/23	-54%	89bio Inc	DRUGS - Biotechnology
IGMS	07/27/23	10/25/23	-55%	IGM Biosciences Inc	DRUGS - Biotechnology
FATE	07/27/23	10/25/23	-56%	Fate Therapeutics Inc	DRUGS - Biotechnology
IMAB	07/27/23	10/25/23	-57%	I-MAB	DRUGS - Biotechnology
IFRX	07/27/23	10/25/23	-57%	InflaRx N.V	DRUGS - Biotechnology
TVTX	07/27/23	10/25/23	-58%	Traverse Therapeutics Inc	DRUGS - Drug Manufacturers - Major
RPTX	07/27/23	10/25/23	-59%	Repare Therapeutics Inc	DRUGS - Biotechnology
TNYA	07/27/23	10/25/23	-59%	Tenaya Therapeutics Inc	DRUGS - Biotechnology
FHTX	07/27/23	10/25/23	-60%	Foghorn Therapeutics Inc	DRUGS - Biotechnology
CARA	07/27/23	10/25/23	-60%	Cara Therapeutics Inc	DRUGS - Biotechnology
ALLK	07/27/23	10/25/23	-61%	Allakos Inc	DRUGS - Biotechnology
NGM	07/27/23	10/25/23	-61%	NGM Biopharmaceuticals Inc	DRUGS - Biotechnology
CCCC	07/27/23	10/25/23	-62%	C4 Therapeutics Inc	DRUGS - Biotechnology
MORF	07/27/23	10/25/23	-62%	Morphic Holding Inc	DRUGS - Biotechnology
RVNC	07/27/23	10/25/23	-63%	Revance Therapeutics Inc	DRUGS - Biotechnology
TGTX	07/27/23	10/25/23	-65%	TG Therapeutics Inc	DRUGS - Biotechnology
MCRB	07/27/23	10/25/23	-69%	Seres Therapeutics Inc	DRUGS - Biotechnology
EBS	07/27/23	10/25/23	-69%	Emergent BioSolutions Inc	DRUGS - Biotechnology
NSTG	07/27/23	10/25/23	-69%	NanoString Technologies Inc.	DRUGS - Biotechnology
BTAI	07/27/23	10/25/23	-70%	BioXcel Therapeutics Inc	DRUGS - Biotechnology
AKRO	07/27/23	10/25/23	-71%	Akero Therapeutics	DRUGS - Biotechnology
FGEN	07/27/23	10/25/23	-71%	FibroGen Inc	DRUGS - Biotechnology
OMER	07/27/23	10/25/23	-74%	Omeros Corporation	DRUGS - Biotechnology
ARQT	07/27/23	10/25/23	-76%	Arcutis Biotherapeutics Inc	DRUGS - Biotechnology
ALDX	07/27/23	10/25/23	-80%	Aldeyra Therapeutics Inc	DRUGS - Biotechnology

14 stocks >+20% and 160 stocks <-20% (5% and 62% of total) 07/27/23 to 10/25/23.
Detailed stock listing above includes positive stocks and negative stocks falling at least 50%.

3. STRENGTH BY LOOKBACK PERIOD (with Best/Worst stocks)

3B. Lookback 4 Weeks

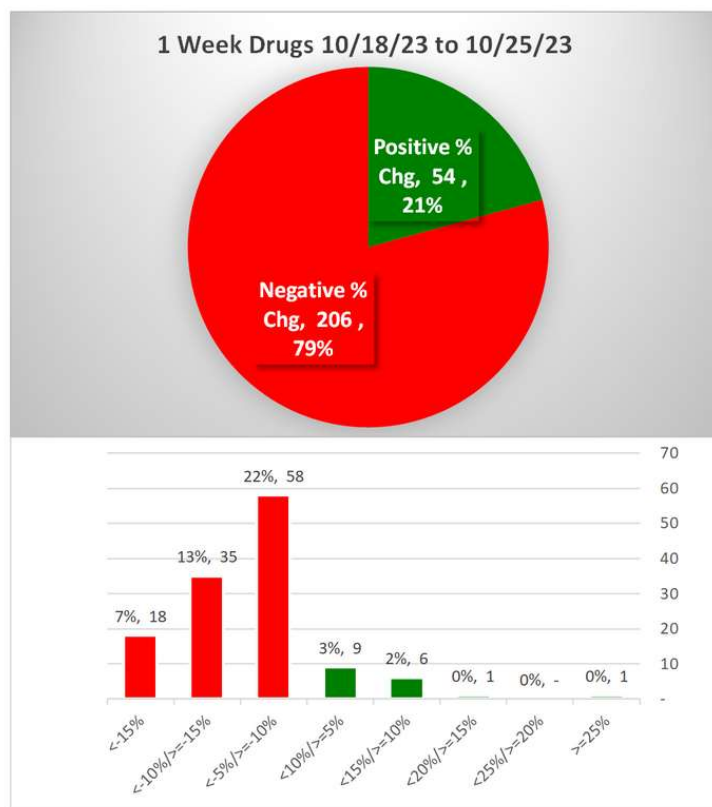


ALPN	09/27/23	10/25/23	-25%	Alpine Immune Sciences Inc	DRUGS - Biotechnology
URGN	09/27/23	10/25/23	-25%	UroGen Pharma Ltd	DRUGS - Biotechnology
TWST	09/27/23	10/25/23	-25%	Twist Bioscience Corporation	DRUGS - Diagnostic Substances
OCUL	09/27/23	10/25/23	-26%	Ocular Therapeutix Inc	DRUGS - Biotechnology
OCUP	09/27/23	10/25/23	-27%	Ocuphire Pharma Inc	DRUGS - Biotechnology
CARA	09/27/23	10/25/23	-27%	Cara Therapeutics Inc	DRUGS - Biotechnology
ALLK	09/27/23	10/25/23	-27%	Allakos Inc	DRUGS - Biotechnology
CHRS	09/27/23	10/25/23	-27%	Coherus BioSciences	DRUGS - Biotechnology
RLAY	09/27/23	10/25/23	-27%	Relay Therapeutics Inc	DRUGS - Biotechnology
BCRX	09/27/23	10/25/23	-27%	BioCryst Pharmaceuticals Inc	DRUGS - Biotechnology
AKYA	09/27/23	10/25/23	-27%	Akoya Biosciences Inc	DRUGS - Biotechnology
TNYA	09/27/23	10/25/23	-28%	Tenaya Therapeutics Inc	DRUGS - Biotechnology
KOD	09/27/23	10/25/23	-29%	Kodiak Sciences Inc	DRUGS - Biotechnology
SANA	09/27/23	10/25/23	-29%	Sana Biotechnology Inc	DRUGS - Biotechnology
ARVN	09/27/23	10/25/23	-29%	Arvinas Inc	DRUGS - Biotechnology
VRNA	09/27/23	10/25/23	-30%	Verona Pharma	DRUGS - Biotechnology
ACRS	09/27/23	10/25/23	-30%	ACLARIS THERAPEUTICS INC	DRUGS - Biotechnology
ARCT	09/27/23	10/25/23	-30%	Arcturus Therapeutics Ltd	DRUGS - Biotechnology
RVMD	09/27/23	10/25/23	-31%	Revolution Medicines Inc	DRUGS - Biotechnology
EYEN	09/27/23	10/25/23	-32%	Eyenovia Inc	DRUGS - Biotechnology
RAPT	09/27/23	10/25/23	-32%	RAPT Therapeutics	DRUGS - Biotechnology
RVNC	09/27/23	10/25/23	-32%	Revance Therapeutics Inc	DRUGS - Biotechnology
PRLD	09/27/23	10/25/23	-33%	Prelude Therapeutics Incorporated	DRUGS - Biotechnology
VERA	09/27/23	10/25/23	-34%	Vera Therapeutics Inc	DRUGS - Biotechnology
LRMR	09/27/23	10/25/23	-35%	Larimar Therapeutics Inc	DRUGS - Biotechnology
IFRX	09/27/23	10/25/23	-35%	InflaRx N.V.	DRUGS - Biotechnology
MRVI	09/27/23	10/25/23	-35%	Maravai LifeSciences Holdings Inc	DRUGS - Biotechnology
CDMO	09/27/23	10/25/23	-35%	Avid Bioservices Inc	DRUGS - Biotechnology
EBS	09/27/23	10/25/23	-36%	Emergent BioSolutions Inc	DRUGS - Biotechnology
ALVR	09/27/23	10/25/23	-39%	AlloVir Inc	DRUGS - Biotechnology
KPTI	09/27/23	10/25/23	-41%	Karyopharm Therapeutics Inc	DRUGS - Drugs - Generic
MCRB	09/27/23	10/25/23	-42%	Seres Therapeutics Inc	DRUGS - Biotechnology
HRMY	09/27/23	10/25/23	-42%	Harmony Biosciences Holdings Inc	DRUGS - Biotechnology
IGMS	09/27/23	10/25/23	-43%	IGM Biosciences Inc	DRUGS - Biotechnology
ATXS	09/27/23	10/25/23	-44%	Astria Therapeutics Inc	DRUGS - Biotechnology
FGEN	09/27/23	10/25/23	-45%	FibroGen Inc	DRUGS - Biotechnology
FHTX	09/27/23	10/25/23	-46%	Foghorn Therapeutics Inc	DRUGS - Biotechnology
CAPR	09/27/23	10/25/23	-53%	Capricor Therapeutics Inc	DRUGS - Biotechnology
ETNB	09/27/23	10/25/23	-54%	89bio Inc	DRUGS - Biotechnology
ARQT	09/27/23	10/25/23	-57%	Arcutis Biotherapeutics Inc	DRUGS - Biotechnology
OMER	09/27/23	10/25/23	-61%	Omeros Corporation	DRUGS - Biotechnology
RPTX	09/27/23	10/25/23	-71%	Repare Therapeutics Inc	DRUGS - Biotechnology
ALDX	09/27/23	10/25/23	-75%	Aldeyra Therapeutics Inc	DRUGS - Biotechnology
AKRO	09/27/23	10/25/23	-75%	Akero Therapeutics	DRUGS - Biotechnology

11 stocks >+10% and 153 stocks <-10% (4% and 59% of total) 09/27/23 to 10/25/23.
Detailed stock listing above includes positive stocks and negative stocks falling at least 25%.

3. STRENGTH BY LOOKBACK PERIOD (with Best/Worst stocks)

3C. Lookback 1 Week



ARCT	10/18/23	10/25/23	-12%	Arcturus Therapeutics Ltd	DRUGS - Biotechnology
MRVI	10/18/23	10/25/23	-12%	Maravai LifeSciences Holdings Inc	DRUGS - Biotechnology
PRTA	10/18/23	10/25/23	-12%	Prothena Corporation plc	DRUGS - Biotechnology
ACRS	10/18/23	10/25/23	-12%	ACLARIS THERAPEUTICS INC	DRUGS - Biotechnology
ZNTL	10/18/23	10/25/23	-12%	Zentalis Pharmaceuticals Inc	DRUGS - Biotechnology
PACB	10/18/23	10/25/23	-12%	Pacific Biosciences	DRUGS - Biotechnology
CTLT	10/18/23	10/25/23	-12%	Catalent Inc	DRUGS - Drug Manufacturers - Other
OCUP	10/18/23	10/25/23	-13%	Ocuphire Pharma Inc	DRUGS - Biotechnology
RGEN	10/18/23	10/25/23	-13%	Repligen Corp	DRUGS - Biotechnology
ALPN	10/18/23	10/25/23	-13%	Alpine Immune Sciences Inc	DRUGS - Biotechnology
CARA	10/18/23	10/25/23	-13%	Cara Therapeutics Inc	DRUGS - Biotechnology
PRLD	10/18/23	10/25/23	-13%	Prelude Therapeutics Incorporated	DRUGS - Biotechnology
KALV	10/18/23	10/25/23	-13%	KalVista Pharmaceuticals Inc	DRUGS - Drugs - Generic
EYEN	10/18/23	10/25/23	-13%	Eyenovia Inc	DRUGS - Biotechnology
ATXS	10/18/23	10/25/23	-13%	Astria Therapeutics Inc	DRUGS - Biotechnology
AKRO	10/18/23	10/25/23	-13%	Akero Therapeutics	DRUGS - Biotechnology
ALLO	10/18/23	10/25/23	-14%	Allogene Therapeutics Inc	DRUGS - Biotechnology
ALKS	10/18/23	10/25/23	-14%	Alkermes Inc	DRUGS - Drug Delivery
HRMY	10/18/23	10/25/23	-14%	Harmony Biosciences Holdings Inc	DRUGS - Biotechnology
NGM	10/18/23	10/25/23	-15%	NGM Biopharmaceuticals Inc	DRUGS - Biotechnology
RLAY	10/18/23	10/25/23	-15%	Relay Therapeutics Inc	DRUGS - Biotechnology
ACET	10/18/23	10/25/23	-15%	Adicet Bio Inc	DRUGS - Biotechnology
ALVR	10/18/23	10/25/23	-16%	AlloVir Inc	DRUGS - Biotechnology
EYPT	10/18/23	10/25/23	-17%	EyePoint Pharmaceuticals Inc	DRUGS - Drug Delivery
SCYX	10/18/23	10/25/23	-18%	SCYNEXIS Inc	DRUGS - Drugs - Generic
CHRS	10/18/23	10/25/23	-19%	Coherus BioSciences	DRUGS - Biotechnology
STRO	10/18/23	10/25/23	-20%	Sutro Biopharma Inc	DRUGS - Biotechnology
OMER	10/18/23	10/25/23	-20%	Omeros Corporation	DRUGS - Biotechnology
IFRX	10/18/23	10/25/23	-20%	InflaRx N.V.	DRUGS - Biotechnology
USNA	10/18/23	10/25/23	-21%	Usana Health Science Inc	DRUGS - Drug Related Products
NSTG	10/18/23	10/25/23	-22%	NanoString Technologies Inc.	DRUGS - Biotechnology
RPTX	10/18/23	10/25/23	-24%	Repare Therapeutics Inc	DRUGS - Biotechnology
MRSN	10/18/23	10/25/23	-24%	Mersana Therapeutics Inc	DRUGS - Biotechnology
ARQT	10/18/23	10/25/23	-26%	Arcutis Biotherapeutics Inc	DRUGS - Biotechnology
CCCC	10/18/23	10/25/23	-27%	C4 Therapeutics Inc	DRUGS - Biotechnology
KPTI	10/18/23	10/25/23	-31%	Karyopharm Therapeutics Inc	DRUGS - Drugs - Generic
RVMD	10/18/23	10/25/23	-34%	Revolution Medicines Inc	DRUGS - Biotechnology
NKTX	10/18/23	10/25/23	-36%	Nkarta Inc	DRUGS - Biotechnology

8 stocks >+10% and 53 stocks <-10% (3% and 20% of total) 10/18/23 to 10/25/23.

7

October 25, 2023

For educational purposes only. Not a stock or investment recommendation.