



Industry Status: Banking

1 week 10/20/23 to 10/27/23								
9Weakest	8VWeak	7Weaker	6Weak	5Avg	4Strong	3Stronger	2VStrong	1Strongest
.	.	283 BANKING
.	.	5 Foreign Regnl->	5 Foreign Regnl->
.	.	24 Money Ctr
.	34 Mid-Atlantic->	34 Mid-Atlantic->
28 Midwest->	28 Midwest->
.	.	96 Northeast
.	33 Pacific->	33 Pacific->
.	15 Southeast
17 Southwest
31 S&Ls->	31 S&Ls->

October 27, 2023

UNCHANGED at **WEAKER** strength rating
(**7th** strongest of 9 levels)
previous move was **DOWN**

73% stocks rated Weakest, 5 of 8 sub-industries Strengthened

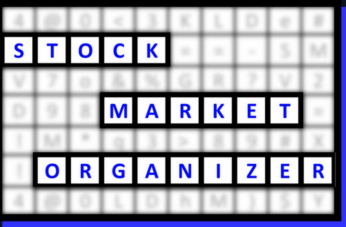


Table of Contents

1	1. INDUSTRY OVERVIEW	
		1A. Performance
		1B. Background
2	2. SUB-INDUSTRIES AND STOCK DETAIL	
		2A. Sub-Industries Overview
		2B. Sub-Industries 10-Week Strengthening Analysis
		2C. Stocks 1 Week Strongest and Weakest
7	3. STRENGTH BY LOOKBACK PERIOD (with Best/Worst stocks)	
		3A. Lookback 3 Months
		3B. Lookback 4 weeks
		3C. Lookback 1 Week

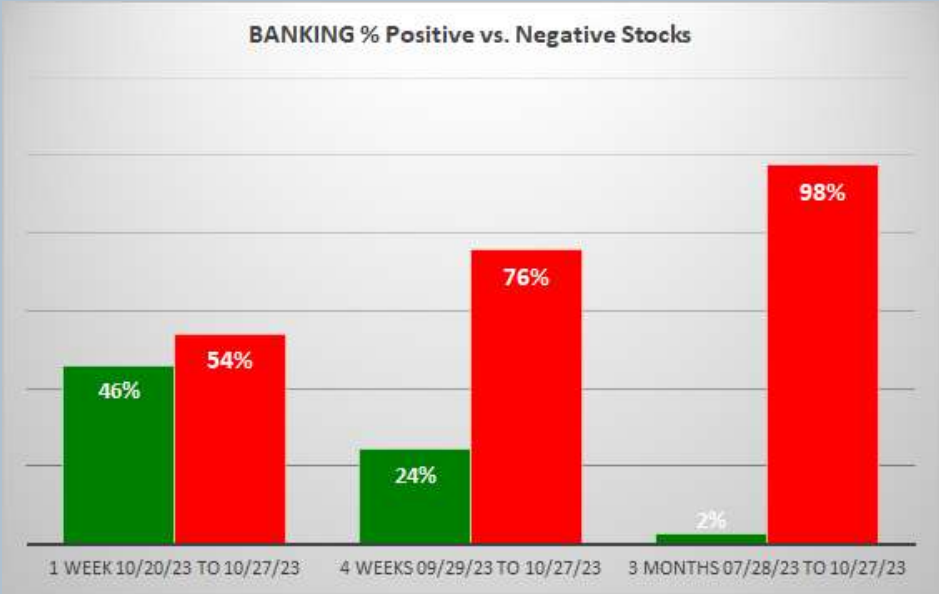
1. INDUSTRY OVERVIEW

1A. Performance

Past 10 Weeks Strengthening/Weakening week-by-week, per the following chart:

9Weakest	8VWeak	7Weaker	6Weak	5Avg	4Strong	3Stronger	2VStrong	1Strongest	Period
.	.	283 BANKING	7 Days - 10/20/23 to 10/27/23
.	.	283 BANKING	7 Days - 10/13/23 to 10/20/23
.	.	283 BANKING	7 Days - 10/06/23 to 10/13/23
.	.	283 BANKING	7 Days - 09/29/23 to 10/06/23
.	.	283 BANKING	7 Days - 09/22/23 to 09/29/23
.	.	283 BANKING	7 Days - 09/15/23 to 09/22/23
.	.	283 BANKING	7 Days - 09/08/23 to 09/15/23
.	.	<-BANKING 283	<-BANKING 283	7 Days - 09/01/23 to 09/08/23
.	.	283 BANKING->	283 BANKING->	7 Days - 08/25/23 to 09/01/23
.	.	<-BANKING 283	<-BANKING 283	7 Days - 08/18/23 to 08/25/23

STRENGTHENING 1 Week vs. Mid- and Longer-Term // 1 week positive/negative stocks ratio is HIGHER than both 4 weeks and 3 Months, per the following chart:



1B. Background

Largest of 9 sub-industries (283 stocks, average 31):

- * Regional – Northeast Banks (96 stocks)
- * Regional – Mid-Atlantic Banks (34 stocks)
- * Regional – Pacific Banks (33 stocks)
- * Savings & Loans (31 stocks)
- * Regional – Midwest Banks (28 stocks)

Top 10 by Market Capitalization:

JPM/JPMorgan Chase and Co, BAC/Bank Of America Corp, HSBC/Hsbc Holdings Plc, WFC/Wells Fargo & Company, RY/Royal Bank Of Canada, TD/Toronto Dominion Bank (The), C/Citigroup, MUFG/Mitsubishi UFJ Financial Group Inc. ADS, SAN/Banco Santander SA, BMO/Bank Of Montreal

2. SUB-INDUSTRIES AND STOCKS DETAIL

2A. Sub-Industries Overview

Strengthened: 5/9 sub-industries

Weakened: 0/9 sub-industries

STRONGEST at Weak rating/6th strongest of 9 levels:

- * Foreign Regional Banks (5 stocks)

WEAKEST at Weakest rating/9th strongest of 9 levels:

- * Regional – Southwest Banks (17 stocks)

Why: objective measurement of strengthening and weakening enabling comparison within and across industries and sub-industries

For educational purposes only. Not a stock or investment recommendation.

2C. Stocks 1 Week Strongest and Weakest

What: stocks currently rated Strongest/Weakest (highest/lowest of 9 strength ratings)

Why: most interesting stocks for available capital because

- the Strongest have the least amount of overhead supply to dampen breakouts while
- the Weakest may be prone to volatility, subject to big pops from bottom-fishing and short-covering BUT ALSO to bigger and faster falls.

(Not guaranteed and not a recommendation – weak stocks in weakening sub-industries may be better shorts than high-flyers.)

STOCK DETAIL (EDUCATIONAL PURPOSES ONLY/NOT FINANCIAL ADVICE)								1 week 10/20/23 to 10/27/23								
Sub-Industry	Ticker	Company	ID1	ID2	% Chg	ID3	Status	9Weakest	8VWeak	7Weaker	6Weak	5Avg	4Strong	3Stronger	2VStrong	1Strongest
BANKING - Foreign Regional Banks	RY	Royal Bank Of Canada	95-61-75	41%	-3%	17%	9Weakest	RY								
BANKING - Foreign Regional Banks	IFS	Intercontinental Financial Services Inc	95-61-75	3%	-4%	18%	9Weakest	IFS								
BANKING - Money Center Banks	BAP	Credicorp Ltd	95-75-75	21%	1%	-9%	9Weakest	BAP								
BANKING - Money Center Banks	KEY	Keycorp	95-75-75	9%	0%	20%	9Weakest	KEY								
BANKING - Money Center Banks	PNC	Pnc Financial Svcs Grp	95-75-75	21%	-1%	15%	9Weakest	PNC								
BANKING - Money Center Banks	HOMB	Home BancShares Inc	95-75-75	54%	-2%	10%	9Weakest	HOMB								
BANKING - Money Center Banks	CM	Canadian Impri Bnk Of Co	95-75-75	27%	-2%	17%	9Weakest	CM								
BANKING - Money Center Banks	BNS	Bank Of Nova Scotia (the)	95-75-75	18%	-3%	18%	9Weakest	BNS								
BANKING - Money Center Banks	C	Citigroup	95-75-75	6%	-4%	17%	9Weakest	C								
BANKING - Money Center Banks	WFC	Wells Fargo & Company	95-75-75	46%	-4%	-8%	9Weakest	WFC								
BANKING - Money Center Banks	BMO	Bank Of Montreal	95-75-75	42%	-4%	17%	9Weakest	BMO								
BANKING - Money Center Banks	BAC	Bank Of America Corp	95-75-75	23%	-4%	16%	9Weakest	BAC								
BANKING - Money Center Banks	TD	Toronto Dominion Bank (The)	95-75-75	41%	-4%	11%	9Weakest	TD								
BANKING - Money Center Banks	NTB	Bank of NT Butterfield & Son Ltd	95-75-75	38%	-4%	13%	9Weakest	NTB								
BANKING - Money Center Banks	LYG	Lloyds Banking Group Plc	95-75-75	30%	-5%	17%	9Weakest	LYG								
BANKING - Money Center Banks	BCS	Barclays Plc Adr	95-75-75	29%	-12%	20%	9Weakest	BCS								
BANKING - Money Center Banks	NWGS	NatWest Group plc	95-75-75	38%	-18%	31%	9Weakest	NWGS								
BANKING - Regional - Mid-Atlantic Banks	EGBN	Eagle Bancorp Inc	95-71-75	7%	9%	30%	9Weakest	EGBN								
BANKING - Regional - Mid-Atlantic Banks	UBSI	United Bankshares Inc Wv	95-71-75	30%	5%	16%	9Weakest	UBSI								
BANKING - Regional - Mid-Atlantic Banks	NKSH	National Bankshares Inc Virginia	95-71-75	4%	4%	24%	9Weakest	NKSH								
BANKING - Regional - Mid-Atlantic Banks	FBNC	First Bancorp Nc	95-71-75	28%	3%	16%	9Weakest	FBNC								
BANKING - Regional - Mid-Atlantic Banks	SASR	Sandy Springs Bancorp	95-71-75	4%	1%	20%	9Weakest	SASR								
BANKING - Regional - Mid-Atlantic Banks	SHBI	Shore Bancshares Inc	95-71-75	18%	1%	21%	9Weakest	SHBI								
BANKING - Regional - Mid-Atlantic Banks	WSBC	Webanco Inc	95-71-75	23%	1%	16%	9Weakest	WSBC								
BANKING - Regional - Mid-Atlantic Banks	AUB	Atlantic Union Bankshares Corporation	95-71-75	38%	1%	10%	9Weakest	AUB								
BANKING - Regional - Mid-Atlantic Banks	SBCF	Seacoast Banking Cp Fl	95-71-75	21%	0%	17%	9Weakest	SBCF								
BANKING - Regional - Mid-Atlantic Banks	SSB	SouthState Corporation	95-71-75	45%	0%	-8%	9Weakest	SSB								
BANKING - Regional - Mid-Atlantic Banks	ABCB	Ameris Bancorp	99-71-75	44%	-1%	-7%	9Weakest	<--ABCB	<--ABCB							
BANKING - Regional - Mid-Atlantic Banks	SBSI	Southside Bancshares Inc	95-71-75	17%	-1%	13%	9Weakest	SBSI								
BANKING - Regional - Mid-Atlantic Banks	CZNC	Citizens & Northern Corp	95-71-75	17%	-1%	13%	9Weakest	CZNC								
BANKING - Regional - Mid-Atlantic Banks	WSFS	Wfs Financial Corp	95-71-75	40%	-1%	15%	9Weakest	WSFS								
BANKING - Regional - Mid-Atlantic Banks	FISI	Financial Institutions	95-71-75	7%	-1%	17%	9Weakest	FISI								
BANKING - Regional - Mid-Atlantic Banks	PWOD	Penns Woods Bancorp Inc	95-71-75	11%	-1%	15%	9Weakest	PWOD								
BANKING - Regional - Mid-Atlantic Banks	CBAN	Colony Bancorp Inc	95-71-75	8%	-2%	-8%	9Weakest	CBAN								
BANKING - Regional - Mid-Atlantic Banks	SNV	Synovus Financial Corp	95-71-75	30%	-2%	22%	9Weakest	SNV								
BANKING - Regional - Mid-Atlantic Banks	SFST	Southern First Bancshares Inc	95-71-75	12%	-2%	12%	9Weakest	SFST								
BANKING - Regional - Mid-Atlantic Banks	BKU	BankUnited Inc	95-71-75	20%	-2%	16%	9Weakest	BKU								
BANKING - Regional - Mid-Atlantic Banks	UCBI	United Community Banks	95-71-75	26%	-3%	19%	9Weakest	UCBI								
BANKING - Regional - Mid-Atlantic Banks	CFII	C&F Financial Corp	95-71-75	73%	-3%	-4%	9Weakest	CFII								
BANKING - Regional - Mid-Atlantic Banks	CCBG	Capital City Bank Group	95-71-75	57%	-5%	10%	9Weakest	CCBG								
BANKING - Regional - Mid-Atlantic Banks	CNOB	ConnectOne Bancorp Inc	95-71-75	22%	-6%	16%	9Weakest	CNOB								
BANKING - Regional - Midwest Banks	TFSI	TFS Financial Corp	95-81-75	6%	6%	10%	9Weakest	TFSI								
BANKING - Regional - Midwest Banks	IBNK	First Internet Bancorp	95-81-75	15%	5%	13%	9Weakest	IBNK								
BANKING - Regional - Midwest Banks	THFF	First Financial Corp In	95-81-75	21%	4%	10%	9Weakest	THFF								
BANKING - Regional - Midwest Banks	GABC	German American Bancorp Inc	95-81-75	11%	4%	12%	9Weakest	GABC								
BANKING - Regional - Midwest Banks	ASB	Associated Banc-corp	95-81-75	35%	4%	12%	9Weakest	ASB								
BANKING - Regional - Midwest Banks	FBIZ	First Business Financial Services Inc	95-81-75	62%	1%	-5%	9Weakest	FBIZ								
BANKING - Regional - Midwest Banks	CMA	Comerica Inc	95-81-75	16%	1%	22%	9Weakest	CMA								
BANKING - Regional - Midwest Banks	BUSE	First Bussey Corp Cl A	95-81-75	32%	1%	-8%	9Weakest	BUSE								
BANKING - Regional - Midwest Banks	FRME	First Merchants Corp	95-81-75	18%	0%	16%	9Weakest	FRME								
BANKING - Regional - Midwest Banks	MCBC	Macatawa Bank Corp	95-81-75	47%	0%	-8%	9Weakest	MCBC								
BANKING - Regional - Midwest Banks	SBFG	SB Financial Group	95-81-75	28%	0%	10%	9Weakest	SBFG								
BANKING - Regional - Midwest Banks	OVBC	Ohio Valley Banc Corp	95-81-75	21%	-1%	-2%	9Weakest	OVBC								
BANKING - Regional - Midwest Banks	OSBC	Old Second Bancorp Inc	95-81-75	64%	-1%	-5%	9Weakest	OSBC								
BANKING - Regional - Midwest Banks	LKFN	Lakeland Financial Corp	95-81-75	30%	-1%	14%	9Weakest	LKFN								
BANKING - Regional - Midwest Banks	USB	US Bancorp	95-81-75	6%	-1%	17%	9Weakest	USB								
BANKING - Regional - Midwest Banks	WTFC	Wintrust Financial Corp	95-81-75	60%	-2%	-5%	9Weakest	WTFC								
BANKING - Regional - Midwest Banks	FITB	Fifth Third Bancorp	95-81-75	29%	-2%	18%	9Weakest	FITB								
BANKING - Regional - Midwest Banks	ONB	Old National Bancorp In	95-81-75	21%	-2%	-9%	9Weakest	ONB								
BANKING - Regional - Midwest Banks	HBAN	Huntington Bancshares	95-81-75	24%	-2%	19%	9Weakest	HBAN								
BANKING - Regional - Midwest Banks	FSFG	First Savings Financial Group	95-81-75	25%	-3%	-6%	9Weakest	FSFG								
BANKING - Regional - Midwest Banks	CZWI	Citizens Community Bancorp Incorporated	95-81-75	31%	-3%	13%	9Weakest	CZWI								
BANKING - Regional - Midwest Banks	FFBC	First Financial Bancorp Oh	95-81-75	39%	-5%	16%	9Weakest	FFBC								

Strongest to Weakest stocks ratio is 4:206 (1% and 73% of total) 10/20/23 to 10/27/23.

Green Highlight: Strengthened

Red Highlight: Weakened

No Highlight: Unchanged

4

October 27, 2023

For educational purposes only. Not a stock or investment recommendation.

2C. Stocks 1 Week Strongest and Weakest

STOCK DETAIL (EDUCATIONAL PURPOSES ONLY/NOT FINANCIAL ADVICE)

		1 week 10/20/23 to 10/27/23														
Sub-Industry	Ticker	Company	ID1	ID2	% Chg	ID3	Status	1Weakest	10Weakest	7Weaker	6Weaker	5Avg	4Strong	3Stronger	2VStrong	1Strongest
BANKING - Regional - Northeast Banks	CUBI	Customers Bancorp Inc	11-75-75	47%	24%	36%	1Strongest						CUBI-->	CUBI-->	CUBI-->	CUBI-->
BANKING - Regional - Northeast Banks	NBN	Northeast Bank	11-75-75	97%	9%	33%	1Strongest						NBN-->	NBN-->	NBN-->	NBN-->
BANKING - Regional - Northeast Banks	PVBC	Provident Bancorp Inc	11-75-75	18%	3%	35%	1Strongest									
BANKING - Regional - Northeast Banks	BCML	BayCom Corp	11-75-75	66%	-1%	8%	1Strongest									
BANKING - Regional - Northeast Banks	LCNB	Lcnb Corp	95-75-75	34%	6%	11%	9Weakest	LCNB								
BANKING - Regional - Northeast Banks	ATLO	Ames National Corporation	95-75-75	8%	5%	18%	9Weakest	ATLO								
BANKING - Regional - Northeast Banks	CADE	Cadence Bancorporation	95-75-75	55%	5%	-6%	9Weakest	CADE								
BANKING - Regional - Northeast Banks	INDB	Independent Bank Corp Ma	95-75-75	6%	4%	19%	9Weakest	INDB								
BANKING - Regional - Northeast Banks	FLIC	First Of Long Island Cp	95-75-75	7%	3%	20%	9Weakest	FLIC								
BANKING - Regional - Northeast Banks	PDLB	PDJ Community Bancorp	95-75-75	12%	3%	-9%	9Weakest	PDLB								
BANKING - Regional - Northeast Banks	CAC	Camden National Corp	95-75-75	5%	3%	17%	9Weakest	CAC								
BANKING - Regional - Northeast Banks	FULT	Fulton Financial Corp	95-75-75	35%	3%	-8%	9Weakest	FULT								
BANKING - Regional - Northeast Banks	CLBK	Columbia Financial Inc	95-75-75	44%	3%	10%	9Weakest	CLBK								
BANKING - Regional - Northeast Banks	ISTR	Investar Holding Corporation	95-75-75	6%	3%	27%	9Weakest	ISTR								
BANKING - Regional - Northeast Banks	FMNB	Farmers National Bancorp	95-75-75	10%	2%	12%	9Weakest	FMNB								
BANKING - Regional - Northeast Banks	HTBI	HomeTrust Bancshares Inc.	95-75-75	40%	2%	12%	9Weakest	HTBI								
BANKING - Regional - Northeast Banks	AMTB	Mercantile Bank Holding Corporation	95-75-75	31%	2%	16%	9Weakest	AMTB								
BANKING - Regional - Northeast Banks	FFWM	First Foundation Inc	95-75-75	4%	2%	38%	9Weakest	FFWM								
BANKING - Regional - Northeast Banks	BFC	Bank First Corporation	99-75-75	59%	2%	-1%	9Weakest	<--BFC	<--BFC							
BANKING - Regional - Northeast Banks	CCNE	Cnb Financial Corp	95-75-75	20%	2%	-8%	9Weakest	CCNE								
BANKING - Regional - Northeast Banks	MRBK	Meridian Corporation	95-75-75	28%	2%	19%	9Weakest	MRBK								
BANKING - Regional - Northeast Banks	TMP	Tompkins Financial Corporation	95-75-75	4%	2%	18%	9Weakest	TMP								
BANKING - Regional - Northeast Banks	LBAI	Lakeland Bancorp	95-75-75	22%	1%	24%	9Weakest	LBAI								
BANKING - Regional - Northeast Banks	UNTY	Unity Bancorp	95-75-75	64%	1%	5%	9Weakest	UNTY								
BANKING - Regional - Northeast Banks	PCB	PCB Bancorp	95-75-75	42%	1%	-3%	9Weakest	PCB								
BANKING - Regional - Northeast Banks	EQBK	Equity Bancshares	95-75-75	43%	1%	7%	9Weakest	EQBK								
BANKING - Regional - Northeast Banks	SFB5	ServisFirst Bancshares Inc	95-75-75	31%	1%	14%	9Weakest	SFB5								
BANKING - Regional - Northeast Banks	FMBH	First Mid Bancshares Inc	95-75-75	27%	1%	-3%	9Weakest	FMBH								
BANKING - Regional - Northeast Banks	BWFG	Bankwell Financial Group Inc	95-75-75	47%	0%	-8%	9Weakest	BWFG								
BANKING - Regional - Northeast Banks	HBT	HBT Financial Inc	95-75-75	62%	0%	-8%	9Weakest	HBT								
BANKING - Regional - Northeast Banks	MSBI	Midland States Bancorp	95-75-75	44%	0%	-7%	9Weakest	MSBI								
BANKING - Regional - Northeast Banks	FNLC	First Bancorp Incorporated	95-75-75	28%	-1%	12%	9Weakest	FNLC								
BANKING - Regional - Northeast Banks	BY	Byline Bancorp Inc	95-75-75	50%	-1%	-9%	9Weakest	BY								
BANKING - Regional - Northeast Banks	FCCO	First Community Corp	99-75-75	51%	-1%	-7%	9Weakest	<--FCCO	<--FCCO	<--FCCO						
BANKING - Regional - Northeast Banks	VLY	Valley National Bancorp	95-75-75	17%	-1%	15%	9Weakest	VLY								
BANKING - Regional - Northeast Banks	RRBI	Red River Bancshares Inc	95-75-75	49%	-1%	-6%	9Weakest	RRBI								
BANKING - Regional - Northeast Banks	VBTX	Veritex Holdings Inc	95-75-75	20%	-1%	15%	9Weakest	VBTX								
BANKING - Regional - Northeast Banks	STEL	Stellar Bancorp Inc.	95-75-75	36%	-1%	12%	9Weakest	STEL								
BANKING - Regional - Northeast Banks	CVLY	Codorus Valley Bancorp Inc	95-75-75	55%	-1%	-8%	9Weakest	CVLY								
BANKING - Regional - Northeast Banks	FRBA	First Bank NJ	95-75-75	47%	-1%	-4%	9Weakest	FRBA								
BANKING - Regional - Northeast Banks	FCF	First Commonwealth Finl	95-75-75	47%	-1%	10%	9Weakest	FCF								
BANKING - Regional - Northeast Banks	SMBK	SmartFinancial Inc	95-75-75	45%	-1%	13%	9Weakest	SMBK								
BANKING - Regional - Northeast Banks	FMAO	Farmers & Merchants Bancorp	95-75-75	1%	-1%	21%	9Weakest	FMAO								
BANKING - Regional - Northeast Banks	FBK	FB Financial	95-75-75	40%	-2%	-8%	9Weakest	FBK								
BANKING - Regional - Northeast Banks	CHMG	Chemung Financial Corp	99-75-75	56%	-2%	-5%	9Weakest	<--CHMG	<--CHMG	<--CHMG						
BANKING - Regional - Northeast Banks	STBA	S&T Bancorp Inc	95-75-75	34%	-2%	15%	9Weakest	STBA								
BANKING - Regional - Northeast Banks	PBKK	Parke Bancorp Inc	95-75-75	37%	-2%	12%	9Weakest	PBKK								
BANKING - Regional - Northeast Banks	BWB	Bridgewater Bancshares Inc	95-75-75	9%	-2%	11%	9Weakest	BWB								
BANKING - Regional - Northeast Banks	FNCB	FNCB Bancorp Inc	95-75-75	12%	-2%	11%	9Weakest	FNCB								
BANKING - Regional - Northeast Banks	FDBC	Fidelity D & D Bancorp Inc	95-75-75	34%	-2%	4%	9Weakest	FDBC								
BANKING - Regional - Northeast Banks	PFIS	Peoples Financial Services Corporation	95-75-75	33%	-2%	11%	9Weakest	PFIS								
BANKING - Regional - Northeast Banks	NWFL	Norwood Financial Corp	95-75-75	19%	-2%	14%	9Weakest	NWFL								
BANKING - Regional - Northeast Banks	BPRN	Bank Princeton New Jersey	99-75-75	57%	-2%	-5%	9Weakest	<--BPRN	<--BPRN	<--BPRN						
BANKING - Regional - Northeast Banks	MPB	Mid Penn Bancorp Inc	95-75-75	17%	-3%	22%	9Weakest	MPB								
BANKING - Regional - Northeast Banks	CFB	CrossFirst Bankshares Inc	99-75-75	43%	-3%	-8%	9Weakest	<--CFB	<--CFB	<--CFB						
BANKING - Regional - Northeast Banks	OPBK	OP Bancorp	95-75-75	32%	-3%	10%	9Weakest	OPBK								
BANKING - Regional - Northeast Banks	CBU	Community Bank System Inc	95-75-75	2%	-3%	23%	9Weakest	CBU								
BANKING - Regional - Northeast Banks	MCB	Metropolitan Bank Holding Corp	95-75-75	15%	-3%	19%	9Weakest	MCB								
BANKING - Regional - Northeast Banks	TRST	Trustco Bank Corp Ny	95-75-75	12%	-3%	17%	9Weakest	TRST								
BANKING - Regional - Northeast Banks	NFBK	Northfield Bancorp Inc.	95-75-75	0%	-4%	27%	9Weakest	NFBK								
BANKING - Regional - Northeast Banks	WBS	Webster Financial Corp	95-75-75	40%	-4%	12%	9Weakest	WBS								
BANKING - Regional - Northeast Banks	CFG	Citizens Financial Group Inc	95-75-75	18%	-4%	26%	9Weakest	CFG								
BANKING - Regional - Northeast Banks	CATC	Cambridge Bancorp	99-75-75	19%	-4%	12%	9Weakest	<--CATC	<--CATC	<--CATC						
BANKING - Regional - Northeast Banks	UVSP	Univest Financial Corporation	95-75-75	14%	-4%	22%	9Weakest	UVSP								
BANKING - Regional - Northeast Banks	MTB	M&T Bank Corp	95-75-75	20%	-4%	16%	9Weakest	MTB								
BANKING - Regional - Northeast Banks	MBCN	Middlefield Banc Corporation	95-75-75	73%	-4%	-6%	9Weakest	MBCN								
BANKING - Regional - Northeast Banks	RBB	RBB Bancorp	95-75-75	12%	-5%	21%	9Weakest	RBB								
BANKING - Regional - Northeast Banks	EVBN	Evans Bancorp Inc	95-75-75	21%	-5%	15%	9Weakest	EVBN								
BANKING - Regional - Northeast Banks	BCBP	BCB Bancorp Inc (NJ)	95-75-75	17%	-7%	23%	9Weakest	BCBP								
BANKING - Regional - Northeast Banks	BSVN	Bank7 Corp	95-75-75	61%	-7%	17%	9Weakest	BSVN								
BANKING - Regional - Northeast Banks	HBNC	Horizon Bancorp Indiana	95-75-75	10%	-7%	19%	9Weakest	HBNC								
BANKING - Regional - Northeast Banks	PGC	Peapack-Gladstone Finl	95-75-75	33%	-9%	24%	9Weakest	PGC								
BANKING - Regional - Northeast Banks	WASH	Washington Trust Bancorp	95-75-75	0%	-11%	31%	9Weakest	WASH								
BANKING - Regional - Northeast Banks	MYFW	First Western Financial Inc	95-75-75	7%	-14%	34%	9Weakest	MYFW								
BANKING - Regional - Pacific Banks	BOH	Bank of Hawaii Corp	95-71-75	24%	6%	10%	9Weakest	BOH								
BANKING - Regional - Pacific Banks	FHB	First Hawaiian Inc	95-71-75	23%	3%	13%	9Weakest	FHB								
BANKING - Regional - Pacific Banks	FIBK	First Interstate BancSystem Inc	95-71-75	4%	3%	18%	9Weakest	FIBK								
BANKING - Regional - Pacific Banks	EWBC	East West Bancorp Inc	95-71-75	42%	2%	-9%	9Weakest	EWBC								
BANKING - Regional - Pacific Banks	HTBK	Heritage Commerce Corp	95-71-75	24%	2%	10%	9Weakest	HTBK								
BANKING - Regional - Pacific Banks	NRIM	Norithrim Bank Alaska	95-71-75	55%	1%	10%	9Weakest	NRIM								
BANKING - Regional - Pacific Banks	EBMT	Eagle Bancorp	95-71-75	1%	1%	15%	9Weakest	EBMT								
BANKING - Regional - Pacific Banks	CATY	Cathy General Bancorp	95-71-75	49%	0%	-7%	9Weakest	CATY								
BANKING - Regional - Pacific Banks	CVBF	Cvb Financial Corp	95-71-75	27%	0%	10%	9Weakest	CVBF								
BANKING - Regional - Pacific Banks	CPF	Central Pacific Finl Corp	95-71-75	16%	0%	12%	9Weakest	CPF								
BANKING - Regional - Pacific Banks	FSBW	FS Bancorp Inc.	95-71-75	62%	-1%	-7%	9Weakest	FSBW								
BANKING - Regional - Pacific Banks	CWBC	Community West Bancshrs	95-71-75	68%	-1%	-3%	9Weakest	CWBC								
BANKING - Regional - Pacific Banks	FFNW	First Financial Northwest Inc	95-71-75	33%	-2%	10%	9Weakest	FFNW								
BANKING - Regional - Pacific Banks	ZION	Zions Bancorporation NA	95-71-75	18%	-2%	17%	9Weakest	ZION								
BANKING - Regional - Pacific Banks	HOPE	Hope Bancorp Inc	95-71-75	14%	-2%	14%	9Weakest	HOPE								
BANKING - Regional - Pacific Banks	CIVB	Civista Bancshares Inc	95-71-75	23%	-2%	17%	9Weakest	CIVB								
BANKING - Regional - Pacific Banks	BMRC	Bank Marin Bancorp	95-71-75	9%	-3%	21%	9Weakest	BMRC								
BANKING - Regional - Pacific Banks	HFWA	Heritage Financial Corp	95-71-75	6%	-3%	17%	9Weakest	HFWA								
BANKING - Regional - Pacific Banks	HAFC	Hanmi Financial Corp	95-71-75	33%	-4%	22%	9Weakest	HAFC								
BANKING - Regional - Pacific Banks	BANC	Bank of California Inc	95-71-75	28%	-5%	18%	9Weakest	BANC								
BANKING - Regional - Pacific Banks	WAL	Western Alliance Bancorporation	95-71-75	21%	-5%	14%	9Weakest	WAL								
BANKING - Regional - Pacific Banks	PPBI	Pacific Premier Bancorp Inc	95-71-75	13%	-8%	21%	9Weakest	PPBI								
BANKING - Regional - Pacific Banks	PACW	PacWest Bancorp	95-71-75	7%	-8%	43%	9Weakest	PACW								
BANKING - Regional - Pacific Banks	TBNK	Teritorial Bancorp Inc	95-71-75	0%	-11%	51%	9Weakest	TBNK								

Strongest to Weakest stocks ratio is 4:206 (1% and 73% of total) 10/20/23 to 10/27/23.

Green Highlight: Strengthened

Red Highlight: Weakened

No Highlight: Unchanged

5

October 27, 2023

For educational purposes only. Not a stock or investment recommendation.

2C. Stocks 1 Week Strongest and Weakest

STOCK DETAIL (EDUCATIONAL PURPOSES ONLY/NOT FINANCIAL ADVICE)

STOCK DETAIL (EDUCATIONAL PURPOSES ONLY/NOT FINANCIAL ADVICE)

										1 week 10/20/23 to 10/27/23							
Sub-Industry	Ticker	Company	ID1	ID2	% Chg	ID3	Status	2Weakest	2VWeak	7Weaker	6Weak	5Avg	4Strong	3Stronger	2VStrong	1Strongest	
BANKING - Regional - Southeast Banks	IBTX	Independent Bank Group Inc.	95-85-75	26%	0%	17%	9Weakest	IBTX									
BANKING - Regional - Southeast Banks	FHN	First Horizon Corporation	95-85-75	21%	0%	31%	9Weakest	FHN									
BANKING - Regional - Southeast Banks	SVBT	Stock Yards Bancorp Inc	95-85-75	26%	-1%	21%	9Weakest	SVBT									
BANKING - Regional - Southeast Banks	OZK	Bank OZK	95-85-75	56%	-1%	10%	9Weakest	OZK									
BANKING - Regional - Southeast Banks	HWC	Hancock Whitney Corporation	95-85-75	43%	-1%	19%	9Weakest	HWC									
BANKING - Regional - Southeast Banks	RNST	Renaissance Corporation	95-85-75	18%	-2%	19%	9Weakest	RNST									
BANKING - Regional - Southeast Banks	FNB	Fnb Corporation (pa)	95-85-75	54%	-2%	12%	9Weakest	FNB									
BANKING - Regional - Southeast Banks	FGBI	First Guaranty Bancshares	95-85-75	0%	-3%	29%	9Weakest	FGBI									
BANKING - Regional - Southeast Banks	RF	Regions Financial Corp	95-85-75	37%	-3%	26%	9Weakest	RF									
BANKING - Regional - Southeast Banks	TRMK	Trustmark Corp	95-85-75	1%	-6%	20%	9Weakest	TRMK									
BANKING - Regional - Southeast Banks	FBMS	First Bancshares Inc (The) (MS)	95-85-75	29%	-8%	14%	9Weakest	FBMS									
BANKING - Regional - Southeast Banks	SFNC	Simmons First Natl Corp Cl A	95-85-75	1%	-8%	22%	9Weakest	SFNC									
BANKING - Regional - Southwest Banks	PB	Prosperity Bancshares Inc	95-95-75	29%	6%	13%	9Weakest	PB									
BANKING - Regional - Southwest Banks	WTBA	West Bancorporation Inc	95-95-75	5%	4%	13%	9Weakest	WTBA									
BANKING - Regional - Southwest Banks	CFR	Cullen/Frost Bankers	95-95-75	37%	4%	16%	9Weakest	CFR									
BANKING - Regional - Southwest Banks	FFIN	First Financial Bankshrs	95-95-75	2%	2%	21%	9Weakest	FFIN									
BANKING - Regional - Southwest Banks	GSBC	Great Southern Bancorp	95-95-75	48%	2%	-8%	9Weakest	GSBC									
BANKING - Regional - Southwest Banks	UMBF	Umb Financial Corp	95-95-75	28%	2%	-8%	9Weakest	UMBF									
BANKING - Regional - Southwest Banks	IBOC	Internat Bancshares Corp	95-95-75	72%	2%	-4%	9Weakest	IBOC									
BANKING - Regional - Southwest Banks	HTLF	Heartland Financial Usa	95-95-75	8%	1%	18%	9Weakest	HTLF									
BANKING - Regional - Southwest Banks	ACNB	ACNB Corp	95-95-75	60%	0%	-3%	9Weakest	ACNB									
BANKING - Regional - Southwest Banks	MOFG	MidWestOne Financial Group Inc.	95-95-75	16%	-1%	16%	9Weakest	MOFG									
BANKING - Regional - Southwest Banks	EFSC	Enterprise Financial Services	95-95-75	33%	-3%	20%	9Weakest	EFSC									
BANKING - Regional - Southwest Banks	CBSH	Commerce Bancshares Inc	95-95-75	5%	-4%	19%	9Weakest	CBSH									
BANKING - Regional - Southwest Banks	LARK	Landmark Bancshares Inc	95-95-75	1%	-5%	19%	9Weakest	LARK									
BANKING - Regional - Southwest Banks	BOKF	Bok Financial Corp	95-95-75	36%	-11%	25%	9Weakest	BOKF									
BANKING - Savings & Loans	CFRN	Capital Federal Fncl	95-81-75	7%	13%	24%	9Weakest	CFRN									
BANKING - Savings & Loans	NWBI	Northwest Bancshares Inc	95-81-75	16%	6%	11%	9Weakest	NWBI									
BANKING - Savings & Loans	ESSA	Essa Bancorp Inc	95-81-75	41%	4%	-8%	9Weakest	ESSA									
BANKING - Savings & Loans	BHLB	Berkshire Hills Bancorp	95-81-75	43%	4%	17%	9Weakest	BHLB									
BANKING - Savings & Loans	KRNY	Kearny Financial Corp	95-81-75	4%	3%	14%	9Weakest	KRNY									
BANKING - Savings & Loans	WSBF	Waterstone Financial Inc.	95-81-75	4%	3%	26%	9Weakest	WSBF									
BANKING - Savings & Loans	OCN	Owen Financial Corp	95-81-75	50%	3%	22%	9Weakest	OCN									
BANKING - Savings & Loans	BANR	Banner Corporation	95-81-75	30%	3%	16%	9Weakest	BANR									
BANKING - Savings & Loans	SMBC	Southern Missouri Bancp	99-81-75	48%	2%	-3%	9Weakest	<--SMBC	<--SMBC								
BANKING - Savings & Loans	COLB	Columbia Banking System	95-81-75	2%	2%	15%	9Weakest	COLB									
BANKING - Savings & Loans	FFIC	Flushing Financial Corp	95-81-75	16%	1%	17%	9Weakest	FFIC									
BANKING - Savings & Loans	DCOM	Dime Community Bancshare	95-81-75	27%	0%	19%	9Weakest	DCOM									
BANKING - Savings & Loans	PFS	Provident Financial Svcs Inc	95-81-75	24%	0%	23%	9Weakest	PFS									
BANKING - Savings & Loans	TSBK	Timberland Bancorp Inc	95-81-75	64%	0%	-2%	9Weakest	TSBK									
BANKING - Savings & Loans	WAFD	Washington Federal Inc	95-81-75	21%	-1%	17%	9Weakest	WAFD									
BANKING - Savings & Loans	HIFS	Hingham Institution for Savings	95-81-75	7%	-1%	31%	9Weakest	HIFS									
BANKING - Savings & Loans	PROV	Provident Financial Holdings Inc	95-81-75	6%	-2%	-8%	9Weakest	PROV									
BANKING - Savings & Loans	GCBC	Greene County Bancorp	99-81-75	47%	-3%	15%	9Weakest	<--GCBC	<--GCBC								
BANKING - Savings & Loans	AX	Axos Financial Inc	95-81-75	43%	-3%	15%	9Weakest	AX									
BANKING - Savings & Loans	EBTC	Enterprise Bancorp Inc	95-81-75	21%	-3%	16%	9Weakest	EBTC									
BANKING - Savings & Loans	OCFC	Oceanfirst Fincl Corp	95-81-75	3%	-7%	29%	9Weakest	OCFC									
BANKING - Savings & Loans	BRKL	Brookline Bancorp Inc	95-81-75	5%	-7%	21%	9Weakest	BRKL									
BANKING - Savings & Loans	HMST	HomeStreet Inc.	95-81-75	0%	-12%	66%	9Weakest	HMST									

S	T	O	C	K												



Strongest to Weakest stocks ratio is 4:206 (1% and 73% of total) 10/20/23 to 10/27/23.

Green Highlight: Strengthened

Red Highlight: Weakened

No Highlight: Unchanged

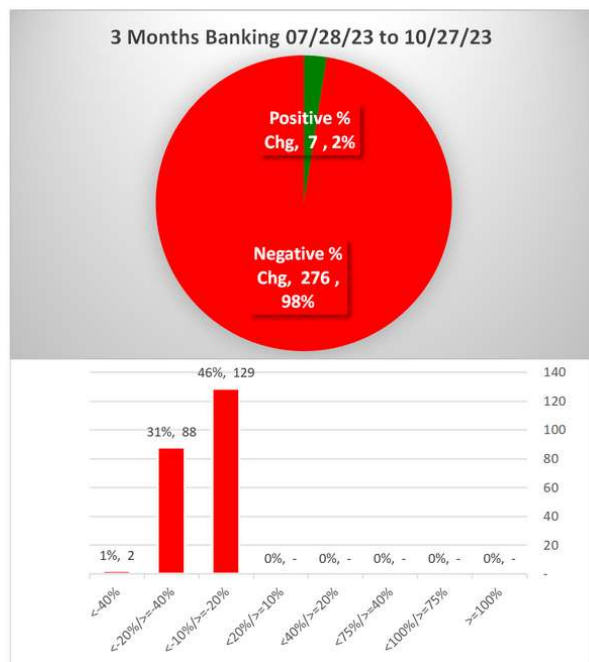
6

October 27, 2023

For educational purposes only. Not a stock or investment recommendation.

3. STRENGTH BY LOOKBACK PERIOD (with Best/Worst stocks)

3A. Lookback 3 Months



Tick	Be	t	%	Company	Sub-Industry
BSVN	07/28/23	10/27/23	-20%	Bank7 Corp	BANKING - Regional - Northeast Banks
BMRC	07/28/23	10/27/23	-20%	Bank Marin Bancorp	BANKING - Regional - Pacific Banks
EBTC	07/28/23	10/27/23	-20%	Enterprise Bancorp Inc	BANKING - Savings & Loans
SBCF	07/28/23	10/27/23	-20%	Seacoast Banking Cp Fl	BANKING - Regional - Mid-Atlantic Banks
CM	07/28/23	10/27/23	-21%	Canadian Impri Bnk Of Co	BANKING - Money Center Banks
RY	07/28/23	10/27/23	-21%	Royal Bank Of Canada	BANKING - Foreign Regional Banks
FITB	07/28/23	10/27/23	-21%	Fifth Third Bancorp	BANKING - Regional - Midwest Banks
NWFL	07/28/23	10/27/23	-21%	Norwood Financial Corp	BANKING - Regional - Northeast Banks
FIBK	07/28/23	10/27/23	-21%	First Interstate BancSystem Inc	BANKING - Regional - Pacific Banks
PWOD	07/28/23	10/27/23	-21%	Penns Woods Bancorp Inc	BANKING - Regional - Mid-Atlantic Banks
NKSH	07/28/23	10/27/23	-21%	National Bankshares Inc Virginia	BANKING - Regional - Mid-Atlantic Banks
BAP	07/28/23	10/27/23	-21%	Credicorp Ltd	BANKING - Money Center Banks
FISI	07/28/23	10/27/23	-21%	Financial Institutions	BANKING - Regional - Mid-Atlantic Banks
INDB	07/28/23	10/27/23	-21%	Independent Bank Corp Ma	BANKING - Regional - Northeast Banks
KEY	07/28/23	10/27/23	-21%	Keycorp	BANKING - Money Center Banks
BAC	07/28/23	10/27/23	-21%	Bank Of America Corp	BANKING - Money Center Banks
FFBC	07/28/23	10/27/23	-21%	First Financ BAnCorp Oh	BANKING - Regional - Midwest Banks
PDLB	07/28/23	10/27/23	-21%	PDL Community Bancorp	BANKING - Regional - Northeast Banks
WTBA	07/28/23	10/27/23	-21%	West Bancorporation Inc	BANKING - Regional - Southwest Banks
SFBS	07/28/23	10/27/23	-21%	ServisFirst Bancshares Inc	BANKING - Regional - Northeast Banks
HOPE	07/28/23	10/27/23	-21%	Hope Bancorp Inc	BANKING - Regional - Pacific Banks
LARK	07/28/23	10/27/23	-22%	Landmark Bancshares Inc	BANKING - Regional - Southwest Banks
KRNY	07/28/23	10/27/23	-22%	Kearny Financial Corp	BANKING - Savings & Loans
CNOB	07/28/23	10/27/23	-22%	ConnectOne Bancorp Inc	BANKING - Regional - Mid-Atlantic Banks
MPB	07/28/23	10/27/23	-22%	Mid Penn Bancorp Inc	BANKING - Regional - Northeast Banks
MOFG	07/28/23	10/27/23	-22%	MidWestOne Financial Group Inc.	BANKING - Regional - Southwest Banks
BCS	07/28/23	10/27/23	-22%	Barclays Plc Adr	BANKING - Money Center Banks
RNST	07/28/23	10/27/23	-22%	Renasant Corporation	BANKING - Regional - Southeast Banks
MTB	07/28/23	10/27/23	-22%	M&T Bank Corp	BANKING - Regional - Northeast Banks
WSFS	07/28/23	10/27/23	-22%	Wsf Financial Corp	BANKING - Regional - Mid-Atlantic Banks
RBB	07/28/23	10/27/23	-22%	RBB Bancorp	BANKING - Regional - Northeast Banks
WBS	07/28/23	10/27/23	-22%	Webster Financial Corp	BANKING - Regional - Northeast Banks
NTB	07/28/23	10/27/23	-22%	Bank of NT Butterfield & Son Ltd	BANKING - Money Center Banks
HBAN	07/28/23	10/27/23	-22%	Huntington Bancshares	BANKING - Regional - Midwest Banks

USB	07/28/23	10/27/23	-23%	US Bancorp	BANKING - Regional - Midwest Banks
FBMS	07/28/23	10/27/23	-23%	First Bancshares Inc (The) (MS)	BANKING - Regional - Southeast Banks
FMAO	07/28/23	10/27/23	-23%	Farmers & Merchants Bancorp	BANKING - Regional - Northeast Banks
CIVB	07/28/23	10/27/23	-23%	Civista Bancshares Inc	BANKING - Regional - Pacific Banks
BCBP	07/28/23	10/27/23	-23%	BCB Bancorp Inc (NJ)	BANKING - Regional - Northeast Banks
WAFD	07/28/23	10/27/23	-23%	Washington Federal Inc	BANKING - Savings & Loans
FFIC	07/28/23	10/27/23	-24%	Flushing Financial Corp	BANKING - Savings & Loans
FHN	07/28/23	10/27/23	-24%	First Horizon Corporation	BANKING - Regional - Southeast Banks
VLY	07/28/23	10/27/23	-24%	Valley National Bancorp	BANKING - Regional - Northeast Banks
WAL	07/28/23	10/27/23	-24%	Western Alliance Bancorporation	BANKING - Regional - Pacific Banks
ZION	07/28/23	10/27/23	-24%	Zions Bancorporation NA	BANKING - Regional - Pacific Banks
FLUC	07/28/23	10/27/23	-24%	First Of Long Island Cp	BANKING - Regional - Northeast Banks
IFS	07/28/23	10/27/23	-24%	InterCorp Financial Services Inc	BANKING - Foreign Regional Banks
UCBI	07/28/23	10/27/23	-24%	United Community Banks	BANKING - Regional - Mid-Atlantic Banks
FGBI	07/28/23	10/27/23	-24%	First Guaranty Bancshares	BANKING - Regional - Southeast Banks
BRKL	07/28/23	10/27/23	-24%	Brookline Bancorp Inc	BANKING - Savings & Loans
LOB	07/28/23	10/27/23	-25%	Live Oak Bancshares Inc	BANKING - Savings & Loans
PPBI	07/28/23	10/27/23	-25%	Pacific Premier Bancorp Inc	BANKING - Regional - Pacific Banks
HWC	07/28/23	10/27/23	-25%	Hancock Whitney Corporation	BANKING - Regional - Southeast Banks
TRMK	07/28/23	10/27/23	-25%	Trustmark Corp	BANKING - Regional - Southeast Banks
BANC	07/28/23	10/27/23	-25%	Bank of California Inc	BANKING - Regional - Pacific Banks
PGC	07/28/23	10/27/23	-25%	Peapack-Gladstone Fnl	BANKING - Regional - Northeast Banks
HAFC	07/28/23	10/27/23	-25%	Hanmi Financial Corp	BANKING - Regional - Pacific Banks
HBNC	07/28/23	10/27/23	-26%	Horizon Bancorp Indiana	BANKING - Regional - Northeast Banks
SNV	07/28/23	10/27/23	-26%	Synovus Financial Corp	BANKING - Regional - Mid-Atlantic Banks
CFNN	07/28/23	10/27/23	-26%	Capitol Federal Fncl	BANKING - Savings & Loans
CBU	07/28/23	10/27/23	-27%	Community Bank Systm Inc	BANKING - Regional - Northeast Banks
MVBF	07/28/23	10/27/23	-27%	MVB Financial Corp	BANKING - Regional - Northeast Banks
PFS	07/28/23	10/27/23	-27%	Provident Financial Svcs Inc	BANKING - Savings & Loans
WSBF	07/28/23	10/27/23	-27%	Waterstone Financial Inc.	BANKING - Savings & Loans
BOKF	07/28/23	10/27/23	-27%	Bok Financial Corp	BANKING - Regional - Southwest Banks
FFIN	07/28/23	10/27/23	-27%	First Financial Bankshrs	BANKING - Regional - Southwest Banks
LBAL	07/28/23	10/27/23	-28%	Lakeland Bancorp	BANKING - Regional - Northeast Banks
BKU	07/28/23	10/27/23	-28%	BankUnited Inc.	BANKING - Regional - Mid-Atlantic Banks
SFNC	07/28/23	10/27/23	-28%	Simmons First Natl Corp Cl A	BANKING - Regional - Southeast Banks
AX	07/28/23	10/27/23	-28%	Axos Financial Inc	BANKING - Savings & Loans
PACW	07/28/23	10/27/23	-28%	PacWest Bancorp	BANKING - Regional - Pacific Banks
CMA	07/28/23	10/27/23	-29%	C Comerica Inc	BANKING - Regional - Midwest Banks
CFG	07/28/23	10/27/23	-29%	Citizens Financial Group Inc	BANKING - Regional - Northeast Banks
FFWM	07/28/23	10/27/23	-29%	First Foundation Inc	BANKING - Regional - Northeast Banks
EGBN	07/28/23	10/27/23	-30%	Eagle Bancorp Inc	BANKING - Regional - Mid-Atlantic Banks
ISTR	07/28/23	10/27/23	-30%	Investar Holding Corporation	BANKING - Regional - Northeast Banks
MCB	07/28/23	10/27/23	-30%	Metropolitan Bank Holding Corp	BANKING - Regional - Northeast Banks
INBK	07/28/23	10/27/23	-30%	First Internet Bancorp	BANKING - Regional - Midwest Banks
NWG	07/28/23	10/27/23	-30%	NatWest Group plc	BANKING - Money Center Banks
HIFS	07/28/23	10/27/23	-31%	Hingham Institution for Savings	BANKING - Savings & Loans
RF	07/28/23	10/27/23	-31%	Regions Financial Corp	BANKING - Regional - Southeast Banks
NFBK	07/28/23	10/27/23	-32%	Northfield Bancorp Inc.	BANKING - Regional - Northeast Banks
WASH	07/28/23	10/27/23	-32%	Washington Trust Bancorp	BANKING - Regional - Northeast Banks
NYCB	07/28/23	10/27/23	-32%	New York Community Bancorp	BANKING - Savings & Loans
OCN	07/28/23	10/27/23	-34%	Ocwen Financial Corp	BANKING - Savings & Loans
OCFC	07/28/23	10/27/23	-34%	Oceanfirst Fincl Corp	BANKING - Savings & Loans
GCBC	07/28/23	10/27/23	-35%	Greene County Bancorp	BANKING - Savings & Loans
MYFW	07/28/23	10/27/23	-37%	First Western Financial Inc	BANKING - Regional - Northeast Banks
TBNK	07/28/23	10/27/23	-49%	Territorial Bancorp Inc	BANKING - Regional - Pacific Banks
HMST	07/28/23	10/27/23	-55%	HomeStreet Inc.	BANKING - Savings & Loans

0 stocks >+20% and 90 stocks <-20% (0% and 32% of total) 07/28/23 to 10/27/23.

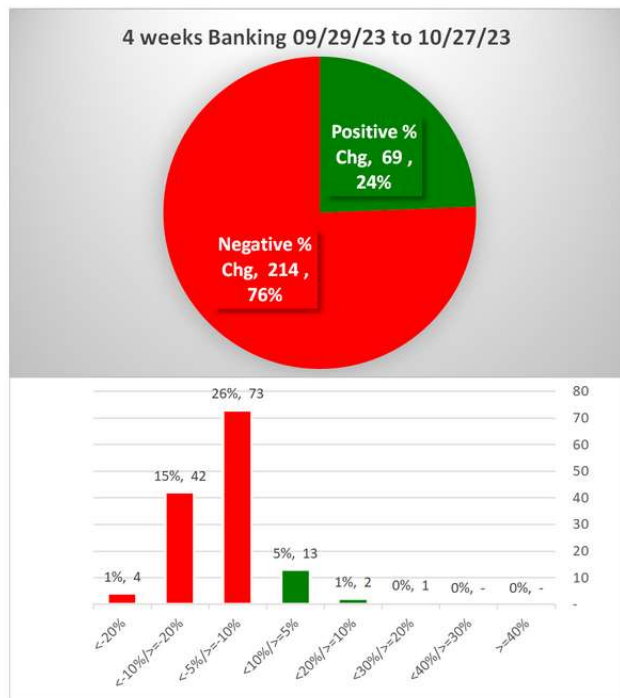
7

October 27, 2023

For educational purposes only. Not a stock or investment recommendation.

3. STRENGTH BY LOOKBACK PERIOD (with Best/Worst stocks)

3B. Lookback 4 Weeks



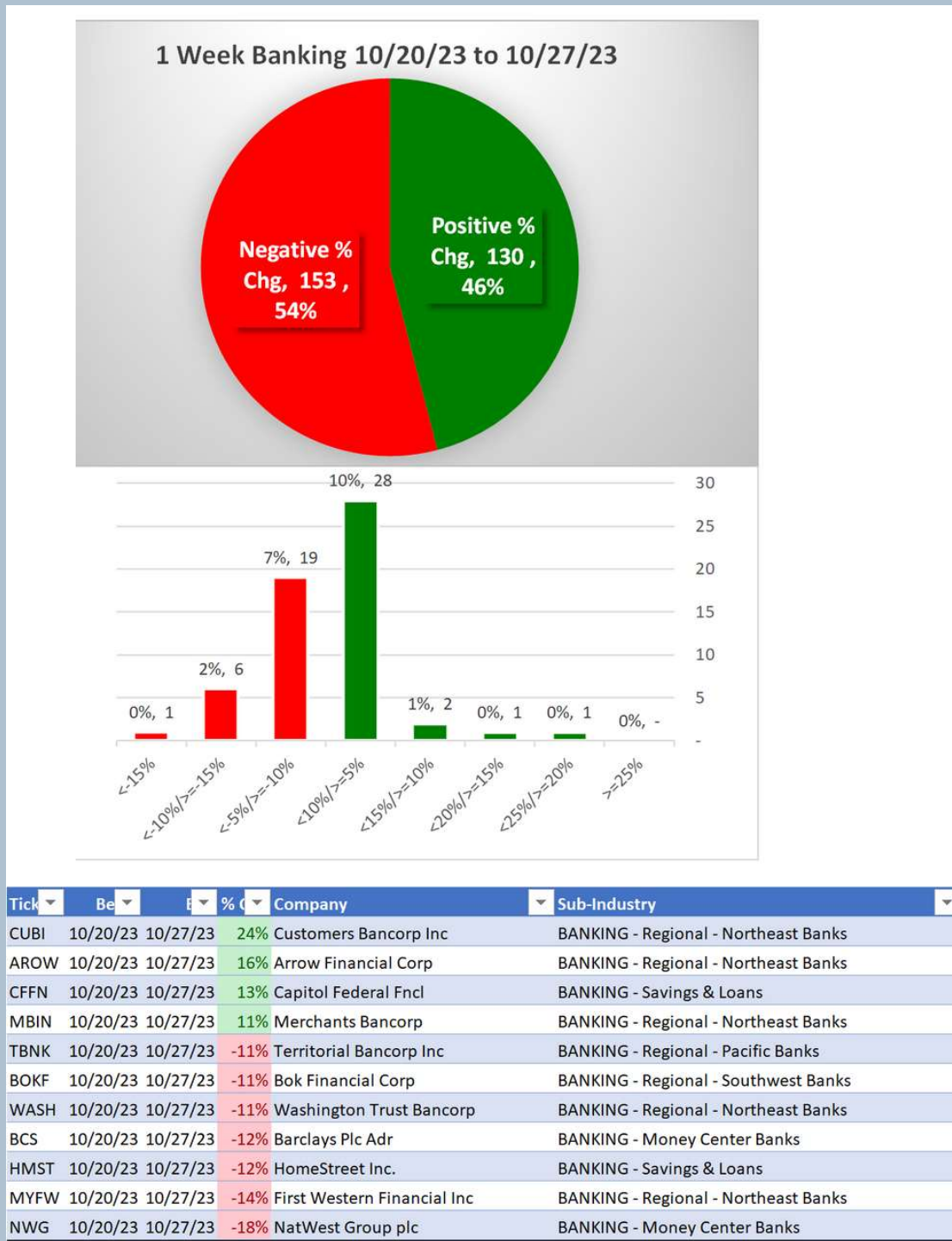
Tick	Be	E	%	Company	Sub-Industry
AROW	09/29/23	10/27/23	22%	Arrow Financial Corp	BANKING - Regional - Northeast Banks
UNB	09/29/23	10/27/23	17%	Union Bankshares Inc	BANKING - Regional - Northeast Banks
CUBI	09/29/23	10/27/23	15%	Customers Bancorp Inc	BANKING - Regional - Northeast Banks
CM	09/29/23	10/27/23	-10%	Canadian Imprl Bnk Of Co	BANKING - Money Center Banks
SFBS	09/29/23	10/27/23	-10%	ServisFirst Bancshares Inc	BANKING - Regional - Northeast Banks
LBAI	09/29/23	10/27/23	-10%	Lakeland Bancorp	BANKING - Regional - Northeast Banks
TRMK	09/29/23	10/27/23	-10%	Trustmark Corp	BANKING - Regional - Southeast Banks

RY	09/29/23	10/27/23	-11%	Royal Bank Of Canada	BANKING - Foreign Regional Banks
HWC	09/29/23	10/27/23	-11%	Hancock Whitney Corporation	BANKING - Regional - Southeast Banks
NFBK	09/29/23	10/27/23	-11%	Northfield Bancorp Inc.	BANKING - Regional - Northeast Banks
BCBP	09/29/23	10/27/23	-11%	BCB Bancorp Inc (NJ)	BANKING - Regional - Northeast Banks
RBB	09/29/23	10/27/23	-11%	RBB Bancorp	BANKING - Regional - Northeast Banks
LYG	09/29/23	10/27/23	-11%	Lloyds Banking Group Plc	BANKING - Money Center Banks
BRKL	09/29/23	10/27/23	-11%	Brookline Bancorp Inc	BANKING - Savings & Loans
FBMS	09/29/23	10/27/23	-12%	First Bancshares Inc (The) (MS)	BANKING - Regional - Southeast Banks
CATC	09/29/23	10/27/23	-12%	Cambridge Bancorp	BANKING - Regional - Northeast Banks
MCB	09/29/23	10/27/23	-12%	Metropolitan Bank Holding Corp	BANKING - Regional - Northeast Banks
CNOB	09/29/23	10/27/23	-12%	ConnectOne Bancorp Inc	BANKING - Regional - Mid-Atlantic Banks
OCN	09/29/23	10/27/23	-12%	Ocwen Financial Corp	BANKING - Savings & Loans
BMO	09/29/23	10/27/23	-12%	Bank Of Montreal	BANKING - Money Center Banks
FFNW	09/29/23	10/27/23	-12%	First Financial Northwest Inc	BANKING - Regional - Pacific Banks
BNS	09/29/23	10/27/23	-12%	Bank Of Nova Scotia (the)	BANKING - Money Center Banks
HAFC	09/29/23	10/27/23	-13%	Hanmi Financial Corp	BANKING - Regional - Pacific Banks
BANC	09/29/23	10/27/23	-13%	Banc of California Inc	BANKING - Regional - Pacific Banks
HBNC	09/29/23	10/27/23	-13%	Horizon Bancorp Indiana	BANKING - Regional - Northeast Banks
WAL	09/29/23	10/27/23	-13%	Western Alliance Bancorporation	BANKING - Regional - Pacific Banks
PPBI	09/29/23	10/27/23	-13%	Pacific Premier Bancorp Inc	BANKING - Regional - Pacific Banks
MVBF	09/29/23	10/27/23	-13%	MVB Financial Corp	BANKING - Regional - Northeast Banks
UCBI	09/29/23	10/27/23	-13%	United Community Banks	BANKING - Regional - Mid-Atlantic Banks
PGC	09/29/23	10/27/23	-13%	Peapack-Gladstone Fnl	BANKING - Regional - Northeast Banks
MTB	09/29/23	10/27/23	-14%	M&T Bank Corp	BANKING - Regional - Northeast Banks
FVCB	09/29/23	10/27/23	-14%	FVCBankcorp Inc	BANKING - Regional - Northeast Banks
OCFC	09/29/23	10/27/23	-14%	Oceanfirst Fincl Corp	BANKING - Savings & Loans
PACW	09/29/23	10/27/23	-15%	PacWest Bancorp	BANKING - Regional - Pacific Banks
CFG	09/29/23	10/27/23	-15%	Citizens Financial Group Inc	BANKING - Regional - Northeast Banks
ZION	09/29/23	10/27/23	-16%	Zions Bancorporation NA	BANKING - Regional - Pacific Banks
IFS	09/29/23	10/27/23	-16%	Intercorp Financial Services Inc	BANKING - Foreign Regional Banks
SFNC	09/29/23	10/27/23	-16%	Simmons First Natl Corp CI A	BANKING - Regional - Southeast Banks
WASH	09/29/23	10/27/23	-17%	Washington Trust Bancorp	BANKING - Regional - Northeast Banks
NYCB	09/29/23	10/27/23	-18%	New York Community Bancorp	BANKING - Savings & Loans
HIFS	09/29/23	10/27/23	-18%	Hingham Institution for Savings	BANKING - Savings & Loans
RF	09/29/23	10/27/23	-19%	Regions Financial Corp	BANKING - Regional - Southeast Banks
BOKF	09/29/23	10/27/23	-19%	Bok Financial Corp	BANKING - Regional - Southwest Banks
FFWM	09/29/23	10/27/23	-20%	First Foundation Inc	BANKING - Regional - Northeast Banks
BCS	09/29/23	10/27/23	-20%	Barclays Plc Adr	BANKING - Money Center Banks
TBNK	09/29/23	10/27/23	-21%	Territorial Bancorp Inc	BANKING - Regional - Pacific Banks
NWG	09/29/23	10/27/23	-24%	NatWest Group plc	BANKING - Money Center Banks
MYFW	09/29/23	10/27/23	-27%	First Western Financial Inc	BANKING - Regional - Northeast Banks
HMST	09/29/23	10/27/23	-42%	HomeStreet Inc.	BANKING - Savings & Loans

3 stocks >+10% and 46 stocks <-10% (1% and 16% of total) 09/29/23 to 10/27/23.

3. STRENGTH BY LOOKBACK PERIOD (with Best/Worst stocks)

3C. Lookback 1 Week



4 stocks >+10% and 7 stocks <-10% (1% and 2% of total) 10/20/23 to 10/27/23.