



10-Week Industry Strength Report

Week 1 (Current)

as of October 13, 2023

Scroll page by page to see the 10-week week-by-week strengthening and weakening by industry (most recent week first)

Length - Begin/End	Industry	#	Min	Avg	Max	Status	9Weakest	8VWeak	7Weaker	6Week	5Avg	4Strong	3Stronger	2VStrong	1Strongest
7 Days - 10/06/23 to 10/13/23	BANKING	283	-11%	-2%	11%	Unchanged				283 BANKING					
7 Days - 10/06/23 to 10/13/23	FINANCIAL SERVICES	129	-23%	-1%	8%	Weakened					129 FIN SVC				
7 Days - 10/06/23 to 10/13/23	INSURANCE	89	-10%	0%	15%	Weakened					89 INSURANCE				
7 Days - 10/06/23 to 10/13/23	REAL ESTATE	190	-13%	0%	14%	Unchanged				190 REAL ESTATE					
7 Days - 10/06/23 to 10/13/23	COMPUTER HARDWARE	32	-12%	-2%	6%	Strengthened					32 HARDWARE->	32 HARDWARE->			
7 Days - 10/06/23 to 10/13/23	COMPUTER SOFTWARE & SERVICES	201	-43%	-3%	16%	Weakened						201 SOFTWARE			
7 Days - 10/06/23 to 10/13/23	ELECTRONICS	122	-46%	-2%	11%	Unchanged					122 ELECTRNCS				
7 Days - 10/06/23 to 10/13/23	INTERNET	41	-20%	-3%	8%	Weakened					<-INTERNET 41	<-INTERNET 41			
7 Days - 10/06/23 to 10/13/23	TELECOMMUNICATIONS	50	-14%	-1%	26%	Strengthened				50 TELCO->	50 TELCO->				
7 Days - 10/06/23 to 10/13/23	CONSUMER DURABLES	41	-12%	-2%	9%	Unchanged					41 CONS DURBLS				
7 Days - 10/06/23 to 10/13/23	CONSUMER NON-DURABLES	80	-9%	-1%	10%	Weakened				<-CON N-DUR 80	<-CON N-DUR 80				
7 Days - 10/06/23 to 10/13/23	FOOD & BEVERAGE	67	-13%	-1%	17%	Weakened				67 FOOD BEV					
7 Days - 10/06/23 to 10/13/23	RETAIL	55	-14%	0%	38%	Unchanged					55 RETAIL				
7 Days - 10/06/23 to 10/13/23	SPECIALTY RETAIL	70	-17%	-1%	21%	Unchanged					70 SPEC RETAIL				
7 Days - 10/06/23 to 10/13/23	AUTOMOTIVE	62	-21%	-2%	7%	Weakened					62 AUTO				
7 Days - 10/06/23 to 10/13/23	ENERGY	150	-7%	6%	18%	Strengthened					150 ENERGY->	150 ENERGY->			
7 Days - 10/06/23 to 10/13/23	MATERIALS & CONSTRUCTION	83	-12%	-2%	18%	Unchanged						83 MTL CONST			
7 Days - 10/06/23 to 10/13/23	METALS & MINING	68	-24%	2%	21%	Strengthened					68 METALS				
7 Days - 10/06/23 to 10/13/23	TRANSPORTATION	83	-8%	0%	19%	Unchanged					83 TRANSPORT				
7 Days - 10/06/23 to 10/13/23	DIVERSIFIED SERVICES	144	-17%	-1%	33%	Unchanged					144 DIV SVC				
7 Days - 10/06/23 to 10/13/23	HEALTH SERVICES	135	-47%	-6%	21%	Weakened				135 HEALTH SVC					
7 Days - 10/06/23 to 10/13/23	LEISURE	82	-13%	-2%	7%	Weakened				82 LEISURE					
7 Days - 10/06/23 to 10/13/23	MEDIA	56	-14%	0%	12%	Weakened					56 MEDIA				
7 Days - 10/06/23 to 10/13/23	UTILITIES	80	-8%	2%	18%	Unchanged				80 UTILITIES					
7 Days - 10/06/23 to 10/13/23	AEROSPACE/DEFENSE	29	-5%	3%	20%	Strengthened					29 AERO/DEF->	29 AERO/DEF->			
7 Days - 10/06/23 to 10/13/23	CHEMICALS	64	-17%	-2%	8%	Weakened				<-CHEMICALS 64	<-CHEMICALS 64				
7 Days - 10/06/23 to 10/13/23	DRUGS	260	-71%	-2%	28%	Unchanged				260 DRUGS					
7 Days - 10/06/23 to 10/13/23	MANUFACTURING	126	-25%	-2%	15%	Weakened					126 MFG				
7 Days - 10/06/23 to 10/13/23	WHOLESALE	36	-8%	0%	22%	Unchanged					36 WHOLESALE				

10 weeks ago:

Length - Begin/End	Industry	#	Min	Avg	Max	Status	9Weakest	8VWeak	7Weaker	6Week	5Avg	4Strong	3Stronger	2VStrong	1Strongest
7 Days - 08/04/23 to 08/11/23	BANKING	283	-9%	-1%	8%	Unchanged					283 BANKING				
7 Days - 08/04/23 to 08/11/23	FINANCIAL SERVICES	129	-45%	-1%	8%	Weakened						<-FIN SVC 129	<-FIN SVC 129		
7 Days - 08/04/23 to 08/11/23	INSURANCE	89	-37%	0%	46%	Weakened						89 INSURANCE			
7 Days - 08/04/23 to 08/11/23	REAL ESTATE	192	-19%	-1%	10%	Unchanged					192 REAL ESTATE				
7 Days - 08/04/23 to 08/11/23	COMPUTER HARDWARE	32	-25%	-3%	15%	Weakened					<-HARDWARE 32	<-HARDWARE 32			
7 Days - 08/04/23 to 08/11/23	COMPUTER SOFTWARE & SERVICES	202	-45%	-3%	29%	Weakened						202 SOFTWARE			
7 Days - 08/04/23 to 08/11/23	ELECTRONICS	122	-31%	-4%	18%	Weakened						122 ELECTRNCS			
7 Days - 08/04/23 to 08/11/23	INTERNET	41	-18%	-2%	20%	Weakened						41 INTERNET			
7 Days - 08/04/23 to 08/11/23	TELECOMMUNICATIONS	50	-29%	1%	19%	Weakened				50 TELCO					
7 Days - 08/04/23 to 08/11/23	CONSUMER DURABLES	41	-18%	-1%	24%	Weakened						41 CONS DURBLS			
7 Days - 08/04/23 to 08/11/23	CONSUMER NON-DURABLES	80	-30%	-2%	19%	Weakened						80 CON N-DUR			
7 Days - 08/04/23 to 08/11/23	FOOD & BEVERAGE	67	-22%	-1%	25%	Unchanged					67 FOOD BEV				
7 Days - 08/04/23 to 08/11/23	RETAIL	55	-17%	-1%	9%	Unchanged						55 RETAIL			
7 Days - 08/04/23 to 08/11/23	SPECIALTY RETAIL	70	-17%	-2%	50%	Unchanged						70 SPEC RETAIL			
7 Days - 08/04/23 to 08/11/23	AUTOMOTIVE	62	-24%	-4%	8%	Weakened						<-AUTO 62	<-AUTO 62		
7 Days - 08/04/23 to 08/11/23	ENERGY	152	-11%	2%	19%	Unchanged						152 ENERGY			
7 Days - 08/04/23 to 08/11/23	MATERIALS & CONSTRUCTION	83	-19%	0%	32%	Unchanged							83 MTL CONST		
7 Days - 08/04/23 to 08/11/23	METALS & MINING	68	-13%	-1%	12%	Unchanged					68 METALS				
7 Days - 08/04/23 to 08/11/23	TRANSPORTATION	83	-30%	-2%	14%	Weakened						<-TRANSPORT 83	<-TRANSPORT 83		
7 Days - 08/04/23 to 08/11/23	DIVERSIFIED SERVICES	144	-42%	1%	35%	Unchanged						144 DIV SVC			
7 Days - 08/04/23 to 08/11/23	HEALTH SERVICES	135	-45%	-4%	13%	Weakened					135 HEALTH SVC				
7 Days - 08/04/23 to 08/11/23	LEISURE	82	-15%	0%	19%	Unchanged						82 LEISURE			
7 Days - 08/04/23 to 08/11/23	MEDIA	56	-25%	-1%	17%	Strengthened					56 MEDIA				
7 Days - 08/04/23 to 08/11/23	UTILITIES	80	-13%	1%	17%	Strengthened				80 UTILITIES->	80 UTILITIES->				
7 Days - 08/04/23 to 08/11/23	AEROSPACE/DEFENSE	29	-13%	0%	17%	Unchanged						29 AERO/DEF			
7 Days - 08/04/23 to 08/11/23	CHEMICALS	64	-24%	-2%	11%	Unchanged						64 CHEMICALS			
7 Days - 08/04/23 to 08/11/23	DRUGS	260	-40%	-2%	32%	Unchanged					260 DRUGS				
7 Days - 08/04/23 to 08/11/23	MANUFACTURING	126	-20%	0%	31%	Weakened						<-MFG 126	<-MFG 126		
7 Days - 08/04/23 to 08/11/23	WHOLESALE	36	-22%	-1%	17%	Weakened						36 WHOLESALE			

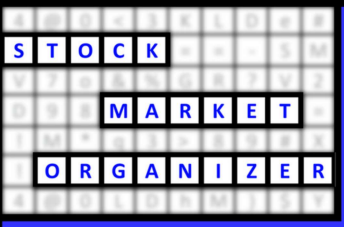
Green Highlight: Strengthened

Red Highlight: Weakened

No Highlight: Unchanged

1

For educational purposes only. Not financial advice or a stock/investment recommendation.



10-Week Industry Strength Report

Week 2

as of October 13, 2023

Length - Begin/End	Industry	#	Min	Avg	Max	Status	9Weakest	8VWeak	7Weaker	6Week	5Avg	4Strong	3Stronger	2VStrong	1Strongest
7 Days - 09/29/23 to 10/06/23	BANKING	283	-11%	0%	17%	Unchanged			283 BANKING						
7 Days - 09/29/23 to 10/06/23	FINANCIAL SERVICES	129	-14%	-2%	12%	Unchanged				129 FIN SVC					
7 Days - 09/29/23 to 10/06/23	INSURANCE	89	-9%	0%	5%	Unchanged					89 INSURANCE				
7 Days - 09/29/23 to 10/06/23	REAL ESTATE	190	-32%	-4%	5%	Unchanged			190 REAL ESTATE						
7 Days - 09/29/23 to 10/06/23	COMPUTER HARDWARE	32	-21%	-2%	6%	Unchanged				32 HARDWARE					
7 Days - 09/29/23 to 10/06/23	COMPUTER SOFTWARE & SERVICES	201	-26%	-1%	12%	Strengthened					201 SOFTWARE				
7 Days - 09/29/23 to 10/06/23	ELECTRONICS	122	-20%	2%	8%	Weakened				122 ELECTRNCS					
7 Days - 09/29/23 to 10/06/23	INTERNET	41	-20%	-1%	11%	Strengthened				41 INTERNET->	41 INTERNET->				
7 Days - 09/29/23 to 10/06/23	TELECOMMUNICATIONS	50	-24%	-4%	23%	Unchanged			50 TELCO						
7 Days - 09/29/23 to 10/06/23	CONSUMER DURABLES	41	-22%	-4%	21%	Weakened				<-CONS DURBLS 41	<-CONS DURBLS 41				
7 Days - 09/29/23 to 10/06/23	CONSUMER NON-DURABLES	80	-23%	-4%	4%	Weakened				80 CON N-DUR					
7 Days - 09/29/23 to 10/06/23	FOOD & BEVERAGE	67	-22%	-4%	4%	Weakened			<-FOOD BEV 67	<-FOOD BEV 67					
7 Days - 09/29/23 to 10/06/23	RETAIL	55	-19%	-2%	11%	Unchanged				55 RETAIL					
7 Days - 09/29/23 to 10/06/23	SPECIALTY RETAIL	70	-11%	-3%	14%	Weakened				70 SPEC RETAIL					
7 Days - 09/29/23 to 10/06/23	AUTOMOTIVE	62	-14%	-3%	6%	Weakened				62 AUTO					
7 Days - 09/29/23 to 10/06/23	ENERGY	150	-32%	-5%	41%	Weakened					<-ENERGY 150	<-ENERGY 150			
7 Days - 09/29/23 to 10/06/23	MATERIALS & CONSTRUCTION	83	-22%	-2%	10%	Weakened					83 MTL CONST				
7 Days - 09/29/23 to 10/06/23	METALS & MINING	68	-32%	-3%	4%	Weakened				68 METALS					
7 Days - 09/29/23 to 10/06/23	TRANSPORTATION	83	-16%	-1%	11%	Unchanged				83 TRANSPORT					
7 Days - 09/29/23 to 10/06/23	DIVERSIFIED SERVICES	144	-20%	0%	42%	Strengthened									
7 Days - 09/29/23 to 10/06/23	HEALTH SERVICES	135	-22%	-2%	13%	Unchanged			135 HEALTH SVC						
7 Days - 09/29/23 to 10/06/23	LEISURE	82	-29%	-3%	6%	Unchanged			82 LEISURE						
7 Days - 09/29/23 to 10/06/23	MEDIA	56	-16%	-1%	16%	Strengthened				56 MEDIA					
7 Days - 09/29/23 to 10/06/23	UTILITIES	80	-24%	-2%	9%	Unchanged			80 UTILITIES						
7 Days - 09/29/23 to 10/06/23	AEROSPACE/DEFENSE	29	-7%	0%	27%	Strengthened				29 AERO/DEF					
7 Days - 09/29/23 to 10/06/23	CHEMICALS	64	-15%	-4%	4%	Unchanged				64 CHEMICALS					
7 Days - 09/29/23 to 10/06/23	DRUGS	260	-36%	-2%	44%	Unchanged			260 DRUGS						
7 Days - 09/29/23 to 10/06/23	MANUFACTURING	126	-18%	-2%	5%	Unchanged				126 MFG					
7 Days - 09/29/23 to 10/06/23	WHOLESALE	36	-11%	-1%	20%	Unchanged					36 WHOLESALE				

Current:

Length - Begin/End	Industry	#	Min	Avg	Max	Status	9Weakest	8VWeak	7Weaker	6Week	5Avg	4Strong	3Stronger	2VStrong	1Strongest
7 Days - 10/06/23 to 10/13/23	BANKING	283	-11%	-2%	11%	Unchanged			283 BANKING						
7 Days - 10/06/23 to 10/13/23	FINANCIAL SERVICES	129	-23%	-1%	8%	Weakened				129 FIN SVC					
7 Days - 10/06/23 to 10/13/23	INSURANCE	89	-10%	0%	15%	Weakened					89 INSURANCE				
7 Days - 10/06/23 to 10/13/23	REAL ESTATE	190	-13%	0%	14%	Unchanged			190 REAL ESTATE						
7 Days - 10/06/23 to 10/13/23	COMPUTER HARDWARE	32	-12%	-2%	6%	Strengthened				32 HARDWARE->	32 HARDWARE->				
7 Days - 10/06/23 to 10/13/23	COMPUTER SOFTWARE & SERVICES	201	-43%	-3%	16%	Weakened					201 SOFTWARE				
7 Days - 10/06/23 to 10/13/23	ELECTRONICS	122	-46%	-2%	11%	Unchanged				122 ELECTRNCS					
7 Days - 10/06/23 to 10/13/23	INTERNET	41	-20%	-3%	8%	Weakened				<-INTERNET 41	<-INTERNET 41				
7 Days - 10/06/23 to 10/13/23	TELECOMMUNICATIONS	50	-14%	-1%	26%	Strengthened			50 TELCO->	50 TELCO->					
7 Days - 10/06/23 to 10/13/23	CONSUMER DURABLES	41	-12%	-2%	9%	Unchanged				41 CONS DURBLS					
7 Days - 10/06/23 to 10/13/23	CONSUMER NON-DURABLES	80	-9%	-1%	10%	Weakened			<-CON N-DUR 80	<-CON N-DUR 80					
7 Days - 10/06/23 to 10/13/23	FOOD & BEVERAGE	67	-13%	-1%	17%	Weakened			67 FOOD BEV						
7 Days - 10/06/23 to 10/13/23	RETAIL	55	-14%	0%	38%	Unchanged				55 RETAIL					
7 Days - 10/06/23 to 10/13/23	SPECIALTY RETAIL	70	-17%	-1%	21%	Unchanged				70 SPEC RETAIL					
7 Days - 10/06/23 to 10/13/23	AUTOMOTIVE	62	-21%	-2%	7%	Weakened				62 AUTO					
7 Days - 10/06/23 to 10/13/23	ENERGY	150	-7%	6%	18%	Strengthened					150 ENERGY->	150 ENERGY->			
7 Days - 10/06/23 to 10/13/23	MATERIALS & CONSTRUCTION	83	-12%	-2%	18%	Unchanged					83 MTL CONST				
7 Days - 10/06/23 to 10/13/23	METALS & MINING	68	-24%	2%	21%	Strengthened				68 METALS					
7 Days - 10/06/23 to 10/13/23	TRANSPORTATION	83	-8%	0%	19%	Unchanged				83 TRANSPORT					
7 Days - 10/06/23 to 10/13/23	DIVERSIFIED SERVICES	144	-17%	-1%	33%	Unchanged				144 DIV SVC					
7 Days - 10/06/23 to 10/13/23	HEALTH SERVICES	135	-47%	-6%	21%	Weakened			135 HEALTH SVC						
7 Days - 10/06/23 to 10/13/23	LEISURE	82	-13%	-2%	7%	Weakened			82 LEISURE						
7 Days - 10/06/23 to 10/13/23	MEDIA	56	-14%	0%	12%	Weakened				56 MEDIA					
7 Days - 10/06/23 to 10/13/23	UTILITIES	80	-8%	2%	18%	Unchanged			80 UTILITIES						
7 Days - 10/06/23 to 10/13/23	AEROSPACE/DEFENSE	29	-5%	3%	20%	Strengthened				29 AERO/DEF->	29 AERO/DEF->				
7 Days - 10/06/23 to 10/13/23	CHEMICALS	64	-17%	-2%	8%	Weakened			<-CHEMICALS 64	<-CHEMICALS 64					
7 Days - 10/06/23 to 10/13/23	DRUGS	260	-71%	-4%	28%	Unchanged			260 DRUGS						
7 Days - 10/06/23 to 10/13/23	MANUFACTURING	126	-25%	-2%	15%	Weakened				126 MFG					
7 Days - 10/06/23 to 10/13/23	WHOLESALE	36	-8%	0%	22%	Unchanged					36 WHOLESALE				

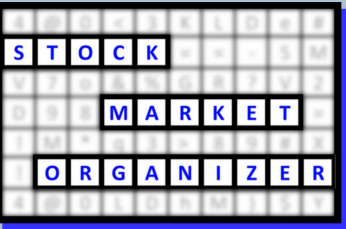
Green Highlight: Strengthened

Red Highlight: Weakened

No Highlight: Unchanged

2

For educational purposes only. Not financial advice or a stock/investment recommendation.



10-Week Industry Strength Report

Week 3

as of October 13, 2023

Length - Begin/End	Industry	#	Min	Avg	Max	Status	9Weakest	8VWeak	7Weaker	6Week	5Avg	4Strong	3Stronger	2VStrong	1Strongest
7 Days - 09/22/23 to 09/29/23	BANKING	283	-10%	0%	12%	Weakened			283 BANKING						
7 Days - 09/22/23 to 09/29/23	FINANCIAL SERVICES	129	-7%	1%	88%	Weakened				<-FIN SVC 129	<-FIN SVC 129				
7 Days - 09/22/23 to 09/29/23	INSURANCE	89	-9%	-2%	7%	Weakened					<-INSURANCE 89	<-INSURANCE 89			
7 Days - 09/22/23 to 09/29/23	REAL ESTATE	190	-20%	-2%	8%	Weakened			190 REAL ESTATE						
7 Days - 09/22/23 to 09/29/23	COMPUTER HARDWARE	32	-10%	1%	16%	Unchanged				32 HARDWARE					
7 Days - 09/22/23 to 09/29/23	COMPUTER SOFTWARE & SERVICES	201	-15%	1%	22%	Unchanged					201 SOFTWARE				
7 Days - 09/22/23 to 09/29/23	ELECTRONICS	122	-6%	2%	18%	Strengthened				122 ELECTRNCS					
7 Days - 09/22/23 to 09/29/23	INTERNET	41	-5%	2%	31%	Strengthened				41 INTERNET					
7 Days - 09/22/23 to 09/29/23	TELECOMMUNICATIONS	50	-9%	-2%	6%	Weakened			<-TELCO 50	<-TELCO 50					
7 Days - 09/22/23 to 09/29/23	CONSUMER DURABLES	41	-4%	2%	22%	Strengthened				41 CONS DURBL5->	41 CONS DURBL5->				
7 Days - 09/22/23 to 09/29/23	CONSUMER NON-DURABLES	80	-9%	0%	8%	Unchanged				80 CON N-DUR					
7 Days - 09/22/23 to 09/29/23	FOOD & BEVERAGE	67	-6%	-2%	5%	Unchanged				67 FOOD BEV					
7 Days - 09/22/23 to 09/29/23	RETAIL	55	-9%	1%	15%	Unchanged				55 RETAIL					
7 Days - 09/22/23 to 09/29/23	SPECIALTY RETAIL	70	-8%	4%	70%	Strengthened				70 SPEC RETAIL					
7 Days - 09/22/23 to 09/29/23	AUTOMOTIVE	62	-9%	1%	14%	Strengthened				62 AUTO					
7 Days - 09/22/23 to 09/29/23	ENERGY	150	-8%	2%	17%	Strengthened						150 ENERGY			
7 Days - 09/22/23 to 09/29/23	MATERIALS & CONSTRUCTION	83	-6%	1%	28%	Strengthened					83 MTL CONST				
7 Days - 09/22/23 to 09/29/23	METALS & MINING	68	-12%	0%	23%	Strengthened				68 METALS					
7 Days - 09/22/23 to 09/29/23	TRANSPORTATION	83	-15%	1%	14%	Unchanged				83 TRANSPORT					
7 Days - 09/22/23 to 09/29/23	DIVERSIFIED SERVICES	144	-12%	0%	21%	Weakened				144 DIV SVC					
7 Days - 09/22/23 to 09/29/23	HEALTH SERVICES	135	-13%	0%	23%	Weakened			<-HEALTH SVC 135	<-HEALTH SVC 135					
7 Days - 09/22/23 to 09/29/23	LEISURE	82	-11%	0%	13%	Unchanged				82 LEISURE					
7 Days - 09/22/23 to 09/29/23	MEDIA	56	-18%	0%	13%	Unchanged				56 MEDIA					
7 Days - 09/22/23 to 09/29/23	UTILITIES	80	-39%	-6%	9%	Unchanged				80 UTILITIES					
7 Days - 09/22/23 to 09/29/23	AEROSPACE/DEFENSE	29	-28%	0%	6%	Unchanged				29 AERO/DEF					
7 Days - 09/22/23 to 09/29/23	CHEMICALS	64	-9%	1%	26%	Unchanged				64 CHEMICALS					
7 Days - 09/22/23 to 09/29/23	DRUGS	260	-38%	-1%	77%	Weakened			<-DRUGS 260	<-DRUGS 260					
7 Days - 09/22/23 to 09/29/23	MANUFACTURING	126	-14%	1%	9%	Unchanged				126 MFG					
7 Days - 09/22/23 to 09/29/23	WHOLESALE	36	-25%	0%	10%	Strengthened				36 WHOLESALE->	36 WHOLESALE->				

Current:

Length - Begin/End	Industry	#	Min	Avg	Max	Status	9Weakest	8VWeak	7Weaker	6Week	5Avg	4Strong	3Stronger	2VStrong	1Strongest
7 Days - 10/06/23 to 10/13/23	BANKING	283	-11%	-2%	11%	Unchanged			283 BANKING						
7 Days - 10/06/23 to 10/13/23	FINANCIAL SERVICES	129	-23%	-1%	8%	Weakened				129 FIN SVC					
7 Days - 10/06/23 to 10/13/23	INSURANCE	89	-10%	0%	15%	Weakened					89 INSURANCE				
7 Days - 10/06/23 to 10/13/23	REAL ESTATE	190	-13%	0%	14%	Unchanged			190 REAL ESTATE						
7 Days - 10/06/23 to 10/13/23	COMPUTER HARDWARE	32	-12%	-2%	6%	Strengthened				32 HARDWARE->	32 HARDWARE->				
7 Days - 10/06/23 to 10/13/23	COMPUTER SOFTWARE & SERVICES	201	-43%	-3%	16%	Weakened					201 SOFTWARE				
7 Days - 10/06/23 to 10/13/23	ELECTRONICS	122	-46%	-2%	11%	Unchanged				122 ELECTRNCS					
7 Days - 10/06/23 to 10/13/23	INTERNET	41	-20%	-3%	8%	Weakened				<-INTERNET 41	<-INTERNET 41				
7 Days - 10/06/23 to 10/13/23	TELECOMMUNICATIONS	50	-14%	-1%	26%	Strengthened			50 TELCO->	50 TELCO->					
7 Days - 10/06/23 to 10/13/23	CONSUMER DURABLES	41	-12%	-2%	9%	Unchanged				41 CONS DURBL5					
7 Days - 10/06/23 to 10/13/23	CONSUMER NON-DURABLES	80	-9%	-1%	10%	Weakened			<-CON N-DUR 80	<-CON N-DUR 80					
7 Days - 10/06/23 to 10/13/23	FOOD & BEVERAGE	67	-13%	-1%	17%	Weakened				67 FOOD BEV					
7 Days - 10/06/23 to 10/13/23	RETAIL	55	-14%	0%	38%	Unchanged				55 RETAIL					
7 Days - 10/06/23 to 10/13/23	SPECIALTY RETAIL	70	-17%	-1%	21%	Unchanged				70 SPEC RETAIL					
7 Days - 10/06/23 to 10/13/23	AUTOMOTIVE	62	-21%	-2%	7%	Weakened				62 AUTO					
7 Days - 10/06/23 to 10/13/23	ENERGY	150	-7%	6%	18%	Strengthened					150 ENERGY->	150 ENERGY->			
7 Days - 10/06/23 to 10/13/23	MATERIALS & CONSTRUCTION	83	-12%	-2%	18%	Unchanged					83 MTL CONST				
7 Days - 10/06/23 to 10/13/23	METALS & MINING	68	-24%	2%	21%	Strengthened				68 METALS					
7 Days - 10/06/23 to 10/13/23	TRANSPORTATION	83	-8%	0%	19%	Unchanged				83 TRANSPORT					
7 Days - 10/06/23 to 10/13/23	DIVERSIFIED SERVICES	144	-17%	-1%	33%	Unchanged				144 DIV SVC					
7 Days - 10/06/23 to 10/13/23	HEALTH SERVICES	135	-47%	-6%	21%	Weakened			135 HEALTH SVC						
7 Days - 10/06/23 to 10/13/23	LEISURE	82	-13%	-2%	7%	Weakened			82 LEISURE						
7 Days - 10/06/23 to 10/13/23	MEDIA	56	-14%	0%	12%	Weakened				56 MEDIA					
7 Days - 10/06/23 to 10/13/23	UTILITIES	80	-8%	2%	18%	Unchanged				80 UTILITIES					
7 Days - 10/06/23 to 10/13/23	AEROSPACE/DEFENSE	29	-5%	3%	20%	Strengthened				29 AERO/DEF->	29 AERO/DEF->				
7 Days - 10/06/23 to 10/13/23	CHEMICALS	64	-17%	-2%	8%	Weakened			<-CHEMICALS 64	<-CHEMICALS 64					
7 Days - 10/06/23 to 10/13/23	DRUGS	260	-71%	-4%	28%	Unchanged			260 DRUGS						
7 Days - 10/06/23 to 10/13/23	MANUFACTURING	126	-25%	-2%	15%	Weakened				126 MFG					
7 Days - 10/06/23 to 10/13/23	WHOLESALE	36	-8%	0%	22%	Unchanged					36 WHOLESALE				


Green Highlight: Strengthened

Red Highlight: Weakened

No Highlight: Unchanged

3

For educational purposes only. Not financial advice or a stock/investment recommendation.



10-Week Industry Strength Report

Week 4

as of October 13, 2023

Length - Begin/End	Industry	#	Min	Avg	Max	Status	9Weakest	8VWeak	7Weaker	6Week	5Avg	4Strong	3Stronger	2VStrong	1Strongest
7 Days - 09/15/23 to 09/22/23	BANKING	283	-16%	-4%	20%	Weakened			283 BANKING						
7 Days - 09/15/23 to 09/22/23	FINANCIAL SERVICES	129	-17%	-3%	6%	Weakened					129 FIN SVC				
7 Days - 09/15/23 to 09/22/23	INSURANCE	89	-9%	-1%	6%	Weakened						89 INSURANCE			
7 Days - 09/15/23 to 09/22/23	REAL ESTATE	190	-22%	-5%	4%	Weakened			<-REAL ESTATE 190	<-REAL ESTATE 190	<-REAL ESTATE 190				
7 Days - 09/15/23 to 09/22/23	COMPUTER HARDWARE	32	-10%	-3%	4%	Weakened				<-HARDWARE 32	<-HARDWARE 32				
7 Days - 09/15/23 to 09/22/23	COMPUTER SOFTWARE & SERVICES	201	-20%	-3%	20%	Weakened					201 SOFTWARE				
7 Days - 09/15/23 to 09/22/23	ELECTRONICS	122	-17%	-3%	17%	Weakened				122 ELECTRNCS					
7 Days - 09/15/23 to 09/22/23	INTERNET	41	-25%	-3%	6%	Weakened				<-INTERNET 41	<-INTERNET 41				
7 Days - 09/15/23 to 09/22/23	TELECOMMUNICATIONS	50	-16%	-2%	4%	Weakened				50 TELCO					
7 Days - 09/15/23 to 09/22/23	CONSUMER DURABLES	41	-12%	-1%	25%	Weakened				<-CONS DURBLS 41	<-CONS DURBLS 41				
7 Days - 09/15/23 to 09/22/23	CONSUMER NON-DURABLES	80	-16%	-3%	5%	Weakened				80 CON N-DUR					
7 Days - 09/15/23 to 09/22/23	FOOD & BEVERAGE	67	-12%	-2%	5%	Weakened				67 FOOD BEV					
7 Days - 09/15/23 to 09/22/23	RETAIL	55	-21%	-4%	6%	Weakened				<-RETAIL 55	<-RETAIL 55				
7 Days - 09/15/23 to 09/22/23	SPECIALTY RETAIL	70	-20%	-3%	7%	Weakened				70 SPEC RETAIL					
7 Days - 09/15/23 to 09/22/23	AUTOMOTIVE	62	-28%	-3%	6%	Weakened				62 AUTO					
7 Days - 09/15/23 to 09/22/23	ENERGY	150	-11%	-2%	11%	Weakened						<-ENERGY 150	<-ENERGY 150		
7 Days - 09/15/23 to 09/22/23	MATERIALS & CONSTRUCTION	83	-13%	-3%	14%	Weakened					<-MTL CONST 83	<-MTL CONST 83			
7 Days - 09/15/23 to 09/22/23	METALS & MINING	68	-15%	-4%	6%	Weakened				<-METALS 68	<-METALS 68				
7 Days - 09/15/23 to 09/22/23	TRANSPORTATION	83	-14%	-1%	11%	Weakened				<-TRANSPORT 83	<-TRANSPORT 83				
7 Days - 09/15/23 to 09/22/23	DIVERSIFIED SERVICES	144	-20%	-3%	10%	Weakened				<-DIV SVC 144	<-DIV SVC 144				
7 Days - 09/15/23 to 09/22/23	HEALTH SERVICES	135	-26%	-4%	25%	Weakened				135 HEALTH SVC					
7 Days - 09/15/23 to 09/22/23	LEISURE	82	-19%	-5%	6%	Weakened			<-LEISURE 82	<-LEISURE 82					
7 Days - 09/15/23 to 09/22/23	MEDIA	56	-15%	-2%	22%	Weakened				56 MEDIA					
7 Days - 09/15/23 to 09/22/23	UTILITIES	80	-16%	-3%	10%	Weakened			80 UTILITIES						
7 Days - 09/15/23 to 09/22/23	AEROSPACE/DEFENSE	29	-17%	-3%	9%	Weakened				29 AERO/DEF					
7 Days - 09/15/23 to 09/22/23	CHEMICALS	64	-10%	-3%	4%	Weakened				<-CHEMICALS 64	<-CHEMICALS 64				
7 Days - 09/15/23 to 09/22/23	DRUGS	260	-43%	-6%	24%	Weakened				260 DRUGS					
7 Days - 09/15/23 to 09/22/23	MANUFACTURING	126	-19%	-3%	9%	Weakened				<-MFG 126	<-MFG 126				
7 Days - 09/15/23 to 09/22/23	WHOLESALE	36	-19%	-2%	4%	Weakened				<-WHOLESALE 36	<-WHOLESALE 36				

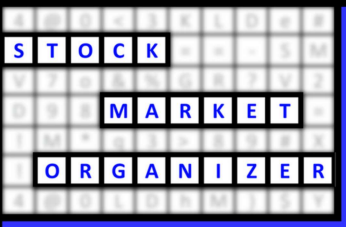
Current:

Length - Begin/End	Industry	#	Min	Avg	Max	Status	9Weakest	8VWeak	7Weaker	6Week	5Avg	4Strong	3Stronger	2VStrong	1Strongest
7 Days - 10/06/23 to 10/13/23	BANKING	283	-11%	-2%	11%	Unchanged			283 BANKING						
7 Days - 10/06/23 to 10/13/23	FINANCIAL SERVICES	129	-23%	-1%	8%	Weakened					129 FIN SVC				
7 Days - 10/06/23 to 10/13/23	INSURANCE	89	-10%	0%	15%	Weakened						89 INSURANCE			
7 Days - 10/06/23 to 10/13/23	REAL ESTATE	190	-13%	0%	14%	Unchanged			190 REAL ESTATE						
7 Days - 10/06/23 to 10/13/23	COMPUTER HARDWARE	32	-12%	-2%	6%	Strengthened				32 HARDWARE->	32 HARDWARE->				
7 Days - 10/06/23 to 10/13/23	COMPUTER SOFTWARE & SERVICES	201	-43%	-3%	16%	Weakened					201 SOFTWARE				
7 Days - 10/06/23 to 10/13/23	ELECTRONICS	122	-46%	-2%	11%	Unchanged				122 ELECTRNCS					
7 Days - 10/06/23 to 10/13/23	INTERNET	41	-20%	-3%	8%	Weakened				<-INTERNET 41	<-INTERNET 41				
7 Days - 10/06/23 to 10/13/23	TELECOMMUNICATIONS	50	-14%	-2%	26%	Strengthened			50 TELCO->	50 TELCO->					
7 Days - 10/06/23 to 10/13/23	CONSUMER DURABLES	41	-12%	-2%	9%	Unchanged				41 CONS DURBLS					
7 Days - 10/06/23 to 10/13/23	CONSUMER NON-DURABLES	80	-9%	-1%	10%	Weakened			<-CON N-DUR 80	<-CON N-DUR 80					
7 Days - 10/06/23 to 10/13/23	FOOD & BEVERAGE	67	-13%	-1%	17%	Weakened				67 FOOD BEV					
7 Days - 10/06/23 to 10/13/23	RETAIL	55	-14%	0%	38%	Unchanged				55 RETAIL					
7 Days - 10/06/23 to 10/13/23	SPECIALTY RETAIL	70	-17%	-1%	21%	Unchanged				70 SPEC RETAIL					
7 Days - 10/06/23 to 10/13/23	AUTOMOTIVE	62	-21%	-2%	7%	Weakened				62 AUTO					
7 Days - 10/06/23 to 10/13/23	ENERGY	150	-7%	6%	18%	Strengthened					150 ENERGY->	150 ENERGY->			
7 Days - 10/06/23 to 10/13/23	MATERIALS & CONSTRUCTION	83	-12%	-2%	18%	Unchanged					83 MTL CONST				
7 Days - 10/06/23 to 10/13/23	METALS & MINING	68	-24%	2%	21%	Strengthened				68 METALS					
7 Days - 10/06/23 to 10/13/23	TRANSPORTATION	83	-8%	0%	19%	Unchanged				83 TRANSPORT					
7 Days - 10/06/23 to 10/13/23	DIVERSIFIED SERVICES	144	-17%	-1%	33%	Unchanged				144 DIV SVC					
7 Days - 10/06/23 to 10/13/23	HEALTH SERVICES	135	-47%	-6%	21%	Weakened			135 HEALTH SVC						
7 Days - 10/06/23 to 10/13/23	LEISURE	82	-13%	-2%	7%	Weakened			82 LEISURE						
7 Days - 10/06/23 to 10/13/23	MEDIA	56	-14%	0%	12%	Weakened				56 MEDIA					
7 Days - 10/06/23 to 10/13/23	UTILITIES	80	-8%	2%	18%	Unchanged			80 UTILITIES						
7 Days - 10/06/23 to 10/13/23	AEROSPACE/DEFENSE	29	-5%	3%	20%	Strengthened				29 AERO/DEF->	29 AERO/DEF->				
7 Days - 10/06/23 to 10/13/23	CHEMICALS	64	-17%	-2%	8%	Weakened			<-CHEMICALS 64	<-CHEMICALS 64					
7 Days - 10/06/23 to 10/13/23	DRUGS	260	-71%	-4%	28%	Unchanged				260 DRUGS					
7 Days - 10/06/23 to 10/13/23	MANUFACTURING	126	-25%	-2%	15%	Weakened				126 MFG					
7 Days - 10/06/23 to 10/13/23	WHOLESALE	36	-8%	0%	22%	Unchanged					36 WHOLESALE				

Green Highlight: Strengthened

Red Highlight: Weakened

No Highlight: Unchanged



10-Week Industry Strength Report

Week 5

as of October 13, 2023

Length - Begin/End	Industry	#	Min	Avg	Max	Status	9Weakest	8VWeak	7Weaker	6Week	5Avg	4Strong	3Stronger	2VStrong	1Strongest
7 Days - 09/08/23 to 09/15/23	BANKING	283	-10%	1%	12%	Unchanged			283 BANKING						
7 Days - 09/08/23 to 09/15/23	FINANCIAL SERVICES	129	-13%	0%	9%	Unchanged					129 FIN SVC				
7 Days - 09/08/23 to 09/15/23	INSURANCE	89	-7%	2%	7%	Strengthened						89 INSURANCE			
7 Days - 09/08/23 to 09/15/23	REAL ESTATE	190	-11%	0%	10%	Strengthened				190 REAL ESTATE->	190 REAL ESTATE->				
7 Days - 09/08/23 to 09/15/23	COMPUTER HARDWARE	32	-12%	-3%	4%	Weakened					32 HARDWARE				
7 Days - 09/08/23 to 09/15/23	COMPUTER SOFTWARE & SERVICES	201	-16%	-2%	12%	Unchanged					201 SOFTWARE				
7 Days - 09/08/23 to 09/15/23	ELECTRONICS	122	-17%	-1%	17%	Unchanged				122 ELECTRNCS					
7 Days - 09/08/23 to 09/15/23	INTERNET	41	-21%	-1%	28%	Unchanged					41 INTERNET				
7 Days - 09/08/23 to 09/15/23	TELECOMMUNICATIONS	50	-12%	1%	28%	Strengthened				50 TELCO					
7 Days - 09/08/23 to 09/15/23	CONSUMER DURABLES	41	-7%	2%	21%	Unchanged					41 CONS DURBL				
7 Days - 09/08/23 to 09/15/23	CONSUMER NON-DURABLES	80	-8%	1%	19%	Unchanged				80 CON N-DUR					
7 Days - 09/08/23 to 09/15/23	FOOD & BEVERAGE	67	-10%	1%	19%	Unchanged				67 FOOD BEV					
7 Days - 09/08/23 to 09/15/23	RETAIL	55	-13%	0%	15%	Unchanged					55 RETAIL				
7 Days - 09/08/23 to 09/15/23	SPECIALTY RETAIL	70	-19%	0%	14%	Weakened				<-SPEC RETAIL 70	<-SPEC RETAIL 70				
7 Days - 09/08/23 to 09/15/23	AUTOMOTIVE	62	-9%	1%	14%	Strengthened				62 AUTO					
7 Days - 09/08/23 to 09/15/23	ENERGY	151	-20%	0%	16%	Strengthened						151 ENERGY->	151 ENERGY->		
7 Days - 09/08/23 to 09/15/23	MATERIALS & CONSTRUCTION	83	-17%	-2%	14%	Weakened						83 MTL CONST			
7 Days - 09/08/23 to 09/15/23	METALS & MINING	68	-6%	6%	18%	Strengthened					68 METALS				
7 Days - 09/08/23 to 09/15/23	TRANSPORTATION	83	-12%	0%	8%	Unchanged					83 TRANSPORT				
7 Days - 09/08/23 to 09/15/23	DIVERSIFIED SERVICES	144	-34%	0%	10%	Unchanged					144 DIV SVC				
7 Days - 09/08/23 to 09/15/23	HEALTH SERVICES	135	-29%	-1%	22%	Unchanged				135 HEALTH SVC					
7 Days - 09/08/23 to 09/15/23	LEISURE	82	-16%	-1%	13%	Unchanged				82 LEISURE					
7 Days - 09/08/23 to 09/15/23	MEDIA	56	-10%	2%	20%	Unchanged				56 MEDIA					
7 Days - 09/08/23 to 09/15/23	UTILITIES	80	-11%	2%	7%	Strengthened			80 UTILITIES						
7 Days - 09/08/23 to 09/15/23	AEROSPACE/DEFENSE	29	-11%	-1%	5%	Unchanged				29 AERO/DEF					
7 Days - 09/08/23 to 09/15/23	CHEMICALS	64	-28%	1%	19%	Strengthened				64 CHEMICALS->	64 CHEMICALS->				
7 Days - 09/08/23 to 09/15/23	DRUGS	260	-36%	-1%	85%	Unchanged				260 DRUGS					
7 Days - 09/08/23 to 09/15/23	MANUFACTURING	126	-13%	-1%	16%	Unchanged					126 MFG				
7 Days - 09/08/23 to 09/15/23	WHOLESALE	36	-7%	0%	4%	Unchanged					36 WHOLESALE				

Current:

Length - Begin/End	Industry	#	Min	Avg	Max	Status	9Weakest	8VWeak	7Weaker	6Week	5Avg	4Strong	3Stronger	2VStrong	1Strongest
7 Days - 10/06/23 to 10/13/23	BANKING	283	-11%	-2%	11%	Unchanged			283 BANKING						
7 Days - 10/06/23 to 10/13/23	FINANCIAL SERVICES	129	-23%	-1%	8%	Weakened				129 FIN SVC					
7 Days - 10/06/23 to 10/13/23	INSURANCE	89	-10%	0%	15%	Weakened					89 INSURANCE				
7 Days - 10/06/23 to 10/13/23	REAL ESTATE	190	-13%	0%	14%	Unchanged			190 REAL ESTATE						
7 Days - 10/06/23 to 10/13/23	COMPUTER HARDWARE	32	-12%	-2%	6%	Strengthened				32 HARDWARE->	32 HARDWARE->				
7 Days - 10/06/23 to 10/13/23	COMPUTER SOFTWARE & SERVICES	201	-43%	-3%	16%	Weakened					201 SOFTWARE				
7 Days - 10/06/23 to 10/13/23	ELECTRONICS	122	-46%	-2%	11%	Unchanged				122 ELECTRNCS					
7 Days - 10/06/23 to 10/13/23	INTERNET	41	-20%	-3%	8%	Weakened				<-INTERNET 41	<-INTERNET 41				
7 Days - 10/06/23 to 10/13/23	TELECOMMUNICATIONS	50	-14%	-1%	26%	Strengthened			50 TELCO->	50 TELCO->					
7 Days - 10/06/23 to 10/13/23	CONSUMER DURABLES	41	-12%	-2%	9%	Unchanged				41 CONS DURBL					
7 Days - 10/06/23 to 10/13/23	CONSUMER NON-DURABLES	80	-9%	-1%	10%	Weakened			<-CON N-DUR 80	<-CON N-DUR 80					
7 Days - 10/06/23 to 10/13/23	FOOD & BEVERAGE	67	-13%	-1%	17%	Weakened			67 FOOD BEV						
7 Days - 10/06/23 to 10/13/23	RETAIL	55	-14%	0%	38%	Unchanged				55 RETAIL					
7 Days - 10/06/23 to 10/13/23	SPECIALTY RETAIL	70	-17%	-1%	21%	Unchanged				70 SPEC RETAIL					
7 Days - 10/06/23 to 10/13/23	AUTOMOTIVE	62	-21%	-2%	7%	Weakened				62 AUTO					
7 Days - 10/06/23 to 10/13/23	ENERGY	150	-7%	6%	18%	Strengthened					150 ENERGY->	150 ENERGY->			
7 Days - 10/06/23 to 10/13/23	MATERIALS & CONSTRUCTION	83	-12%	-2%	18%	Unchanged					83 MTL CONST				
7 Days - 10/06/23 to 10/13/23	METALS & MINING	68	-24%	2%	21%	Strengthened				68 METALS					
7 Days - 10/06/23 to 10/13/23	TRANSPORTATION	83	-8%	0%	19%	Unchanged				83 TRANSPORT					
7 Days - 10/06/23 to 10/13/23	DIVERSIFIED SERVICES	144	-17%	-1%	33%	Unchanged				144 DIV SVC					
7 Days - 10/06/23 to 10/13/23	HEALTH SERVICES	135	-47%	-6%	21%	Weakened			135 HEALTH SVC						
7 Days - 10/06/23 to 10/13/23	LEISURE	82	-13%	-2%	7%	Weakened			82 LEISURE						
7 Days - 10/06/23 to 10/13/23	MEDIA	56	-14%	0%	12%	Weakened				56 MEDIA					
7 Days - 10/06/23 to 10/13/23	UTILITIES	80	-8%	2%	18%	Unchanged			80 UTILITIES						
7 Days - 10/06/23 to 10/13/23	AEROSPACE/DEFENSE	29	-5%	3%	20%	Strengthened				29 AERO/DEF->	29 AERO/DEF->				
7 Days - 10/06/23 to 10/13/23	CHEMICALS	64	-17%	-2%	8%	Weakened			<-CHEMICALS 64	<-CHEMICALS 64					
7 Days - 10/06/23 to 10/13/23	DRUGS	260	-71%	-4%	28%	Unchanged			260 DRUGS						
7 Days - 10/06/23 to 10/13/23	MANUFACTURING	126	-25%	-2%	15%	Weakened				126 MFG					
7 Days - 10/06/23 to 10/13/23	WHOLESALE	36	-8%	0%	22%	Unchanged					36 WHOLESALE				

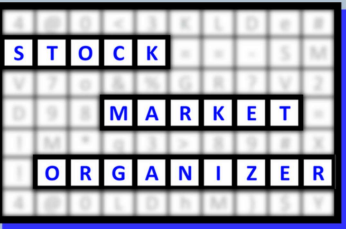
Green Highlight: Strengthened

Red Highlight: Weakened

No Highlight: Unchanged

5

For educational purposes only. Not financial advice or a stock/investment recommendation.



10-Week Industry Strength Report

Week 6

as of October 13, 2023

Length - Begin/End	Industry	#	Min	Avg	Max	Status	9Weakest	8VWeak	7Weaker	6Week	5Avg	4Strong	3Stronger	2VStrong	1Strongest
7 Days - 09/01/23 to 09/08/23	BANKING	283	-10%	-4%	3%	Weakened			<-BANKING 283	<-BANKING 283					
7 Days - 09/01/23 to 09/08/23	FINANCIAL SERVICES	129	-12%	-2%	8%	Weakened					<-FIN SVC 129	<-FIN SVC 129			
7 Days - 09/01/23 to 09/08/23	INSURANCE	89	-7%	-2%	4%	Weakened							89 INSURANCE		
7 Days - 09/01/23 to 09/08/23	REAL ESTATE	190	-20%	-2%	13%	Weakened				<-REAL ESTATE 190	<-REAL ESTATE 190				
7 Days - 09/01/23 to 09/08/23	COMPUTER HARDWARE	32	-11%	-2%	30%	Weakened					32 HARDWARE				
7 Days - 09/01/23 to 09/08/23	COMPUTER SOFTWARE & SERVICES	201	-25%	-2%	23%	Weakened					<-SOFTWARE 201	<-SOFTWARE 201			
7 Days - 09/01/23 to 09/08/23	ELECTRONICS	122	-25%	-6%	29%	Weakened				<-ELECTRNCS 122	<-ELECTRNCS 122				
7 Days - 09/01/23 to 09/08/23	INTERNET	41	-15%	-3%	6%	Weakened					41 INTERNET				
7 Days - 09/01/23 to 09/08/23	TELECOMMUNICATIONS	50	-20%	-5%	4%	Weakened				50 TELCO					
7 Days - 09/01/23 to 09/08/23	CONSUMER DURABLES	41	-19%	-6%	3%	Weakened					41 CONS DURBL				
7 Days - 09/01/23 to 09/08/23	CONSUMER NON-DURABLES	80	-20%	-4%	17%	Weakened				<-CON N-DUR 80	<-CON N-DUR 80				
7 Days - 09/01/23 to 09/08/23	FOOD & BEVERAGE	67	-15%	-2%	8%	Weakened				67 FOOD BEV					
7 Days - 09/01/23 to 09/08/23	RETAIL	55	-21%	-3%	6%	Weakened					55 RETAIL				
7 Days - 09/01/23 to 09/08/23	SPECIALTY RETAIL	70	-29%	-6%	17%	Weakened					70 SPEC RETAIL				
7 Days - 09/01/23 to 09/08/23	AUTOMOTIVE	62	-23%	-5%	5%	Weakened				<-AUTO 62	<-AUTO 62				
7 Days - 09/01/23 to 09/08/23	ENERGY	151	-11%	0%	14%	Unchanged						151 ENERGY			
7 Days - 09/01/23 to 09/08/23	MATERIALS & CONSTRUCTION	83	-16%	-4%	9%	Weakened						<-MTL CONST 83	<-MTL CONST 83		
7 Days - 09/01/23 to 09/08/23	METALS & MINING	68	-19%	-4%	4%	Weakened					68 METALS				
7 Days - 09/01/23 to 09/08/23	TRANSPORTATION	83	-14%	-3%	25%	Weakened					83 TRANSPORT				
7 Days - 09/01/23 to 09/08/23	DIVERSIFIED SERVICES	144	-27%	-4%	13%	Weakened					144 DIV SVC				
7 Days - 09/01/23 to 09/08/23	HEALTH SERVICES	135	-18%	-5%	11%	Weakened				135 HEALTH SVC					
7 Days - 09/01/23 to 09/08/23	LEISURE	82	-17%	-3%	15%	Weakened				<-LEISURE 82	<-LEISURE 82				
7 Days - 09/01/23 to 09/08/23	MEDIA	56	-45%	-4%	11%	Weakened				56 MEDIA					
7 Days - 09/01/23 to 09/08/23	UTILITIES	80	-17%	-1%	7%	Unchanged			80 UTILITIES						
7 Days - 09/01/23 to 09/08/23	AEROSPACE/DEFENSE	29	-11%	-3%	16%	Weakened				<-AERO/DEF 29	<-AERO/DEF 29				
7 Days - 09/01/23 to 09/08/23	CHEMICALS	64	-12%	-4%	10%	Weakened				<-CHEMICALS 64	<-CHEMICALS 64				
7 Days - 09/01/23 to 09/08/23	DRUGS	260	-37%	-4%	16%	Weakened				260 DRUGS					
7 Days - 09/01/23 to 09/08/23	MANUFACTURING	126	-25%	-5%	12%	Weakened					<-MFG 126	<-MFG 126			
7 Days - 09/01/23 to 09/08/23	WHOLESALE	36	-10%	-4%	3%	Weakened					36 WHOLESALE				


Current:

Length - Begin/End	Industry	#	Min	Avg	Max	Status	9Weakest	8VWeak	7Weaker	6Week	5Avg	4Strong	3Stronger	2VStrong	1Strongest
7 Days - 10/06/23 to 10/13/23	BANKING	283	-11%	-2%	11%	Unchanged			283 BANKING						
7 Days - 10/06/23 to 10/13/23	FINANCIAL SERVICES	129	-23%	-1%	8%	Weakened				129 FIN SVC					
7 Days - 10/06/23 to 10/13/23	INSURANCE	89	-10%	0%	15%	Weakened					89 INSURANCE				
7 Days - 10/06/23 to 10/13/23	REAL ESTATE	190	-13%	0%	14%	Unchanged			190 REAL ESTATE						
7 Days - 10/06/23 to 10/13/23	COMPUTER HARDWARE	32	-12%	-2%	6%	Strengthened				32 HARDWARE->	32 HARDWARE->				
7 Days - 10/06/23 to 10/13/23	COMPUTER SOFTWARE & SERVICES	201	-43%	-3%	16%	Weakened					201 SOFTWARE				
7 Days - 10/06/23 to 10/13/23	ELECTRONICS	122	-46%	-2%	11%	Unchanged				122 ELECTRNCS					
7 Days - 10/06/23 to 10/13/23	INTERNET	41	-20%	-3%	8%	Weakened				<-INTERNET 41	<-INTERNET 41				
7 Days - 10/06/23 to 10/13/23	TELECOMMUNICATIONS	50	-14%	-1%	26%	Strengthened			50 TELCO->	50 TELCO->					
7 Days - 10/06/23 to 10/13/23	CONSUMER DURABLES	41	-12%	-2%	9%	Unchanged				41 CONS DURBL					
7 Days - 10/06/23 to 10/13/23	CONSUMER NON-DURABLES	80	-9%	-1%	10%	Weakened			<-CON N-DUR 80	<-CON N-DUR 80					
7 Days - 10/06/23 to 10/13/23	FOOD & BEVERAGE	67	-13%	-1%	17%	Weakened			67 FOOD BEV						
7 Days - 10/06/23 to 10/13/23	RETAIL	55	-14%	0%	38%	Unchanged				55 RETAIL					
7 Days - 10/06/23 to 10/13/23	SPECIALTY RETAIL	70	-17%	-1%	21%	Unchanged				70 SPEC RETAIL					
7 Days - 10/06/23 to 10/13/23	AUTOMOTIVE	62	-21%	-2%	7%	Weakened				62 AUTO					
7 Days - 10/06/23 to 10/13/23	ENERGY	150	-7%	6%	18%	Strengthened					150 ENERGY->	150 ENERGY->			
7 Days - 10/06/23 to 10/13/23	MATERIALS & CONSTRUCTION	83	-12%	-2%	18%	Unchanged					83 MTL CONST				
7 Days - 10/06/23 to 10/13/23	METALS & MINING	68	-24%	2%	21%	Strengthened				68 METALS					
7 Days - 10/06/23 to 10/13/23	TRANSPORTATION	83	-8%	0%	19%	Unchanged				83 TRANSPORT					
7 Days - 10/06/23 to 10/13/23	DIVERSIFIED SERVICES	144	-17%	-1%	33%	Unchanged				144 DIV SVC					
7 Days - 10/06/23 to 10/13/23	HEALTH SERVICES	135	-47%	-6%	21%	Weakened			135 HEALTH SVC						
7 Days - 10/06/23 to 10/13/23	LEISURE	82	-13%	-2%	7%	Weakened			82 LEISURE						
7 Days - 10/06/23 to 10/13/23	MEDIA	56	-14%	0%	12%	Weakened				56 MEDIA					
7 Days - 10/06/23 to 10/13/23	UTILITIES	80	-8%	2%	18%	Unchanged			80 UTILITIES						
7 Days - 10/06/23 to 10/13/23	AEROSPACE/DEFENSE	29	-5%	3%	20%	Strengthened				29 AERO/DEF->	29 AERO/DEF->				
7 Days - 10/06/23 to 10/13/23	CHEMICALS	64	-17%	-2%	8%	Weakened			<-CHEMICALS 64	<-CHEMICALS 64					
7 Days - 10/06/23 to 10/13/23	DRUGS	260	-71%	-4%	28%	Unchanged			260 DRUGS						
7 Days - 10/06/23 to 10/13/23	MANUFACTURING	126	-25%	-2%	15%	Weakened				126 MFG					
7 Days - 10/06/23 to 10/13/23	WHOLESALE	36	-8%	0%	22%	Unchanged					36 WHOLESALE				

Green Highlight: Strengthened
Red Highlight: Weakened
No Highlight: Unchanged

6

For educational purposes only. Not financial advice or a stock/investment recommendation.



10-Week Industry Strength Report

Week 7

as of October 13, 2023

Length - Begin/End	Industry	#	Min	Avg	Max	Status	9Weakest	8VWeak	7Weaker	6Week	5Avg	4Strong	3Stronger	2VStrong	1Strongest
7 Days - 08/25/23 to 09/01/23	BANKING	283	-7%	3%	14%	Strengthened				283 BANKING->	283 BANKING->				
7 Days - 08/25/23 to 09/01/23	FINANCIAL SERVICES	129	-8%	3%	20%	Strengthened					129 FIN SVC->	129 FIN SVC->			
7 Days - 08/25/23 to 09/01/23	INSURANCE	89	-11%	2%	17%	Strengthened					89 INSURANCE->	89 INSURANCE->			
7 Days - 08/25/23 to 09/01/23	REAL ESTATE	190	-4%	4%	57%	Strengthened				190 REAL ESTATE->	190 REAL ESTATE->				
7 Days - 08/25/23 to 09/01/23	COMPUTER HARDWARE	32	-5%	5%	16%	Strengthened					32 HARDWARE				
7 Days - 08/25/23 to 09/01/23	COMPUTER SOFTWARE & SERVICES	201	-13%	5%	47%	Strengthened					201 SOFTWARE->	201 SOFTWARE->			
7 Days - 08/25/23 to 09/01/23	ELECTRONICS	122	-9%	5%	24%	Strengthened					122 ELECTRNCS				
7 Days - 08/25/23 to 09/01/23	INTERNET	41	-13%	4%	28%	Strengthened					41 INTERNET				
7 Days - 08/25/23 to 09/01/23	TELECOMMUNICATIONS	50	-4%	4%	22%	Strengthened				50 TELCO					
7 Days - 08/25/23 to 09/01/23	CONSUMER DURABLES	41	-5%	4%	17%	Strengthened					41 CONS DURBLS				
7 Days - 08/25/23 to 09/01/23	CONSUMER NON-DURABLES	80	-8%	3%	13%	Strengthened				80 CON N-DUR->	80 CON N-DUR->				
7 Days - 08/25/23 to 09/01/23	FOOD & BEVERAGE	67	-12%	0%	15%	Weakened				<-FOOD BEV 67	<-FOOD BEV 67				
7 Days - 08/25/23 to 09/01/23	RETAIL	55	-16%	3%	24%	Strengthened					55 RETAIL				
7 Days - 08/25/23 to 09/01/23	SPECIALTY RETAIL	70	-17%	5%	29%	Strengthened					70 SPEC RETAIL				
7 Days - 08/25/23 to 09/01/23	AUTOMOTIVE	62	-11%	3%	11%	Strengthened				62 AUTO->	62 AUTO->				
7 Days - 08/25/23 to 09/01/23	ENERGY	151	-4%	4%	15%	Strengthened						151 ENERGY			
7 Days - 08/25/23 to 09/01/23	MATERIALS & CONSTRUCTION	83	-7%	5%	33%	Strengthened						83 MTL CONST->	83 MTL CONST->		
7 Days - 08/25/23 to 09/01/23	METALS & MINING	68	-4%	4%	14%	Strengthened				68 METALS->	68 METALS->				
7 Days - 08/25/23 to 09/01/23	TRANSPORTATION	83	-6%	2%	12%	Unchanged					83 TRANSPORT				
7 Days - 08/25/23 to 09/01/23	DIVERSIFIED SERVICES	144	-6%	3%	35%	Unchanged					144 DIV SVC				
7 Days - 08/25/23 to 09/01/23	HEALTH SERVICES	135	-34%	2%	49%	Unchanged				135 HEALTH SVC					
7 Days - 08/25/23 to 09/01/23	LEISURE	82	-7%	2%	12%	Strengthened				82 LEISURE->	82 LEISURE->				
7 Days - 08/25/23 to 09/01/23	MEDIA	56	-10%	2%	15%	Strengthened				56 MEDIA					
7 Days - 08/25/23 to 09/01/23	UTILITIES	80	-6%	0%	56%	Weakened			80 UTILITIES						
7 Days - 08/25/23 to 09/01/23	AEROSPACE/DEFENSE	29	-4%	3%	9%	Unchanged					29 AERO/DEF				
7 Days - 08/25/23 to 09/01/23	CHEMICALS	64	-10%	3%	12%	Strengthened					64 CHEMICALS				
7 Days - 08/25/23 to 09/01/23	DRUGS	260	-18%	2%	25%	Strengthened				260 DRUGS					
7 Days - 08/25/23 to 09/01/23	MANUFACTURING	126	-7%	4%	18%	Strengthened						126 MFG			
7 Days - 08/25/23 to 09/01/23	WHOLESALE	36	-10%	2%	17%	Weakened					36 WHOLESALE				

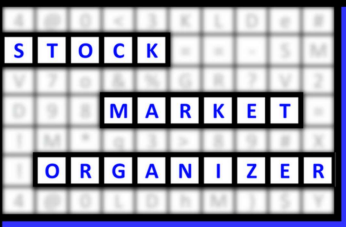
Current:

Length - Begin/End	Industry	#	Min	Avg	Max	Status	9Weakest	8VWeak	7Weaker	6Week	5Avg	4Strong	3Stronger	2VStrong	1Strongest
7 Days - 10/06/23 to 10/13/23	BANKING	283	-11%	-2%	11%	Unchanged			283 BANKING						
7 Days - 10/06/23 to 10/13/23	FINANCIAL SERVICES	129	-23%	-1%	8%	Weakened				129 FIN SVC					
7 Days - 10/06/23 to 10/13/23	INSURANCE	89	-10%	0%	15%	Weakened					89 INSURANCE				
7 Days - 10/06/23 to 10/13/23	REAL ESTATE	190	-13%	0%	14%	Unchanged			190 REAL ESTATE						
7 Days - 10/06/23 to 10/13/23	COMPUTER HARDWARE	32	-12%	-2%	6%	Strengthened				32 HARDWARE->	32 HARDWARE->				
7 Days - 10/06/23 to 10/13/23	COMPUTER SOFTWARE & SERVICES	201	-43%	-3%	16%	Weakened					201 SOFTWARE				
7 Days - 10/06/23 to 10/13/23	ELECTRONICS	122	-46%	-2%	11%	Unchanged				122 ELECTRNCS					
7 Days - 10/06/23 to 10/13/23	INTERNET	41	-20%	-3%	8%	Weakened				<-INTERNET 41	<-INTERNET 41				
7 Days - 10/06/23 to 10/13/23	TELECOMMUNICATIONS	50	-14%	-1%	26%	Strengthened			50 TELCO->	50 TELCO->					
7 Days - 10/06/23 to 10/13/23	CONSUMER DURABLES	41	-12%	-2%	9%	Unchanged				41 CONS DURBLS					
7 Days - 10/06/23 to 10/13/23	CONSUMER NON-DURABLES	80	-9%	-1%	10%	Weakened			<-CON N-DUR 80	<-CON N-DUR 80					
7 Days - 10/06/23 to 10/13/23	FOOD & BEVERAGE	67	-13%	-1%	17%	Weakened			67 FOOD BEV						
7 Days - 10/06/23 to 10/13/23	RETAIL	55	-14%	0%	38%	Unchanged				55 RETAIL					
7 Days - 10/06/23 to 10/13/23	SPECIALTY RETAIL	70	-17%	-1%	21%	Unchanged				70 SPEC RETAIL					
7 Days - 10/06/23 to 10/13/23	AUTOMOTIVE	62	-21%	-2%	7%	Weakened				62 AUTO					
7 Days - 10/06/23 to 10/13/23	ENERGY	150	-7%	6%	18%	Strengthened					150 ENERGY->	150 ENERGY->			
7 Days - 10/06/23 to 10/13/23	MATERIALS & CONSTRUCTION	83	-12%	-2%	18%	Unchanged					83 MTL CONST				
7 Days - 10/06/23 to 10/13/23	METALS & MINING	68	-24%	2%	21%	Strengthened				68 METALS					
7 Days - 10/06/23 to 10/13/23	TRANSPORTATION	83	-8%	0%	19%	Unchanged				83 TRANSPORT					
7 Days - 10/06/23 to 10/13/23	DIVERSIFIED SERVICES	144	-17%	-1%	33%	Unchanged				144 DIV SVC					
7 Days - 10/06/23 to 10/13/23	HEALTH SERVICES	135	-47%	-6%	21%	Weakened			135 HEALTH SVC						
7 Days - 10/06/23 to 10/13/23	LEISURE	82	-13%	-2%	7%	Weakened			82 LEISURE						
7 Days - 10/06/23 to 10/13/23	MEDIA	56	-14%	0%	12%	Weakened				56 MEDIA					
7 Days - 10/06/23 to 10/13/23	UTILITIES	80	-8%	2%	18%	Unchanged			80 UTILITIES						
7 Days - 10/06/23 to 10/13/23	AEROSPACE/DEFENSE	29	-5%	3%	20%	Strengthened				29 AERO/DEF->	29 AERO/DEF->				
7 Days - 10/06/23 to 10/13/23	CHEMICALS	64	-17%	-2%	8%	Weakened			<-CHEMICALS 64	<-CHEMICALS 64					
7 Days - 10/06/23 to 10/13/23	DRUGS	260	-71%	-4%	28%	Unchanged			260 DRUGS						
7 Days - 10/06/23 to 10/13/23	MANUFACTURING	126	-25%	-2%	15%	Weakened				126 MFG					
7 Days - 10/06/23 to 10/13/23	WHOLESALE	36	-8%	0%	22%	Unchanged					36 WHOLESALE				

Green Highlight: Strengthened
Red Highlight: Weakened
No Highlight: Unchanged

7

For educational purposes only. Not financial advice or a stock/investment recommendation.



10-Week Industry Strength Report

Week 8

as of October 13, 2023

Length - Begin/End	Industry	#	Min	Avg	Max	Status	9Weakest	8VWeak	7Weaker	6Week	5Avg	4Strong	3Stronger	2VStrong	1Strongest
7 Days - 08/18/23 to 08/25/23	BANKING	283	-9%	-2%	5%	Weakened	-	-	<-BANKING 283	<-BANKING 283	-	-	-	-	-
7 Days - 08/18/23 to 08/25/23	FINANCIAL SERVICES	129	-8%	0%	10%	Unchanged	-	-	-	-	129 FIN SVC	-	-	-	-
7 Days - 08/18/23 to 08/25/23	INSURANCE	89	-10%	0%	5%	Unchanged	-	-	-	-	89 INSURANCE	-	-	-	-
7 Days - 08/18/23 to 08/25/23	REAL ESTATE	190	-12%	0%	10%	Unchanged	-	-	-	190 REAL ESTATE	-	-	-	-	-
7 Days - 08/18/23 to 08/25/23	COMPUTER HARDWARE	32	-11%	0%	10%	Weakened	-	-	-	-	32 HARDWARE	-	-	-	-
7 Days - 08/18/23 to 08/25/23	COMPUTER SOFTWARE & SERVICES	202	-36%	1%	23%	Strengthened	-	-	-	-	202 SOFTWARE	-	-	-	-
7 Days - 08/18/23 to 08/25/23	ELECTRONICS	122	-15%	1%	19%	Weakened	-	-	-	-	122 ELECTRNCS	-	-	-	-
7 Days - 08/18/23 to 08/25/23	INTERNET	41	-15%	0%	15%	Weakened	-	-	-	-	41 INTERNET	-	-	-	-
7 Days - 08/18/23 to 08/25/23	TELECOMMUNICATIONS	50	-12%	0%	20%	Strengthened	-	-	-	50 TELCO	-	-	-	-	-
7 Days - 08/18/23 to 08/25/23	CONSUMER DURABLES	41	-11%	0%	33%	Unchanged	-	-	-	-	41 CONS DURBLS	-	-	-	-
7 Days - 08/18/23 to 08/25/23	CONSUMER NON-DURABLES	80	-10%	1%	5%	Weakened	-	-	-	<-CON N-DUR 80	<-CON N-DUR 80	-	-	-	-
7 Days - 08/18/23 to 08/25/23	FOOD & BEVERAGE	67	-10%	1%	19%	Unchanged	-	-	-	-	67 FOOD BEV	-	-	-	-
7 Days - 08/18/23 to 08/25/23	RETAIL	55	-20%	4%	12%	Weakened	-	-	-	-	55 RETAIL	-	-	-	-
7 Days - 08/18/23 to 08/25/23	SPECIALTY RETAIL	70	-32%	3%	16%	Weakened	-	-	-	-	70 SPEC RETAIL	-	-	-	-
7 Days - 08/18/23 to 08/25/23	AUTOMOTIVE	62	-9%	0%	20%	Weakened	-	-	-	<-AUTO 62	<-AUTO 62	-	-	-	-
7 Days - 08/18/23 to 08/25/23	ENERGY	151	-15%	1%	19%	Weakened	-	-	-	-	-	151 ENERGY	-	-	-
7 Days - 08/18/23 to 08/25/23	MATERIALS & CONSTRUCTION	83	-12%	1%	25%	Weakened	-	-	-	-	83 MTL CONST	-	-	-	-
7 Days - 08/18/23 to 08/25/23	METALS & MINING	68	-10%	1%	10%	Unchanged	-	-	-	68 METALS	-	-	-	-	-
7 Days - 08/18/23 to 08/25/23	TRANSPORTATION	83	-10%	2%	10%	Weakened	-	-	-	<-TRANSPORT 83	<-TRANSPORT 83	-	-	-	-
7 Days - 08/18/23 to 08/25/23	DIVERSIFIED SERVICES	144	-41%	1%	12%	Unchanged	-	-	-	-	144 DIV SVC	-	-	-	-
7 Days - 08/18/23 to 08/25/23	HEALTH SERVICES	135	-17%	1%	34%	Unchanged	-	-	-	135 HEALTH SVC	-	-	-	-	-
7 Days - 08/18/23 to 08/25/23	LEISURE	82	-17%	1%	5%	Weakened	-	-	-	<-LEISURE 82	<-LEISURE 82	-	-	-	-
7 Days - 08/18/23 to 08/25/23	MEDIA	56	-70%	3%	10%	Weakened	-	-	-	<-MEDIA 56	<-MEDIA 56	-	-	-	-
7 Days - 08/18/23 to 08/25/23	UTILITIES	80	-30%	0%	8%	Unchanged	-	-	80 UTILITIES	-	-	-	-	-	-
7 Days - 08/18/23 to 08/25/23	AEROSPACE/DEFENSE	29	-11%	1%	2%	Strengthened	-	-	-	-	29 AERO/DEF	-	-	-	-
7 Days - 08/18/23 to 08/25/23	CHEMICALS	64	-8%	0%	8%	Unchanged	-	-	-	-	64 CHEMICALS	-	-	-	-
7 Days - 08/18/23 to 08/25/23	DRUGS	260	-21%	1%	33%	Unchanged	-	-	-	260 DRUGS	-	-	-	-	-
7 Days - 08/18/23 to 08/25/23	MANUFACTURING	126	-17%	0%	15%	Strengthened	-	-	-	-	126 MFG->	126 MFG->	-	-	-
7 Days - 08/18/23 to 08/25/23	WHOLESALE	36	-6%	0%	10%	Weakened	-	-	-	<-WHOLESALE 36	<-WHOLESALE 36	-	-	-	-

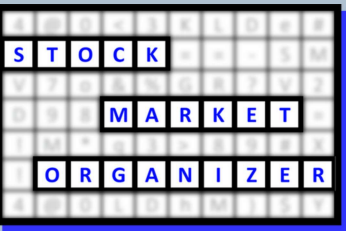
Current:

Length - Begin/End	Industry	#	Min	Avg	Max	Status	9Weakest	8VWeak	7Weaker	6Week	5Avg	4Strong	3Stronger	2VStrong	1Strongest
7 Days - 10/06/23 to 10/13/23	BANKING	283	-11%	-2%	11%	Unchanged	-	-	283 BANKING	-	-	-	-	-	-
7 Days - 10/06/23 to 10/13/23	FINANCIAL SERVICES	129	-23%	-1%	8%	Weakened	-	-	-	129 FIN SVC	-	-	-	-	-
7 Days - 10/06/23 to 10/13/23	INSURANCE	89	-10%	0%	15%	Weakened	-	-	-	-	89 INSURANCE	-	-	-	-
7 Days - 10/06/23 to 10/13/23	REAL ESTATE	190	-13%	0%	14%	Unchanged	-	-	190 REAL ESTATE	-	-	-	-	-	-
7 Days - 10/06/23 to 10/13/23	COMPUTER HARDWARE	32	-12%	-2%	6%	Strengthened	-	-	-	32 HARDWARE->	32 HARDWARE->	-	-	-	-
7 Days - 10/06/23 to 10/13/23	COMPUTER SOFTWARE & SERVICES	201	-43%	-3%	16%	Weakened	-	-	-	-	201 SOFTWARE	-	-	-	-
7 Days - 10/06/23 to 10/13/23	ELECTRONICS	122	-46%	-2%	11%	Unchanged	-	-	-	122 ELECTRNCS	-	-	-	-	-
7 Days - 10/06/23 to 10/13/23	INTERNET	41	-20%	-3%	8%	Weakened	-	-	-	<-INTERNET 41	<-INTERNET 41	-	-	-	-
7 Days - 10/06/23 to 10/13/23	TELECOMMUNICATIONS	50	-14%	-1%	26%	Strengthened	-	-	50 TELCO->	50 TELCO->	-	-	-	-	-
7 Days - 10/06/23 to 10/13/23	CONSUMER DURABLES	41	-12%	-2%	9%	Unchanged	-	-	-	41 CONS DURBLS	-	-	-	-	-
7 Days - 10/06/23 to 10/13/23	CONSUMER NON-DURABLES	80	-9%	-1%	10%	Weakened	-	-	<-CON N-DUR 80	<-CON N-DUR 80	-	-	-	-	-
7 Days - 10/06/23 to 10/13/23	FOOD & BEVERAGE	67	-13%	-1%	17%	Weakened	-	-	67 FOOD BEV	-	-	-	-	-	-
7 Days - 10/06/23 to 10/13/23	RETAIL	55	-14%	0%	38%	Unchanged	-	-	-	55 RETAIL	-	-	-	-	-
7 Days - 10/06/23 to 10/13/23	SPECIALTY RETAIL	70	-17%	-1%	21%	Unchanged	-	-	-	70 SPEC RETAIL	-	-	-	-	-
7 Days - 10/06/23 to 10/13/23	AUTOMOTIVE	62	-21%	-2%	7%	Weakened	-	-	-	62 AUTO	-	-	-	-	-
7 Days - 10/06/23 to 10/13/23	ENERGY	150	-7%	6%	18%	Strengthened	-	-	-	-	150 ENERGY->	150 ENERGY->	-	-	-
7 Days - 10/06/23 to 10/13/23	MATERIALS & CONSTRUCTION	83	-12%	-2%	18%	Unchanged	-	-	-	-	83 MTL CONST	-	-	-	-
7 Days - 10/06/23 to 10/13/23	METALS & MINING	68	-24%	2%	21%	Strengthened	-	-	-	68 METALS	-	-	-	-	-
7 Days - 10/06/23 to 10/13/23	TRANSPORTATION	83	-8%	0%	19%	Unchanged	-	-	-	83 TRANSPORT	-	-	-	-	-
7 Days - 10/06/23 to 10/13/23	DIVERSIFIED SERVICES	144	-17%	-1%	33%	Unchanged	-	-	-	144 DIV SVC	-	-	-	-	-
7 Days - 10/06/23 to 10/13/23	HEALTH SERVICES	135	-47%	-6%	21%	Weakened	-	-	135 HEALTH SVC	-	-	-	-	-	-
7 Days - 10/06/23 to 10/13/23	LEISURE	82	-13%	-2%	7%	Weakened	-	-	82 LEISURE	-	-	-	-	-	-
7 Days - 10/06/23 to 10/13/23	MEDIA	56	-14%	0%	12%	Weakened	-	-	-	56 MEDIA	-	-	-	-	-
7 Days - 10/06/23 to 10/13/23	UTILITIES	80	-8%	2%	18%	Unchanged	-	-	80 UTILITIES	-	-	-	-	-	-
7 Days - 10/06/23 to 10/13/23	AEROSPACE/DEFENSE	29	-5%	3%	20%	Strengthened	-	-	-	29 AERO/DEF->	29 AERO/DEF->	-	-	-	-
7 Days - 10/06/23 to 10/13/23	CHEMICALS	64	-17%	-2%	8%	Weakened	-	-	<-CHEMICALS 64	<-CHEMICALS 64	-	-	-	-	-
7 Days - 10/06/23 to 10/13/23	DRUGS	260	-71%	-4%	28%	Unchanged	-	-	260 DRUGS	-	-	-	-	-	-
7 Days - 10/06/23 to 10/13/23	MANUFACTURING	126	-25%	-2%	15%	Weakened	-	-	-	126 MFG	-	-	-	-	-
7 Days - 10/06/23 to 10/13/23	WHOLESALE	36	-8%	0%	22%	Unchanged	-	-	-	-	36 WHOLESALE	-	-	-	-

Green Highlight: Strengthened

Red Highlight: Weakened

No Highlight: Unchanged



10-Week Industry Strength Report

Week 9

as of October 13, 2023

Length - Begin/End	Industry	#	Min	Avg	Max	Status	9Weakest	8VWeak	7Weaker	6Week	5Avg	4Strong	3Stronger	2VStrong	1Strongest
7 Days - 08/11/23 to 08/18/23	BANKING	283	-16%	-5%	4%	Weakened				<-BANKING 283	<-BANKING 283				
7 Days - 08/11/23 to 08/18/23	FINANCIAL SERVICES	129	-24%	-3%	16%	Weakened					<-FIN SVC 129	<-FIN SVC 129			
7 Days - 08/11/23 to 08/18/23	INSURANCE	89	-13%	-2%	11%	Weakened					<-INSURANCE 89	<-INSURANCE 89			
7 Days - 08/11/23 to 08/18/23	REAL ESTATE	192	-16%	-5%	8%	Weakened				<-REAL ESTATE 192	<-REAL ESTATE 192				
7 Days - 08/11/23 to 08/18/23	COMPUTER HARDWARE	32	-13%	-2%	6%	Weakened					32 HARDWARE				
7 Days - 08/11/23 to 08/18/23	COMPUTER SOFTWARE & SERVICES	202	-33%	-3%	55%	Weakened					<-SOFTWARE 202	<-SOFTWARE 202			
7 Days - 08/11/23 to 08/18/23	ELECTRONICS	122	-24%	-3%	11%	Weakened					<-ELECTRNCS 122	<-ELECTRNCS 122			
7 Days - 08/11/23 to 08/18/23	INTERNET	41	-14%	-3%	19%	Weakened					<-INTERNET 41	<-INTERNET 41			
7 Days - 08/11/23 to 08/18/23	TELECOMMUNICATIONS	50	-15%	-3%	5%	Weakened				50 TELCO					
7 Days - 08/11/23 to 08/18/23	CONSUMER DURABLES	41	-19%	-3%	3%	Weakened					<-CONS DURBLS 41	<-CONS DURBLS 41			
7 Days - 08/11/23 to 08/18/23	CONSUMER NON-DURABLES	80	-17%	-3%	12%	Weakened					<-CON N-DUR 80	<-CON N-DUR 80			
7 Days - 08/11/23 to 08/18/23	FOOD & BEVERAGE	67	-10%	-2%	6%	Weakened					67 FOOD BEV				
7 Days - 08/11/23 to 08/18/23	RETAIL	55	-49%	-3%	7%	Weakened					<-RETAIL 55	<-RETAIL 55			
7 Days - 08/11/23 to 08/18/23	SPECIALTY RETAIL	70	-12%	-2%	10%	Weakened					<-SPEC RETAIL 70	<-SPEC RETAIL 70			
7 Days - 08/11/23 to 08/18/23	AUTOMOTIVE	62	-18%	-5%	3%	Weakened					<-AUTO 62	<-AUTO 62			
7 Days - 08/11/23 to 08/18/23	ENERGY	152	-17%	-1%	8%	Weakened					152 ENERGY				
7 Days - 08/11/23 to 08/18/23	MATERIALS & CONSTRUCTION	83	-17%	-4%	5%	Weakened					<-MTL CONST 83	<-MTL CONST 83			
7 Days - 08/11/23 to 08/18/23	METALS & MINING	68	-13%	-3%	36%	Weakened				<-METALS 68	<-METALS 68				
7 Days - 08/11/23 to 08/18/23	TRANSPORTATION	83	-19%	-3%	9%	Weakened					83 TRANSPORT				
7 Days - 08/11/23 to 08/18/23	DIVERSIFIED SERVICES	144	-19%	-3%	12%	Weakened					<-DIV SVC 144	<-DIV SVC 144			
7 Days - 08/11/23 to 08/18/23	HEALTH SERVICES	135	-26%	-4%	16%	Weakened				<-HEALTH SVC 135	<-HEALTH SVC 135				
7 Days - 08/11/23 to 08/18/23	LEISURE	82	-15%	-4%	11%	Weakened					<-LEISURE 82	<-LEISURE 82			
7 Days - 08/11/23 to 08/18/23	MEDIA	56	-22%	-5%	3%	Weakened					56 MEDIA				
7 Days - 08/11/23 to 08/18/23	UTILITIES	80	-58%	-3%	11%	Weakened				<-UTILITIES 80	<-UTILITIES 80				
7 Days - 08/11/23 to 08/18/23	AEROSPACE/DEFENSE	29	-12%	-2%	8%	Weakened					<-AERO/DEF 29	<-AERO/DEF 29			
7 Days - 08/11/23 to 08/18/23	CHEMICALS	64	-16%	-3%	5%	Weakened					<-CHEMICALS 64	<-CHEMICALS 64			
7 Days - 08/11/23 to 08/18/23	DRUGS	260	-41%	-4%	17%	Weakened				<-DRUGS 260	<-DRUGS 260				
7 Days - 08/11/23 to 08/18/23	MANUFACTURING	126	-25%	-2%	25%	Weakened					<-MFG 126	<-MFG 126			
7 Days - 08/11/23 to 08/18/23	WHOLESALE	36	-19%	-2%	10%	Weakened					36 WHOLESALE				


Current:

Length - Begin/End	Industry	#	Min	Avg	Max	Status	9Weakest	8VWeak	7Weaker	6Week	5Avg	4Strong	3Stronger	2VStrong	1Strongest
7 Days - 10/06/23 to 10/13/23	BANKING	283	-11%	-2%	11%	Unchanged			283 BANKING						
7 Days - 10/06/23 to 10/13/23	FINANCIAL SERVICES	129	-23%	-1%	8%	Weakened				129 FIN SVC					
7 Days - 10/06/23 to 10/13/23	INSURANCE	89	-10%	0%	15%	Weakened					89 INSURANCE				
7 Days - 10/06/23 to 10/13/23	REAL ESTATE	190	-13%	0%	14%	Unchanged			190 REAL ESTATE						
7 Days - 10/06/23 to 10/13/23	COMPUTER HARDWARE	32	-12%	-2%	6%	Strengthened				32 HARDWARE->	32 HARDWARE->				
7 Days - 10/06/23 to 10/13/23	COMPUTER SOFTWARE & SERVICES	201	-43%	-3%	16%	Weakened					201 SOFTWARE				
7 Days - 10/06/23 to 10/13/23	ELECTRONICS	122	-46%	-2%	11%	Unchanged				122 ELECTRNCS					
7 Days - 10/06/23 to 10/13/23	INTERNET	41	-20%	-3%	8%	Weakened				<-INTERNET 41	<-INTERNET 41				
7 Days - 10/06/23 to 10/13/23	TELECOMMUNICATIONS	50	-14%	-2%	26%	Strengthened			50 TELCO->	50 TELCO->					
7 Days - 10/06/23 to 10/13/23	CONSUMER DURABLES	41	-12%	-2%	9%	Unchanged				41 CONS DURBLS					
7 Days - 10/06/23 to 10/13/23	CONSUMER NON-DURABLES	80	-9%	-1%	10%	Weakened			<-CON N-DUR 80	<-CON N-DUR 80					
7 Days - 10/06/23 to 10/13/23	FOOD & BEVERAGE	67	-13%	-1%	17%	Weakened				67 FOOD BEV					
7 Days - 10/06/23 to 10/13/23	RETAIL	55	-14%	0%	38%	Unchanged				55 RETAIL					
7 Days - 10/06/23 to 10/13/23	SPECIALTY RETAIL	70	-17%	-1%	21%	Unchanged				70 SPEC RETAIL					
7 Days - 10/06/23 to 10/13/23	AUTOMOTIVE	62	-21%	-2%	7%	Weakened				62 AUTO					
7 Days - 10/06/23 to 10/13/23	ENERGY	150	-7%	6%	18%	Strengthened					150 ENERGY->	150 ENERGY->			
7 Days - 10/06/23 to 10/13/23	MATERIALS & CONSTRUCTION	83	-12%	-2%	18%	Unchanged					83 MTL CONST				
7 Days - 10/06/23 to 10/13/23	METALS & MINING	68	-24%	2%	21%	Strengthened				68 METALS					
7 Days - 10/06/23 to 10/13/23	TRANSPORTATION	83	-8%	0%	19%	Unchanged				83 TRANSPORT					
7 Days - 10/06/23 to 10/13/23	DIVERSIFIED SERVICES	144	-17%	-1%	33%	Unchanged				144 DIV SVC					
7 Days - 10/06/23 to 10/13/23	HEALTH SERVICES	135	-47%	-6%	21%	Weakened			135 HEALTH SVC						
7 Days - 10/06/23 to 10/13/23	LEISURE	82	-13%	-2%	7%	Weakened			82 LEISURE						
7 Days - 10/06/23 to 10/13/23	MEDIA	56	-14%	0%	12%	Weakened				56 MEDIA					
7 Days - 10/06/23 to 10/13/23	UTILITIES	80	-8%	2%	18%	Unchanged			80 UTILITIES						
7 Days - 10/06/23 to 10/13/23	AEROSPACE/DEFENSE	29	-5%	3%	20%	Strengthened				29 AERO/DEF->	29 AERO/DEF->				
7 Days - 10/06/23 to 10/13/23	CHEMICALS	64	-17%	-2%	8%	Weakened			<-CHEMICALS 64	<-CHEMICALS 64					
7 Days - 10/06/23 to 10/13/23	DRUGS	260	-71%	-4%	28%	Unchanged			260 DRUGS						
7 Days - 10/06/23 to 10/13/23	MANUFACTURING	126	-25%	-2%	15%	Weakened				126 MFG					
7 Days - 10/06/23 to 10/13/23	WHOLESALE	36	-8%	0%	22%	Unchanged				36 WHOLESALE					

Green Highlight: Strengthened

Red Highlight: Weakened

No Highlight: Unchanged



10-Week Industry Strength Report

Week 10

as of October 13, 2023

Length - Begin/End	Industry	#	Min	Avg	Max	Status	9Weakest	8VWeak	7Weaker	6Week	5Avg	4Strong	3Stronger	2VStrong	1Strongest
7 Days - 08/04/23 to 08/11/23	BANKING	283	-9%	-1%	8%	Unchanged					283 BANKING				
7 Days - 08/04/23 to 08/11/23	FINANCIAL SERVICES	129	-45%	-1%	8%	Weakened						<-FIN SVC 129	<-FIN SVC 129		
7 Days - 08/04/23 to 08/11/23	INSURANCE	89	-37%	0%	46%	Weakened						89 INSURANCE			
7 Days - 08/04/23 to 08/11/23	REAL ESTATE	192	-19%	-1%	10%	Unchanged					192 REAL ESTATE				
7 Days - 08/04/23 to 08/11/23	COMPUTER HARDWARE	32	-25%	-3%	15%	Weakened					<-HARDWARE 32	<-HARDWARE 32			
7 Days - 08/04/23 to 08/11/23	COMPUTER SOFTWARE & SERVICES	202	-45%	-3%	29%	Weakened						202 SOFTWARE			
7 Days - 08/04/23 to 08/11/23	ELECTRONICS	122	-31%	-4%	18%	Weakened						122 ELECTRONICS			
7 Days - 08/04/23 to 08/11/23	INTERNET	41	-18%	-2%	20%	Weakened						41 INTERNET			
7 Days - 08/04/23 to 08/11/23	TELECOMMUNICATIONS	50	-29%	-1%	19%	Weakened				50 TELCO					
7 Days - 08/04/23 to 08/11/23	CONSUMER DURABLES	41	-18%	-1%	24%	Weakened						41 CONS DURBLS			
7 Days - 08/04/23 to 08/11/23	CONSUMER NON-DURABLES	80	-30%	-2%	19%	Weakened						80 CON N-DUR			
7 Days - 08/04/23 to 08/11/23	FOOD & BEVERAGE	67	-22%	-1%	25%	Unchanged					67 FOOD BEV				
7 Days - 08/04/23 to 08/11/23	RETAIL	55	-17%	-1%	9%	Unchanged						55 RETAIL			
7 Days - 08/04/23 to 08/11/23	SPECIALTY RETAIL	70	-17%	-2%	50%	Unchanged						70 SPEC RETAIL			
7 Days - 08/04/23 to 08/11/23	AUTOMOTIVE	62	-24%	-4%	8%	Weakened						<-AUTO 62	<-AUTO 62		
7 Days - 08/04/23 to 08/11/23	ENERGY	152	-11%	2%	19%	Unchanged						152 ENERGY			
7 Days - 08/04/23 to 08/11/23	MATERIALS & CONSTRUCTION	83	-19%	0%	32%	Unchanged							83 MTL CONST		
7 Days - 08/04/23 to 08/11/23	METALS & MINING	68	-13%	-1%	12%	Unchanged					68 METALS				
7 Days - 08/04/23 to 08/11/23	TRANSPORTATION	83	-30%	-2%	14%	Weakened						<-TRANSPORT 83	<-TRANSPORT 83		
7 Days - 08/04/23 to 08/11/23	DIVERSIFIED SERVICES	144	-42%	1%	35%	Unchanged						144 DIV SVC			
7 Days - 08/04/23 to 08/11/23	HEALTH SERVICES	135	-45%	-4%	13%	Weakened					135 HEALTH SVC				
7 Days - 08/04/23 to 08/11/23	LEISURE	82	-15%	0%	19%	Unchanged						82 LEISURE			
7 Days - 08/04/23 to 08/11/23	MEDIA	56	-25%	-1%	17%	Strengthened					56 MEDIA				
7 Days - 08/04/23 to 08/11/23	UTILITIES	80	-13%	1%	17%	Strengthened		80 UTILITIES->	80 UTILITIES->						
7 Days - 08/04/23 to 08/11/23	AEROSPACE/DEFENSE	29	-13%	0%	17%	Unchanged						29 AERO/DEF			
7 Days - 08/04/23 to 08/11/23	CHEMICALS	64	-24%	-2%	11%	Unchanged						64 CHEMICALS			
7 Days - 08/04/23 to 08/11/23	DRUGS	260	-40%	-2%	32%	Unchanged					260 DRUGS				
7 Days - 08/04/23 to 08/11/23	MANUFACTURING	126	-20%	0%	31%	Weakened						<-MFG 126	<-MFG 126		
7 Days - 08/04/23 to 08/11/23	WHOLESALE	36	-22%	-1%	17%	Weakened						36 WHOLESALE			

Current:

Length - Begin/End	Industry	#	Min	Avg	Max	Status	9Weakest	8VWeak	7Weaker	6Week	5Avg	4Strong	3Stronger	2VStrong	1Strongest
7 Days - 10/06/23 to 10/13/23	BANKING	283	-11%	-2%	11%	Unchanged			283 BANKING						
7 Days - 10/06/23 to 10/13/23	FINANCIAL SERVICES	129	-23%	-1%	8%	Weakened				129 FIN SVC					
7 Days - 10/06/23 to 10/13/23	INSURANCE	89	-10%	0%	15%	Weakened					89 INSURANCE				
7 Days - 10/06/23 to 10/13/23	REAL ESTATE	190	-13%	0%	14%	Unchanged				190 REAL ESTATE					
7 Days - 10/06/23 to 10/13/23	COMPUTER HARDWARE	32	-12%	-2%	6%	Strengthened				32 HARDWARE->	32 HARDWARE->				
7 Days - 10/06/23 to 10/13/23	COMPUTER SOFTWARE & SERVICES	201	-43%	-3%	16%	Weakened					201 SOFTWARE				
7 Days - 10/06/23 to 10/13/23	ELECTRONICS	122	-46%	-2%	11%	Unchanged					122 ELECTRONICS				
7 Days - 10/06/23 to 10/13/23	INTERNET	41	-20%	-3%	8%	Weakened					<-INTERNET 41	<-INTERNET 41			
7 Days - 10/06/23 to 10/13/23	TELECOMMUNICATIONS	50	-14%	-1%	26%	Strengthened				50 TELCO->	50 TELCO->				
7 Days - 10/06/23 to 10/13/23	CONSUMER DURABLES	41	-12%	-2%	9%	Unchanged					41 CONS DURBLS				
7 Days - 10/06/23 to 10/13/23	CONSUMER NON-DURABLES	80	-9%	-1%	10%	Weakened			<-CON N-DUR 80	<-CON N-DUR 80					
7 Days - 10/06/23 to 10/13/23	FOOD & BEVERAGE	67	-13%	-1%	17%	Weakened				67 FOOD BEV					
7 Days - 10/06/23 to 10/13/23	RETAIL	55	-14%	0%	38%	Unchanged					55 RETAIL				
7 Days - 10/06/23 to 10/13/23	SPECIALTY RETAIL	70	-17%	-1%	21%	Unchanged					70 SPEC RETAIL				
7 Days - 10/06/23 to 10/13/23	AUTOMOTIVE	62	-21%	-2%	7%	Weakened					62 AUTO				
7 Days - 10/06/23 to 10/13/23	ENERGY	150	-7%	6%	18%	Strengthened					150 ENERGY->	150 ENERGY->			
7 Days - 10/06/23 to 10/13/23	MATERIALS & CONSTRUCTION	83	-12%	-2%	18%	Unchanged						83 MTL CONST			
7 Days - 10/06/23 to 10/13/23	METALS & MINING	68	-24%	2%	21%	Strengthened					68 METALS				
7 Days - 10/06/23 to 10/13/23	TRANSPORTATION	83	-8%	0%	19%	Unchanged					83 TRANSPORT				
7 Days - 10/06/23 to 10/13/23	DIVERSIFIED SERVICES	144	-17%	-1%	33%	Unchanged					144 DIV SVC				
7 Days - 10/06/23 to 10/13/23	HEALTH SERVICES	135	-47%	-6%	21%	Weakened				135 HEALTH SVC					
7 Days - 10/06/23 to 10/13/23	LEISURE	82	-13%	-2%	7%	Weakened					82 LEISURE				
7 Days - 10/06/23 to 10/13/23	MEDIA	56	-14%	0%	12%	Weakened					56 MEDIA				
7 Days - 10/06/23 to 10/13/23	UTILITIES	80	-8%	2%	18%	Unchanged					80 UTILITIES				
7 Days - 10/06/23 to 10/13/23	AEROSPACE/DEFENSE	29	-5%	3%	20%	Strengthened					29 AERO/DEF->	29 AERO/DEF->			
7 Days - 10/06/23 to 10/13/23	CHEMICALS	64	-17%	-2%	8%	Weakened			<-CHEMICALS 64	<-CHEMICALS 64					
7 Days - 10/06/23 to 10/13/23	DRUGS	260	-71%	-4%	28%	Unchanged				260 DRUGS					
7 Days - 10/06/23 to 10/13/23	MANUFACTURING	126	-25%	-2%	15%	Weakened					126 MFG				
7 Days - 10/06/23 to 10/13/23	WHOLESALE	36	-8%	0%	22%	Unchanged						36 WHOLESALE			

Green Highlight: Strengthened

Red Highlight: Weakened

No Highlight: Unchanged

10

For educational purposes only. Not financial advice or a stock/investment recommendation.