

*Said no one, ever*

For more information: Brian Degracia • 424-337-1999 • [brian@stockmarketorganizer.com](mailto:brian@stockmarketorganizer.com)



SP500	
For 7 Days - 05/01/23 to 05/08/23	Weakened
Status 05/08/23	5 Average

"I have a market edge when I am unorganized"






















*Said no one, ever*

5 Average	
STRONGEST: Industrial, Services	WEAKEST: Basic Materials, Financial
STRENGTHENED: None	WEAKENED: Basic Materials, Financial, Healthcare, Industrial, Technology
Weakened	

SP500
Basic Materials (42)
Consumer (76)
Financial (88)
Healthcare (55)
Industrial (59)
Services (59)
Technology (87)
Utilities (30)

OLDEST		NEWEST / CURRENT		
7 Days - 04/10/23 to 04/17/23	7 Days - 04/17/23 to 04/24/23	7 Days - 04/24/23 to 05/01/23	7 Days - 05/01/23 to 05/08/23	Status 05/08/23
Unchanged	Unchanged	Unchanged	Weakened	5 Average
Strengthened	Unchanged	Weakened	Weakened	6 Weak
Unchanged	Strengthened	Weakened	Unchanged	5 Average
Strengthened	Unchanged	Strengthened	Weakened	6 Weak
Unchanged	Strengthened	Weakened	Weakened	5 Average
Unchanged	Strengthened	Unchanged	Weakened	4 Strong
Unchanged	Strengthened	Strengthened	Unchanged	4 Strong
Weakened	Weakened	Weakened	Weakened	5 Average
Weakened	Strengthened	Weakened	Unchanged	5 Average
-	-	-	-	-

NEWEST / CURRENT		7 Days - 05/01/23 to 05/08/23	#	Min	Max	Avg	Status	KEY: No change < Weakened > Strengthened
SP500	Weakened	496	-25%	17%	2%	5 Average		
Basic Materials	Weakened	42	-12%	5%	4%	6 Weak		
Consumer	Unchanged	76	-19%	8%	1%	5 Average		
Financial	Weakened	88	-15%	8%	3%	6 Weak		
Healthcare	Weakened	55	-25%	7%	2%	5 Average		
Industrial	Weakened	59	-7%	9%	0%	4 Strong		
Services	Unchanged	59	-28%	17%	1%	4 Strong		
Technology	Weakened	87	-17%	6%	2%	5 Average		
Utilities	Unchanged	30	-8%	3%	1%	5 Average		

NEWER		7 Days - 04/24/23 to 05/01/23	#	Min	Max	Avg	Status	KEY:  No change  Weakened  Strengthened
SP500	Unchanged	496		-28%	14%	40%	5 Average	
Basic Materials	Weakened	42		-6%	5%	2%	5 Average	
Consumer	Weakened	76		-12%	13%	10%	5 Average	
Financial	Strengthened	88		-1%	8%	10%	6 Weak	
Healthcare	Weakened	55		-13%	12%	10%	4 Strong	
Industrial	Unchanged	59		-13%	9%	10%	4 Strong	
Services	Strengthened	59		-10%	13%	1%	4 Strong	
Technology	Weakened	87		-28%	14%	11%	5 Average	
Utilities	Weakened	30		-5%	0%	11%	5 Average	

OLDER	7 Days - 04/17/23 to 04/24/23	#	Min	Max	Avg	Status	KEY:	No change	<- Weakened	-> Strengthened
SP500	Unchanged	496	-13%	12%	10%	5 Average				
Basic Materials	Unchanged	42	-11%	5%	1%	5 Average				
Consumer	Strengthened	76	-13%	5%	10%	4 Strong				
Financial	Unchanged	88	-10%	5%	1%	6 Weak				
Healthcare	Strengthened	55	-6%	12%	1%	4 Strong				
Industrial	Strengthened	59	-6%	9%	10%	4 Strong				
Services	Strengthened	59	-8%	10%	0%	5 Average				
Technology	Weakened	87	-12%	6%	2%	5 Average				
Utilities	Strengthened	30	-2%	3%	1%	4 Strong				

OLDEST	7 Days - 04/10/23 to 04/17/23	#	Min	Max	Avg	Status	KEY:	No change	<- Weakened	>- Strengthened
SP500	Unchanged	496	-32%	15%	1%	5 Average				
Basic Materials	Strengthened	42	-5%	6%	1%	5 Average			>- >- >- >-	
Consumer	Unchanged	76	-5%	7%	1%	5 Average				
Financial	Strengthened	88	-7%	9%	2%	6 Weak		>- >-		
Healthcare	Unchanged	55	-32%	13%	1%	4 Strong				
Industrial	Unchanged	59	-3%	11%	2%	4 Strong				
Services	Unchanged	59	-8%	6%	1%	5 Average				
Technology	Weakened	87	-7%	15%	1%	5 Average			<- <-	
Utilities	Weakened	30	-3%	1%	1%	5 Average			<- <- <- <- <-	



STRENGTHENING REPORT	
NDX	
For 7 Days - 05/01/23 to 05/08/23	Unchanged
Status 05/08/23	4 Strong

"I have a market edge when I am unorganized"

*Said no one, ever*

4 Strong	
STRONGEST: Industrial	WEAKEST: Financial, Technology
STRENGTHENED: Consumer, Services	WEAKENED: Healthcare, Industrial
Unchanged	

NDX	
Basic Materials (0)	
Consumer (20)	
Financial (3)	
Healthcare (12)	
Industrial (2)	
Services (14)	
Technology (48)	
Utilities (4)	
.	

OLDEST			NEWEST / CURRENT	
7 Days - 04/10/23 to 04/17/23	7 Days - 04/17/23 to 04/24/23	7 Days - 04/24/23 to 05/01/23	7 Days - 05/01/23 to 05/08/23	Status 05/08/23
Weakened	Strengthened	Weakened	Unchanged	4 Strong
Weakened	Strengthened	Weakened	Strengthened	4 Strong
Strengthened	Unchanged	Strengthened	Unchanged	5 Average
Unchanged	Unchanged	Weakened	Weakened	4 Strong
Strengthened	Strengthened	Strengthened	Weakened	3 Stronger
Weakened	Strengthened	Strengthened	Strengthened	4 Strong
Weakened	Unchanged	Weakened	Unchanged	5 Average
Weakened	Strengthened	Strengthened	Unchanged	4 Strong

SORT by PERIOD							Lower Strength	STRENGTH CHANGE	Higher Strength		
NEWEST / CURRENT		7 Days - 05/01/23 to 05/08/23	#	Min	Max	Avg	Status	KEY:	No change	<- Weakened	-> Strengthened
NDX		Unchanged	103	-13%	22%	0%	4 Strong				
Basic Materials			0	0%	0%						
Consumer		Strengthened	20	-10%	6%	1%	4 Strong				
Financial		Unchanged	3	-2%	1%	-1%	5 Average				
Healthcare		Weakened	12	-7%	2%	-2%	4 Strong				
Industrial		Weakened	2	-2%	0%	-1%	3 Stronger				
Services		Strengthened	14	-6%	9%	0%	4 Strong				
Technology		Unchanged	48	-13%	22%	1%	5 Average				
Utilities		Unchanged	4	-1%	2%	0%	4 Strong				

NEWER		7 Days - 04/24/23 to 05/01/23	#	Min	Max	Avg	Status	KEY:	No change	Weakened	Strengthened
NDX	Weakened	103	<div><div></div></div> -13%	<div><div></div></div> 14%	<div><div></div></div> 0%	4 Strong				<<	
Basic Materials		0	<div><div></div></div> 0%	<div><div></div></div> 0%							
Consumer	Weakened	20	<div><div></div></div> -3%	<div><div></div></div> 8%	<div><div></div></div> 1%	4 Strong				<<	
Financial	Strengthened	3	<div><div></div></div> 5%	<div><div></div></div> 8%	<div><div></div></div> 2%	5 Average			>>	>>	
Healthcare	Weakened	12	<div><div></div></div> -13%	<div><div></div></div> 6%	<div><div></div></div> -3%	4 Strong				<<<<<<	
Industrial	Strengthened	2	<div><div></div></div> -1%	<div><div></div></div> 2%	<div><div></div></div> 1%	2 Very Strong				>>	
Services	Strengthened	14	<div><div></div></div> -10%	<div><div></div></div> 12%	<div><div></div></div> 2%	4 Strong			>>		
Technology	Weakened	48	<div><div></div></div> -11%	<div><div></div></div> 14%	<div><div></div></div> 0%	5 Average			<<		
Utilities	Strengthened	4	<div><div></div></div> -2%	<div><div></div></div> 0%	<div><div></div></div> -1%	4 Strong			>>		

OLDER	7 Days - 04/17/23 to 04/24/23	#	Min	Max	Avg	Status	KEY:	No change	Weakened	Strengthened
<b>NDX</b>	<b>Strengthened</b>	<b>103</b>	<b>-13%</b>	<b>12%</b>	<b>-1%</b>	<b>4 Strong</b>				<b>-&gt; -&gt;</b>
Basic Materials		0	0%	0%	0%					
Consumer	<b>Strengthened</b>	<b>20</b>	<b>-13%</b>	<b>5%</b>	<b>0%</b>	<b>4 Strong</b>				<b>-&gt; -&gt; -&gt;</b>
Financial	Unchanged	3	-4%	1%	-1%	5 Average				
Healthcare	Unchanged	12	-4%	12%	2%	3 Stronger				
Industrial	<b>Strengthened</b>	<b>2</b>	<b>-1%</b>	<b>3%</b>	<b>1%</b>	<b>3 Stronger</b>				<b>-&gt; -&gt; -&gt;</b>
Services	<b>Strengthened</b>	<b>14</b>	<b>-5%</b>	<b>4%</b>	<b>0%</b>	<b>5 Average</b>				
Technology	Unchanged	48	-9%	4%	-2%	4 Strong				
Utilities	<b>Strengthened</b>	<b>4</b>	<b>1%</b>	<b>3%</b>	<b>2%</b>	<b>4 Strong</b>				<b>-&gt; -&gt; -&gt; -&gt;</b>

OLDEST	7 Days - 04/10/23 to 04/17/23	#	Min	Max	Avg	Status	KEY:	No change	Weakened	Strengthened
NDX	Weakened	103	-10%	7%	0%	4 Strong			<<	
Basic Materials		0	0%	0%	0%					
Consumer	Weakened	20	-4%	5%	1%	5 Average			<<	
Financial	Strengthened	3	1%	4%	2%	5 Average		>>>>		
Healthcare	Unchanged	12	-10%	5%	1%	3 Stronger				
Industrial	Strengthened	2	3%	3%	3%	3 Stronger				>>>>>>
Services	Weakened	14	-7%	4%	1%	5 Average			<<	
Technology	Weakened	48	-6%	7%	0%	4 Strong			<<<	
Utilities	Weakened	4	-3%	-1%	-2%	5 Average			<<<<<<<<	



DJ30	
For 7 Days - 05/01/23 to 05/08/23	Weakened
Status 05/08/23	5 Average

"I have a market edge when I am unorganized"

*Said no one, ever*








































5 Average	
STRONGEST: Services	WEAKEST: Basic Materials, Industrial
STRENGTHENED: None	WEAKENED: Basic Materials, Consumer, Financial, Industrial, Technology
Weakened	






































## Index/Sector/Industry/Sub-Industry (# stocks)







































DJ30
Basic Materials (2)
Consumer (6)
Financial (4)
Healthcare (4)
Industrial (4)
Services (3)
Technology (7)
Utilities (0)

OLDEST			NEWEST / CURRENT	
7 Days - 04/10/23 to 04/17/23	7 Days - 04/17/23 to 04/24/23	7 Days - 04/24/23 to 05/01/23	7 Days - 05/01/23 to 05/08/23	Status 05/08/23
Strengthened	Unchanged	Unchanged	Weakened	5 Average
Strengthened	Weakened	Unchanged	Weakened	6 Weak
Unchanged	Strengthened	Unchanged	Weakened	4 Strong
Strengthened	Strengthened	Weakened	Weakened	5 Average
Unchanged	Weakened	Weakened	Unchanged	5 Average
Strengthened	Unchanged	Strengthened	Weakened	6 Weak
Unchanged	Strengthened	Strengthened	Unchanged	3 Stronger
Unchanged	Weakened	Unchanged	Weakened	5 Average
.	.	.	.	.

NEWEST / CURRENT		7 Days - 05/01/23 to 05/08/23	#	Min	Max	Avg	Status	KEY: No change	Weakened	Strengthened
DJ30	Weakened	30	-5%	2%	-1%	5 Average				
Basic Materials	Weakened	2	-3%	0%	-2%	6 Weak				
Consumer	Weakened	6	-9%	1%	-2%	4 Strong				
Financial	Weakened	4	-4%	0%	-3%	5 Average				
Healthcare	Unchanged	4	2%	2%	0%	5 Average				
Industrial	Weakened	4	-3%	-1%	-2%	6 Weak				
Services	Unchanged	3	0%	1%	0%	3 Stronger				
Technology	Weakened	7	-2%	2%	0%	5 Average				
Utilities	.	0	0%	0%	.	.				

NEWER		7 Days - 04/24/23 to 05/01/23	#	Min	Max	Avg	Status	KEY:  No change  Weakened  Strengthened
DJ30	Unchanged	30				0%	4 Strong	
Basic Materials	Unchanged	2				-2%	4 Strong	
Consumer	Unchanged	6				-1%	4 Strong	
Financial	Weakened	4				0%	4 Strong	
Healthcare	Weakened	4				0%	5 Average	
Industrial	Strengthened	4				0%	5 Average	
Services	Strengthened	3				1%	3 Stronger	
Technology	Unchanged	7				3%	4 Strong	
Utilities	.	0				0%	.	

OLDER		7 Days - 04/17/23 to 04/24/23	#	Min	Max	Avg	Status	KEY:  No change  Weakened  Strengthened
DJ30	Unchanged	30				4 Strong		
Basic Materials	Weakened	2				4 Strong		
Consumer	Strengthened	6				4 Strong		
Financial	Strengthened	4				3 Stronger		
Healthcare	Weakened	4				5 Average		
Industrial	Unchanged	4				5 Average		
Services	Strengthened	3				3 Stronger		
Technology	Weakened	7				4 Strong		
Utilities	.	0				.		

OLDEST	7 Days - 04/10/23 to 04/17/23	#	Min	Max	Avg	Status	KEY:  No change  Weakened  Strengthened
DJ30	Strengthened	30				4 Strong	
Basic Materials	Strengthened	2				3 Stronger	
Consumer	Unchanged	6				4 Strong	
Financial	Strengthened	4				5 Average	
Healthcare	Unchanged	4				4 Strong	
Industrial	Strengthened	4				5 Average	
Services	Unchanged	3				4 Strong	
Technology	Unchanged	7				4 Strong	
Utilities	.	0			.	.	



STRENGTHENING REPORT	
DJ20	
For 7 Days - 05/01/23 to 05/08/23	Strengthened
Status 05/08/23	5 Average

5 Average	
STRONGEST: None	WEAKEST: None
STRENGTHENED: None	WEAKENED: None
Strengthened	

DJ20	Unchanged	Strengthened	Unchanged	Strengthened	5 Average
Basic Materials (0)	-	-	-	-	-
Consumer (0)	-	-	-	-	-
Financial (0)	-	-	-	-	-
Healthcare (0)	-	-	-	-	-
Industrial (0)	-	-	-	-	-
Services (19)	Unchanged	Strengthened	Unchanged	Strengthened	5 Average
Technology (0)	-	-	-	-	-
Utilities (0)	-	-	-	-	-
.	-	-	-	-	-

SORT by PERIOD							Lower Strength	STRENGTH CHANGE		Higher Strength	
NEWEST / CURRENT		7 Days - 05/01/23 to 05/08/23	#	Min	Max	Avg	Status	KEY:	No change	<- Weakened	-> Strengthened
DJ20		Strengthened	19	-8%	4%	0%	5 Average			->	
Basic Materials	.		0	0%	0%	.	.				
Consumer	.		0	0%	0%	.	.				
Financial	.		0	0%	0%	.	.				
Healthcare	.		0	0%	0%	.	.				
Industrial	.		0	0%	0%	.	.				
Services		Strengthened	19	-8%	4%	0%	5 Average			->	->
Technology	.		0	0%	0%	.	.				
Utilities	.		0	0%	0%	.	.				
.	.		.	.	.	.	.				

NEWER		7 Days - 04/24/23 to 05/01/23		#	Min	Max	Avg	Status	KEY:	No change	Weakened	Strengthened
DJ20	Unchanged	19	-7%	6%	0%	5 Average						
Basic Materials	.	0	0%	0%	.	.	.					
Consumer	.	0	0%	0%	.	.	.					
Financial	.	0	0%	0%	.	.	.					
Healthcare	.	0	0%	0%	.	.	.					
Industrial	.	0	0%	0%	.	.	.					
Services	Unchanged	19	-7%	6%	0%	5 Average						
Technology	.	0	0%	0%	.	.	.					
Utilities	.	0	0%	0%	.	.	.					
.	.	.	.	.	.	.	.					

OLDER	7 Days - 04/17/23 to 04/24/23	#	Min	Max	Avg	Status	KEY:	No change	Weakened	Strengthened
<b>DJ20</b>	<b>Strengthened</b>	<b>19</b>	<b>-5%</b>	<b>5%</b>	<b>1%</b>	<b>5 Average</b>		<b>-&gt;</b>		
Basic Materials	.	0	0%	0%	0%	.				
Consumer	.	0	0%	0%	0%	.				
Financial	.	0	0%	0%	0%	.				
Healthcare	.	0	0%	0%	0%	.				
Industrial	.	0	0%	0%	0%	.				
Services	<b>Strengthened</b>	<b>19</b>	<b>-5%</b>	<b>5%</b>	<b>1%</b>	<b>5 Average</b>		<b>-&gt;</b>		
Technology	.	0	0%	0%	0%	.				
Utilities	.	0	0%	0%	0%	.				
.	.	.	.	.	.	.				

OLDEST	7 Days - 04/10/23 to 04/17/23	#	Min	Max	Avg	Status	KEY:	No change	Weakened	Strengthened
DJ20	Unchanged	19	-7%	4%	0%	6 Weak				
Basic Materials		0	0%	0%	0%					
Consumer		0	0%	0%	0%					
Financial		0	0%	0%	0%					
Healthcare		0	0%	0%	0%					
Industrial		0	0%	0%	0%					
Services	Unchanged	19	-7%	4%	0%	6 Weak				
Technology		0	0%	0%	0%					
Utilities		0	0%	0%	0%					



DJ15	
For 7 Days - 05/01/23 to 05/08/23	Unchanged
Status 05/08/23	4 Strong

"I have a market edge when I am unorganized"

*Said no one, ever*

4 Strong	
STRONGEST: None	WEAKEST: None
STRENGTHENED: None	WEAKENED: None
Unchanged	

DJ15	Weakened	Strengthened	Weakened	Unchanged	4 Strong
Basic Materials (0)	-	-	-	-	-
Consumer (0)	-	-	-	-	-
Financial (0)	-	-	-	-	-
Healthcare (0)	-	-	-	-	-
Industrial (0)	-	-	-	-	-
Services (0)	-	-	-	-	-
Technology (0)	-	-	-	-	-
Utilities (15)	Weakened	Strengthened	Weakened	Unchanged	4 Strong
-	-	-	-	-	-

	OLDEST	7 Days - 04/10/23 to 04/17/23	#	Min	Max	Avg	Status	KEY:	No change	Weakened	Strengthened
DJ15		Weakened	15	-2%	1%	-1%	4 Strong			<< <	
Basic Materials	.		0	0%	0%	.	.				
Consumer	.		0	0%	0%	.	.				
Financial	.		0	0%	0%	.	.				
Healthcare	.		0	0%	0%	.	.				
Industrial	.		0	0%	0%	.	.				
Services	.		0	0%	0%	.	.				
Technology	.		0	0%	0%	.	.				
Utilities		Weakened	15	-2%	1%	-1%	4 Strong			<< <	
.	.		.	.	.	.	.				