

ENERGY	
For 7 Days - 05/05/23 to 05/12/23	Weakened
Status 05/12/23	7 Weaker

"I have a market edge when I am unorganized!"
Said no one, ever






































7 Weaker	
STRONGEST: O&G Drill/Explor, O&G Equip/Serv, O&G Pipelines, O&G Refining/Mktg	WEAKEST: Maj Integ O&G
STRENGTHENED: None	WEAKENED: Indep O&G, Maj Integ O&G, O&G Drill/Explor, O&G Equip/Serv, O&G Pipelines, O&G Refining/Mktg
Weakened	

ENERGY
ENERGY - Independent Oil & Gas (54)
ENERGY - Major Integrated Oil & Gas (6)
ENERGY - Oil & Gas Drilling & Exploration (4)
ENERGY - Oil & Gas Equipment & Services (34)
ENERGY - Oil & Gas Pipelines (30)
ENERGY - Oil & Gas Refining & Marketing (19)
.
.
.

OLDEST			NEWEST / CURRENT	
7 Days - 04/14/23 to 04/21/23	7 Days - 04/21/23 to 04/28/23	7 Days - 04/28/23 to 05/05/23	7 Days - 05/05/23 to 05/12/23	Status 05/12/23
Weakened	Weakened	Weakened	Weakened	7 Weaker
Weakened	Weakened	Weakened	Weakened	7 Weaker
Weakened	Strengthened	Weakened	Weakened	8 Very Weak
Weakened	Strengthened	Strengthened	Weakened	6 Weak
Unchanged	Weakened	Unchanged	Weakened	6 Weak
Weakened	Unchanged	Weakened	Weakened	6 Weak
Weakened	Weakened	Weakened	Weakened	6 Weak
.
.
.

[illegible]

NEWER	7 Days - 04/28/23 to 05/05/23	#	Min	Max	Avg	Status	KEY:	No change	Weakened	Strengthened
ENERGY	Weakened	147	-18%	6%	-4%	6 Weak		<<<<		
ENERGY - Independent Oil & Gas	Weakened	54	-18%	3%	-5%	6 Weak		<<<<		
ENERGY - Major Integrated Oil & Gas	Weakened	6	-3%	-1%	-5%	7 Weaker		<<<<<<<<<<		
ENERGY - Oil & Gas Drilling & Exploration	Strengthened	4	7%	2%	3%	6 Weak				>>
ENERGY - Oil & Gas Equipment & Services	Unchanged	34	-11%	4%	3%	6 Weak				
ENERGY - Oil & Gas Pipelines	Weakened - Oil & Gas Pipelines	30	-10%	2%	3%	6 Weak			<<<<<<<	
ENERGY - Oil & Gas Refining & Marketing	Weakened	19	-13%	6%	5%	6 Weak			<<<<<<<	
.				
.				
.				

OLDER	7 Days - 04/21/23 to 04/28/23	#	Min	Max	Avg	Status	KEY:  No change  Weakened  Strengthened
ENERGY	Weakened	147	 -19%	 10%	 -1%	6 Weak	 
ENERGY - Independent Oil & Gas	Weakened	54	 -19%	 9%	 -1%	6 Weak	 
ENERGY - Major Integrated Oil & Gas	Strengthened	6	 -4%	 3%	 0%	5 Average	 
ENERGY - Oil & Gas Drilling & Exploration	Strengthened	4	 -2%	 10%	 2%	6 Weak	 
ENERGY - Oil & Gas Equipment & Services	Weakened	34	 -12%	 6%	 2%	6 Weak	 
ENERGY - Oil & Gas Pipelines	Unchanged	30	 -4%	 8%	 0%	5 Average	
ENERGY - Oil & Gas Refining & Marketing	Weakened	19	 -6%	 3%	 -1%	5 Average	 
.
.
.

[illegible]

ENERGY	
For 7 Days - 05/05/23 to 05/12/23	Weakened
Status 05/12/23	7 Weaker

"I have a market edge when I am unorganized!"
Said no one, ever

7 Weaker	
STRONGEST: O&G Drill/Explor, O&G Equip/Serv, O&G Pipelines, O&G Refining/Mktg	WEAKEST: Maj Integ O&G
STRENGTHENED: None	WEAKENED: Indep O&G, Maj Integ O&G, O&G Drill/Explor, O&G Equip/Serv, O&G Pipelines, O&G Refining/Mktg
Weakened	

ENERGY
ENERGY - Independent Oil & Gas (54)
ENERGY - Major Integrated Oil & Gas (6)
ENERGY - Oil & Gas Drilling & Exploration (4)
ENERGY - Oil & Gas Equipment & Services (34)
ENERGY - Oil & Gas Pipelines (30)
ENERGY - Oil & Gas Refining & Marketing (19)
.
.
.

OLDEST			NEWEST / CURRENT	
7 Days - 04/14/23 to 04/21/23	7 Days - 04/21/23 to 04/28/23	7 Days - 04/28/23 to 05/05/23	7 Days - 05/05/23 to 05/12/23	Status 05/12/23
Weakened	Weakened	Weakened	Weakened	7 Weaker
Weakened	Weakened	Weakened	Weakened	7 Weaker
Weakened	Strengthened	Weakened	Weakened	8 Very Weak
Weakened	Strengthened	Strengthened	Weakened	6 Weak
Unchanged	Weakened	Unchanged	Weakened	6 Weak
Weakened	Unchanged	Weakened	Weakened	6 Weak
Weakened	Weakened	Weakened	Weakened	6 Weak
-	-	-	-	-
-	-	-	-	-
-	-	-	-	-

ENERGY		#	Min	Max	Avg	Status	KEY:	No change	Weakened	Strengthened
7 Days - 05/05/23 to 05/12/23	Weakened	147	-17%	15%	2%	7 Weaker		<< << <<		
7 Days - 04/28/23 to 05/05/23	Weakened	147	-18%	6%	4%	6 Weak		<< << <<		
7 Days - 04/21/23 to 04/28/23	Weakened	147	-19%	10%	-1%	6 Weak		<< <<		
7 Days - 04/14/23 to 04/21/23	Weakened	147	-17%	7%	4%	5 Average		<< <<		

ENERGY - Independent Oil & Gas									
7 Days - 05/05/23 to 05/12/23	Weakened	54	-17%	10%	-3%	7 Weaker	< < <		
7 Days - 04/28/23 to 05/05/23	Weakened	54	-18%	3%	-5%	6 Weak	< < <		
7 Days - 04/21/23 to 04/28/23	Weakened	54	-19%	-9%	-1%	6 Weak	< < <		
7 Days - 04/14/23 to 04/21/23	Weakened	54	-14%	7%	-6%	6 Weak	< < <		

ENERGY - Major Integrated Oil & Gas									
7 Days - 05/05/23 to 05/12/23	Weakened	6	-5%	0%	8 Very Weak	<<<			
7 Days - 04/28/23 to 05/05/23	Weakened	6	-8%	-1%	7 Weaker	<<<<<<<<<<			
7 Days - 04/21/23 to 04/28/23	Strengthened	6	-4%	3%	5 Average	<->			
7 Days - 04/14/23 to 04/21/23	Weakened	6	-7%	0%	6 Weak	<<<<<<<			

ENERGY - Oil & Gas Drilling & Exploration									
7 Days - 05/05/23 to 05/12/23	Weakened	4	-4%	<div><div></div></div> 8%	<div><div></div></div> 1%	6 Weak	<div><div></div></div>		
7 Days - 04/28/23 to 05/05/23	Strengthened	4	-7%	<div><div></div></div> 2%	<div><div></div></div> -3%	6 Weak	<div><div></div></div>	<div><div></div></div>	
7 Days - 04/21/23 to 04/28/23	Strengthened	4	-2%	<div><div></div></div> 10%	<div><div></div></div> 2%	6 Weak	<div><div></div></div>	<div><div></div></div>	
7 Days - 04/14/23 to 04/21/23	Weakened	4	-13%	<div><div></div></div> -4%	<div><div></div></div> -7%	6 Weak	<div><div></div></div>	<div><div></div></div>	

ENERGY - Oil & Gas Equipment & Services									
7 Days - 05/05/23 to 05/12/23	Weakened	34	-16%	15%	-4%	6 Weak	<<<		
7 Days - 04/28/23 to 05/05/23	Unchanged	34	-14%	4%	-3%	6 Weak			
7 Days - 04/21/23 to 04/28/23	Weakened	34	-12%	6%	-2%	6 Weak			
7 Days - 04/14/23 to 04/21/23	Unchanged	34	-17%	3%	-5%	6 Weak			

ENERGY - Oil & Gas Pipelines									
7 Days - 05/05/23 to 05/12/23	Weakened	30	-3%	7%	-1%	6 Weak	< <		
7 Days - 04/28/23 to 05/05/23	Weakened	30	-10%	2%	-3%	6 Weak	< < < < <		
7 Days - 04/21/23 to 04/28/23	Unchanged	30	-4%	8%	0%	5 Average	< < < < <		
7 Days - 04/14/23 to 04/21/23	Weakened	30	-5%	2%	-2%	5 Average	< <		

ENERGY - Oil & Gas Refining & Marketing									
7 Days - 05/05/23 to 05/12/23	Weakened	19	-11%	13%	1%	6 Weak	< <		
7 Days - 04/28/23 to 05/05/23	Weakened	19	-13%	6%	-5%	6 Weak	< < < < <		
7 Days - 04/21/23 to 04/28/23	Weakened	19	-6%	3%	-1%	5 Average	< < < < <		
7 Days - 04/14/23 to 04/21/23	Weakened	19	-9%	2%	-4%	5 Average	< < < < <		

ENERGY	
For 7 Days - 05/05/23 to 05/12/23	Weakened
Status 05/12/23	7 Weaker

"I have a market edge when I am unorganized"

Said no one, ever

1 week 05/05/23 to 05/12/23							Lower Strength	STRENGTH CHANGE		Higher Strength	
Sector	Sub-Industry	Company	Rank	Ticker	% Chg	Status	KEY:	No change	Weakened	Strengthened	
Basic Materials	ENERGY - Independent Oil & Gas	Vista Oil & Gas' S.A.B. de C.V.	0.0	1	VIST	-4%	1 Strongest				
Basic Materials	ENERGY - Independent Oil & Gas	Denbury Inc	0.0	2	DEN	2%	1 Strongest				
Basic Materials	ENERGY - Independent Oil & Gas	San Juan Basin Roy Tr	0.0	25	SJT	10%	9 Weakest				
Basic Materials	ENERGY - Independent Oil & Gas	Antero Resources Corporation	0.0	26	AR	3%	9 Weakest				
Basic Materials	ENERGY - Independent Oil & Gas	Comstock Resources Inc	0.0	27	CRK	3%	9 Weakest				
Basic Materials	ENERGY - Independent Oil & Gas	CNX Resources Corporation	0.0	28	CNX	2%	9 Weakest	<< << <			
Basic Materials	ENERGY - Independent Oil & Gas	California Resources Corporation	0.0	29	CRC	0%	9 Weakest				
Basic Materials	ENERGY - Independent Oil & Gas	Epsilon Energy Ltd.	0.0	30	EPSN	0%	9 Weakest				
Basic Materials	ENERGY - Independent Oil & Gas	APA Corporation	0.0	31	APA	-1%	9 Weakest				
Basic Materials	ENERGY - Independent Oil & Gas	MV Oil Trust	0.0	32	MVO	-1%	9 Weakest				
Basic Materials	ENERGY - Independent Oil & Gas	Marathon Oil Group	0.0	33	MRO	-2%	9 Weakest	<< << << <<			
Basic Materials	ENERGY - Independent Oil & Gas	Matador Resources Company	0.0	34	MTDR	-2%	9 Weakest				
Basic Materials	ENERGY - Independent Oil & Gas	Earthstone Energy	0.0	35	ESTE	-3%	9 Weakest	<< << << <<			
Basic Materials	ENERGY - Independent Oil & Gas	Black Stone Minerals LP	0.0	36	BSM	-3%	9 Weakest	<< << << << << << << << << << <<			
Basic Materials	ENERGY - Independent Oil & Gas	PDC Energy` Inc.	0.0	37	PDCE	-3%	9 Weakest	<< << << <<			
Basic Materials	ENERGY - Independent Oil & Gas	PermRock Royalty Trust	0.0	38	PRT	-3%	9 Weakest				
Basic Materials	ENERGY - Independent Oil & Gas	Pioneer Natural Rescs Co	0.0	39	PXD	-4%	9 Weakest	<< << << << << << <<			
Basic Materials	ENERGY - Independent Oil & Gas	Crescent Point Energy	0.0	40	CPG	-4%	9 Weakest	<< << <			
Basic Materials	ENERGY - Independent Oil & Gas	SM Energy Company	0.0	41	SM	-4%	9 Weakest				
Basic Materials	ENERGY - Independent Oil & Gas	Berry Corp	0.0	42	BRY	-4%	9 Weakest				
Basic Materials	ENERGY - Independent Oil & Gas	National Fuel Gas Co	0.0	43	NFG	-5%	9 Weakest				
Basic Materials	ENERGY - Independent Oil & Gas	Vital Energy Inc.	0.0	44	VTLE	-5%	9 Weakest				
Basic Materials	ENERGY - Independent Oil & Gas	Viper Energy Partners LP	0.0	45	VNOM	-5%	9 Weakest				
Basic Materials	ENERGY - Independent Oil & Gas	Battalion Oil Corporation	0.0	46	BATL	-5%	9 Weakest				
Basic Materials	ENERGY - Independent Oil & Gas	Devon Energy Corp	0.0	47	DVN	-6%	9 Weakest				
Basic Materials	ENERGY - Independent Oil & Gas	Amplify Energy Corp	0.0	48	AMPY	-6%	9 Weakest	<< << << <<			
Basic Materials	ENERGY - Independent Oil & Gas	Vermilion Energy Inc.	0.0	49	VET	-6%	9 Weakest				
Basic Materials	ENERGY - Independent Oil & Gas	Callon Petroleum Co	0.0	50	CPE	-8%	9 Weakest				
Basic Materials	ENERGY - Independent Oil & Gas	HighPeak Energy Inc	0.0	51	HPK	-12%	9 Weakest				
Basic Materials	ENERGY - Independent Oil & Gas	Talos Energy Inc	0.0	52	TALO	-13%	9 Weakest				
Basic Materials	ENERGY - Independent Oil & Gas	Vaallo Energy Inc	0.0	53	EGY	-14%	9 Weakest				
Basic Materials	ENERGY - Independent Oil & Gas	BP Prudhoe Bay Royal Trust	0.0	54	BPT	-17%	9 Weakest				
Basic Materials	ENERGY - Major Integrated Oil & Gas	Cenovus Energy Incorporated	0.0	3	CVE	0%	9 Weakest				
Basic Materials	ENERGY - Major Integrated Oil & Gas	Suncor Energy	0.0	4	SU	-3%	9 Weakest				
Basic Materials	ENERGY - Major Integrated Oil & Gas	Occidental Petro Cp	0.0	5	OXY	-4%	9 Weakest	<< << <			
Basic Materials	ENERGY - Major Integrated Oil & Gas	Ovintiv Inc	0.0	6	OVV	-5%	9 Weakest				
Basic Materials	ENERGY - Oil & Gas Drilling & Exploration	GeoPark Limited	0.0	3	GPRK	1%	9 Weakest				
Basic Materials	ENERGY - Oil & Gas Drilling & Exploration	W & T Offshore	0.0	4	WTI	-4%	9 Weakest				
Basic Materials	ENERGY - Oil & Gas Equipment & Services	NACG Holdings Inc	0.0	1	NOA	0%	1 Strongest				
Basic Materials	ENERGY - Oil & Gas Equipment & Services	Ranger Energy Services Inc	0.0	2	RNGR	-1%	1 Strongest				
Basic Materials	ENERGY - Oil & Gas Equipment & Services	Solaris Oilfield Infrastructure	0.0	22	SOI	0%	9 Weakest				
Basic Materials	ENERGY - Oil & Gas Equipment & Services	Liberty Oilfield Services Inc	0.0	23	LBRT	-1%	9 Weakest				
Basic Materials	ENERGY - Oil & Gas Equipment & Services	ProPetro Holding Corp	0.0	24	PUMP	-2%	9 Weakest				
Basic Materials	ENERGY - Oil & Gas Equipment & Services	NOW Inc	0.0	25	DNOW	-2%	9 Weakest				
Basic Materials	ENERGY - Oil & Gas Equipment & Services	RPC Inc	0.0	26	RES	-3%	9 Weakest	<< << << <<			
Basic Materials	ENERGY - Oil & Gas Equipment & Services	NexTier Oilfield Solutions Inc	0.0	27	NEX	-3%	9 Weakest				
Basic Materials	ENERGY - Oil & Gas Equipment & Services	Helmerich & Payne Inc	0.0	28	HP	-3%	9 Weakest				
Basic Materials	ENERGY - Oil & Gas Equipment & Services	Halliburton Co	0.0	29	HAL	-4%	9 Weakest	<< << << <<			
Basic Materials	ENERGY - Oil & Gas Equipment & Services	NOV Inc	0.0	30	NOV	-5%	9 Weakest	<< << << <<			
Basic Materials	ENERGY - Oil & Gas Equipment & Services	Patterson-UTI Energy Inc	0.0	31	PTEN	-5%	9 Weakest				
Basic Materials	ENERGY - Oil & Gas Equipment & Services	Precision Drilling Corp	0.0	32	PDS	-5%	9 Weakest				
Basic Materials	ENERGY - Oil & Gas Equipment & Services	Nabors Industries Inc	0.0	33	NBR	-9%	9 Weakest				
Basic Materials	ENERGY - Oil & Gas Equipment & Services	Cactus Inc	0.0	34	WHD	-10%	9 Weakest	<< << << <<			
Basic Materials	ENERGY - Oil & Gas Pipelines	Magellan Midstreams Partners LP	0.0	1	MMP	2%	1 Strongest				
Basic Materials	ENERGY - Oil & Gas Pipelines	Holly Energy Partners LP	0.0	19	HEP	0%	9 Weakest				
Basic Materials	ENERGY - Oil & Gas Pipelines	Cheniere Energy Partners LP	0.0	20	CQP	0%	9 Weakest				
Basic Materials	ENERGY - Oil & Gas Pipelines	DT Midstream Inc	0.0	21	DTM	0%	9 Weakest				
Basic Materials	ENERGY - Oil & Gas Pipelines	EnLink Midstream LLC	0.0	22	ENLC	0%	9 Weakest				
Basic Materials	ENERGY - Oil & Gas Pipelines	Western Midstream Partners LP	0.0	23	WES	-1%	9 Weakest				
Basic Materials	ENERGY - Oil & Gas Pipelines	Pembina Pipeline Corporation	0.0	24	PBA	-1%	9 Weakest	<< << << <<			
Basic Materials	ENERGY - Oil & Gas Pipelines	Kinder Morgan Inc	0.0	25	KMI	-1%	9 Weakest				
Basic Materials	ENERGY - Oil & Gas Pipelines	Williams Companies Inc	0.0	26	WMB	-3%	9 Weakest	<< << << <<			
Basic Materials	ENERGY - Oil & Gas Pipelines	Enbridge Inc	0.0	27	ENB	-4%	9 Weakest	<< << << << << << <<			
Basic Materials	ENERGY - Oil & Gas Pipelines	Crestwood Equity Partners LP	0.0	28	CEQP	-4%	9 Weakest				
Basic Materials	ENERGY - Oil & Gas Pipelines	New Fortress Energy Inc	0.0	29	NFE	-5%	9 Weakest	<< << << <<			
Basic Materials	ENERGY - Oil & Gas Pipelines	Delek Logistics Partners` LP	0.0	30	DKL	-5%	9 Weakest				
Basic Materials	ENERGY - Oil & Gas Refining & Marketing	Valvoline	0.0	1	VVV	13%	1 Strongest		>> >> >> >> >> >> >>		
Basic Materials	ENERGY - Oil & Gas Refining & Marketing	Delek US Holdings Inc	0.0	17	DK	6%	9 Weakest				
Basic Materials	ENERGY - Oil & Gas Refining & Marketing	HF Sinclair Corporation	0.0	18	DINO	4%	9 Weakest				
Basic Materials	ENERGY - Oil & Gas Refining & Marketing	CVR Energy Inc	0.0	19	CVI	0%	9 Weakest				