

| STRENGTHENING REPORT              |           |
|-----------------------------------|-----------|
| BANKING                           |           |
| For 7 Days - 04/21/23 to 04/28/23 | Unchanged |
| Status 04/28/23                   | 7 Weaker  |





















|   |  |
|---|--|
| 7 Weaker  |  |
| <u><b>Strongest:</b></u> Foreign Regional Banks | <u><b>Weakest:</b></u> Midwest Banks                         |
| <u><b>Strengthened:</b></u> Savings & Loans     | <u><b>Weakened:</b></u> Foreign Regional, Money Center Banks |
| Unchanged                                       |  |

|  |
|--|
| <b>BANKING</b>                               |
| BANKING - Foreign Regional Banks (5)         |
| BANKING - Money Center Banks (17)            |
| BANKING - Regional - Mid-Atlantic Banks (33) |
| BANKING - Regional - Midwest Banks (24)      |
| BANKING - Regional - Northeast Banks (91)    |
| BANKING - Regional - Pacific Banks (29)      |
| BANKING - Regional - Southeast Banks (16)    |
| BANKING - Regional - Southwest Banks (16)    |
| BANKING - Savings & Loans (27)               |

| OLDEST                        |                               |                               | NEWEST / CURRENT              |                 |
|-------------------------------|-------------------------------|-------------------------------|-------------------------------|-----------------|
| 6 Days - 03/31/23 to 04/06/23 | 8 Days - 04/06/23 to 04/14/23 | 7 Days - 04/14/23 to 04/21/23 | 7 Days - 04/21/23 to 04/28/23 | Status 04/28/23 |
| Unchanged                     | Unchanged                     | Unchanged                     | Unchanged                     | 7 Weaker        |
| Strengthened                  | Strengthened                  | Unchanged                     | Weakened                      | 5 Average       |
| Weakened                      | Strengthened                  | Unchanged                     | Weakened                      | 7 Weaker        |
| Weakened                      | Unchanged                     | Unchanged                     | Unchanged                     | 7 Weaker        |
| Weakened                      | Unchanged                     | Unchanged                     | Unchanged                     | 9 Weakest       |
| Unchanged                     | Weakened                      | Unchanged                     | Unchanged                     | 8 Very Weak     |
| Weakened                      | Unchanged                     | Strengthened                  | Unchanged                     | 7 Weaker        |
| Unchanged                     | Unchanged                     | Unchanged                     | Unchanged                     | 8 Very Weak     |
| Unchanged                     | Unchanged                     | Unchanged                     | Unchanged                     | 8 Very Weak     |
| Weakened                      | Unchanged                     | Unchanged                     | Strengthened                  | 7 Weaker        |

| SORT BY PERIOD                          |  |                               |     |  |                                       |                                       |             |      | Lower Strength | STRENGTH CHANGE |                 | Higher Strength |
|---|--|-------------------------------|-----|--|---------------------------------------|---------------------------------------|-------------|------|----------------|-----------------|-----------------|-----------------|
| NEWEST / CURRENT                        |  | 7 Days - 04/21/23 to 04/28/23 | #   | Min                                    | Max                                   | Avg                                   | Status      | KEY: | No change      | << Weakened     | >> Strengthened |                 |
| BANKING                                 |  | Unchanged                     | 258 | <div><div></div><div></div></div> -75% | <div><div></div><div></div></div> 19% | <div><div></div><div></div></div> -2% | 7 Weaker    |      |                |                 |                 |                 |
| BANKING - Foreign Regional Banks        |  | Weakened                      | 5   | <div><div></div><div></div></div> -5%  | <div><div></div><div></div></div> 4%  | <div><div></div><div></div></div> 0%  | 5 Average   |      |                | <<              |                 |                 |
| BANKING - Money Center Banks            |  | Weakened                      | 17  | <div><div></div><div></div></div> -75% | <div><div></div><div></div></div> 6%  | <div><div></div><div></div></div> -5% | 7 Weaker    |      | <<             |                 |                 |                 |
| BANKING - Regional - Mid-Atlantic Banks |  | Unchanged                     | 33  | <div><div></div><div></div></div> -12% | <div><div></div><div></div></div> 17% | <div><div></div><div></div></div> -2% | 7 Weaker    |      |                |                 |                 |                 |
| BANKING - Regional - Midwest Banks      |  | Unchanged                     | 24  | <div><div></div><div></div></div> -11% | <div><div></div><div></div></div> 4%  | <div><div></div><div></div></div> -2% | 9 Weakest   |      |                |                 |                 |                 |
| BANKING - Regional - Northeast Banks    |  | Unchanged                     | 91  | <div><div></div><div></div></div> -18% | <div><div></div><div></div></div> 14% | <div><div></div><div></div></div> -2% | 8 Very Weak |      |                |                 |                 |                 |
| BANKING - Regional - Pacific Banks      |  | Unchanged                     | 29  | <div><div></div><div></div></div> -2%  | <div><div></div><div></div></div> 5%  | <div><div></div><div></div></div> -5% | 7 Weaker    |      |                |                 |                 |                 |
| BANKING - Regional - Southeast Banks    |  | Unchanged                     | 16  | <div><div></div><div></div></div> -11% | <div><div></div><div></div></div> 4%  | <div><div></div><div></div></div> -1% | 8 Very Weak |      |                |                 |                 |                 |
| BANKING - Regional - Southwest Banks    |  | Unchanged                     | 16  | <div><div></div><div></div></div> -10% | <div><div></div><div></div></div> 9%  | <div><div></div><div></div></div> 0%  | 8 Very Weak |      |                |                 |                 |                 |
| BANKING - Savings & Loans               |  | Strengthened                  | 27  | <div><div></div><div></div></div> -44% | <div><div></div><div></div></div> 19% | <div><div></div><div></div></div> -2% | 7 Weaker    | >>   |                |                 |                 |                 |

| NEWER                                   | 7 Days - 04/14/23 to 04/21/23 | #   | Min  | Max | Avg | Status      | KEY: | No change | Weakened | Strengthened |
|---|-------------------------------|-----|------|-----|-----|-------------|------|-----------|----------|--------------|
| <b>BANKING</b>                          | Unchanged                     | 258 | -14% | 28% | 0%  | 7 Weaker    |      |           |          |              |
| BANKING - Foreign Regional Banks        | Unchanged                     | 5   | -1%  | 2%  | 0%  | 5 Average   |      |           |          |              |
| BANKING - Money Center Banks            | Unchanged                     | 17  | -7%  | 9%  | 0%  | 6 Weak      |      |           |          |              |
| BANKING - Regional - Mid-Atlantic Banks | Unchanged                     | 33  | -14% | 6%  | 0%  | 7 Weaker    |      |           |          |              |
| BANKING - Regional - Midwest Banks      | Unchanged                     | 24  | -4%  | 5%  | 0%  | 9 Weakest   |      |           |          |              |
| BANKING - Regional - Northeast Banks    | Unchanged                     | 91  | -9%  | 14% | 0%  | 8 Very Weak |      |           |          |              |
| BANKING - Regional - Pacific Banks      | Strengthened                  | 29  | -10% | 28% | 0%  | 7 Weaker    |      |           |          |              |
| BANKING - Regional - Southeast Banks    | Unchanged                     | 16  | -4%  | 5%  | 0%  | 8 Very Weak |      |           |          |              |
| BANKING - Regional - Southwest Banks    | Unchanged                     | 16  | -3%  | 6%  | 0%  | 8 Very Weak |      |           |          |              |
| BANKING - Savings & Loans               | Unchanged                     | 27  | -14% | 4%  | 0%  | 8 Very Weak |      |           |          |              |

| OLDER                                   | 8 Days - 04/06/23 to 04/14/23 | #          | Min        | Max   | Avg        | Status  | KEY:      | No change       | Weakened | Strengthened |
|---|-------------------------------|------------|------------|---|------------|---|-----------|-----------------|----------|--------------|
| <b>BANKING</b>                          | <b>Unchanged</b>              | <b>258</b> | <b>-8%</b> |  | <b>10%</b> |  | <b>1%</b> | <b>7 Weaker</b> |          |              |
| BANKING - Foreign Regional Banks        | Strengthened                  | 5          | 0%         |  | 5%         |  | 3%        | 5 Average       | ->       | ->           |
| BANKING - Money Center Banks            | Strengthened                  | 17         | -6%        |  | 9%         |  | 3%        | 6 Weak          | ->       | ->           |
| BANKING - Regional - Mid-Atlantic Banks | Unchanged                     | 33         | -6%        |  | 2%         |  | 2%        | 7 Weaker        |          |              |
| BANKING - Regional - Midwest Banks      | Unchanged                     | 24         | -6%        |  | 5%         |  | 1%        | 9 Weakest       |          |              |
| BANKING - Regional - Northeast Banks    | Weakened                      | 91         | -7%        |  | 5%         |  | 1%        | 8 Very Weak     | <-       | <-           |
| BANKING - Regional - Pacific Banks      | Unchanged                     | 29         | -8%        |  | 10%        |  | 2%        | 8 Very Weak     |          |              |
| BANKING - Regional - Southeast Banks    | Unchanged                     | 16         | -5%        |  | 4%         |  | 1%        | 8 Very Weak     |          |              |
| BANKING - Regional - Southwest Banks    | Unchanged                     | 16         | -6%        |  | 2%         |  | 1%        | 8 Very Weak     |          |              |
| BANKING - Savings & Loans               | Unchanged                     | 27         | -6%        |  | 7%         |  | 2%        | 8 Very Weak     |          |              |

| OLDEST                                  | 6 Days - 03/31/23 to 04/06/23 | #   | Min  | Max | Avg | Status      | KEY: | No change | Weakened | Strengthened |
|---|-------------------------------|-----|------|-----|-----|-------------|------|-----------|----------|--------------|
| <b>BANKING</b>                          | Unchanged                     | 258 | -13% | 6%  | 3%  | 7 Weaker    |      |           |          |              |
| BANKING - Foreign Regional Banks        | Strengthened                  | 5   | -2%  | 2%  | 0%  | 7 Weaker    |      |           |          |              |
| BANKING - Money Center Banks            | Weakened                      | 17  | -5%  | 1%  | 2%  | 7 Weaker    |      |           |          |              |
| BANKING - Regional - Mid-Atlantic Banks | Weakened                      | 33  | -6%  | 6%  | 3%  | 7 Weaker    |      |           |          |              |
| BANKING - Regional - Midwest Banks      | Weakened                      | 24  | -6%  | 1%  | 3%  | 9 Weakest   |      |           |          |              |
| BANKING - Regional - Northeast Banks    | Unchanged                     | 91  | -13% | 2%  | 4%  | 7 Weaker    |      |           |          |              |
| BANKING - Regional - Pacific Banks      | Weakened                      | 29  | -13% | 3%  | 3%  | 8 Very Weak |      |           |          |              |
| BANKING - Regional - Southeast Banks    | Unchanged                     | 16  | -9%  | 1%  | 3%  | 8 Very Weak |      |           |          |              |
| BANKING - Regional - Southwest Banks    | Unchanged                     | 16  | -6%  | 1%  | 3%  | 8 Very Weak |      |           |          |              |
| BANKING - Savings & Loans               | Weakened                      | 27  | -7%  | 2%  | 2%  | 8 Very Weak |      |           |          |              |

| STRENGTHENING REPORT              |           |
|-----------------------------------|-----------|
| BANKING                           |           |
| For 7 Days - 04/21/23 to 04/28/23 | Unchanged |
| Status 04/28/23                   | 7 Weaker  |

"I have a market edge when I am unorganized"

*Said no one, ever*

|   |  |
|---|--|
| 7 Weaker  |  |
| <u><b>Strongest:</b></u> Foreign Regional Banks | <u><b>Weakest:</b></u> Midwest Banks                         |
| <u><b>Strengthened:</b></u> Savings & Loans     | <u><b>Weakened:</b></u> Foreign Regional, Money Center Banks |
| Unchanged                                       |  |

| BANKING - Savings & Loans     |              |    |      |     |     |             |       |  |  |
|-------------------------------|--------------|----|------|-----|-----|-------------|-------|--|--|
| 7 Days - 04/21/23 to 04/28/23 | Strengthened | 27 | -44% | 19% | -2% | 7 Weaker    | -> -> |  |  |
| 7 Days - 04/14/23 to 04/21/23 | Unchanged    | 27 | -14% | 4%  | -1% | 8 Very Weak | ->    |  |  |
| 8 Days - 04/06/23 to 04/14/23 | Unchanged    | 27 | -6%  | 7%  | -2% | 8 Very Weak | ->    |  |  |
| 6 Days - 03/31/23 to 04/06/23 | Weakened     | 27 | -7%  | 2%  | -2% | 8 Very Weak | <- <- |  |  |



STRENGTHENING REPORT

| BANKING                                      |           |
|--|-----------|
| For 7 Days - 04/21/23 to 04/28/23            | Unchanged |
| Status 04/28/23                              | 7 Weaker  |
| "I have a market edge when I am unorganized" |           |
| Said no one, ever                            |           |

FOR EDUCATIONAL PURPOSES ONLY. NOT AN INVESTMENT RECOMMENDATION.

|  |   |
|--|---|
| 7 Weaker                                 |   |
| <u>Strongest:</u> Foreign Regional Banks | <u>Weakest:</u> Midwest Banks                         |
| <u>Strengthened:</u> Savings & Loans     | <u>Weakened:</u> Foreign Regional, Money Center Banks |
| Unchanged                                |   |

| 1 week 03/16/20 to 03/23/20 |   |                                       |      |         |       |               |      |           |             | Lower Strength  | STRENGTH CHANGE | Higher Strength |
|-----------------------------|---|---------------------------------------|------|---------|-------|---------------|------|-----------|-------------|-----------------|-----------------|-----------------|
| Sector                      | Sub-Industry                            | Company                               | Rank | Ticker  | % Chg | Status        | KEY: | No change | << Weakened | >> Strengthened |                 |                 |
| Financial                   | BANKING - Foreign Regional Banks        | Deutsche Bank AG                      | 0.0  | 1 DB    | 1%    | 3 Stronger    |      |           |             |                 |                 |                 |
| Financial                   | BANKING - Foreign Regional Banks        | Royal Bank Of Canada                  | 0.0  | 2 RY    | -1%   | 3 Stronger    |      |           |             |                 |                 |                 |
| Financial                   | BANKING - Foreign Regional Banks        | Intercorp Financial Services Inc      | 0.0  | 3 IFS   | -5%   | 5 Average     |      |           |             |                 |                 |                 |
| Financial                   | BANKING - Foreign Regional Banks        | First Bancorp Holding Co              | 0.0  | 4 FBP   | 4%    | 9 Weakest     |      |           |             |                 |                 |                 |
| Financial                   | BANKING - Foreign Regional Banks        | Popular Inc                           | 0.0  | 5 BPOP  | 0%    | 9 Weakest     |      |           |             |                 |                 |                 |
| Financial                   | BANKING - Money Center Banks            | Banco Latino Americano                | -1.0 | 1 BLX   | -3%   | 1 Strongest   |      |           |             |                 |                 |                 |
| Financial                   | BANKING - Money Center Banks            | Credicorp Ltd                         | 0.0  | 2 BAP   | 2%    | 2 Very Strong |      |           |             |                 |                 |                 |
| Financial                   | BANKING - Money Center Banks            | JPMorgan Chase and Co                 | 0.0  | 3 JPM   | -2%   | 3 Stronger    |      |           |             |                 |                 |                 |
| Financial                   | BANKING - Money Center Banks            | UBS Group AG                          | 0.0  | 4 UBS   | 0%    | 5 Average     |      |           |             |                 |                 |                 |
| Financial                   | BANKING - Money Center Banks            | Home BancShares Inc                   | 0.0  | 5 HOMB  | 0%    | 7 Weaker      |      |           |             |                 |                 |                 |
| Financial                   | BANKING - Money Center Banks            | Oriental Financial Group              | 0.0  | 6 OFG   | 0%    | 7 Weaker      |      |           |             |                 |                 |                 |
| Financial                   | BANKING - Money Center Banks            | Wells Fargo & Company                 | 0.0  | 7 WFC   | -4%   | 7 Weaker      |      |           |             |                 |                 |                 |
| Financial                   | BANKING - Money Center Banks            | Citigroup                             | 0.0  | 8 C     | -4%   | 7 Weaker      |      |           |             |                 |                 |                 |
| Financial                   | BANKING - Money Center Banks            | Pnc Financial Svcs Grp                | 0.0  | 9 PNC   | 6%    | 9 Weakest     |      |           |             |                 |                 |                 |
| Financial                   | BANKING - Money Center Banks            | Bank of NT Butterfield & Son Ltd      | 0.0  | 10 NTB  | 0%    | 9 Weakest     |      |           |             |                 |                 |                 |
| Financial                   | BANKING - Money Center Banks            | Bank Of Nova Scotia (the)             | 0.0  | 11 BNS  | -1%   | 9 Weakest     |      |           |             |                 |                 |                 |
| Financial                   | BANKING - Money Center Banks            | Bank Of Montreal                      | 0.0  | 12 BMO  | -1%   | 9 Weakest     |      |           |             |                 |                 |                 |
| Financial                   | BANKING - Money Center Banks            | Canadian Imprl Bnk Of Co              | 0.0  | 13 CM   | -2%   | 9 Weakest     |      |           |             |                 |                 |                 |
| Financial                   | BANKING - Money Center Banks            | Toronto Dominion Bank (The)           | 0.0  | 14 TD   | -2%   | 9 Weakest     |      |           |             |                 |                 |                 |
| Financial                   | BANKING - Money Center Banks            | Bank Of America Corp                  | 0.0  | 15 BAC  | -2%   | 9 Weakest     |      |           |             |                 |                 |                 |
| Financial                   | BANKING - Money Center Banks            | Keycorp                               | 0.0  | 16 KEY  | -3%   | 9 Weakest     |      |           |             |                 |                 |                 |
| Financial                   | BANKING - Money Center Banks            | First Republic Bank                   | 0.0  | 17 FRC  | -7%   | 9 Weakest     |      |           |             |                 |                 |                 |
| Financial                   | BANKING - Regional - Mid-Atlantic Banks | First Citizens Bancshr A              | -2.0 | 1 FCNCA | 3%    | 1 Strongest   |      |           |             |                 |                 |                 |
| Financial                   | BANKING - Regional - Mid-Atlantic Banks | The Bancorp Inc                       | -1.0 | 2 TBBK  | 17%   | 3 Stronger    |      |           |             |                 |                 |                 |
| Financial                   | BANKING - Regional - Mid-Atlantic Banks | City Holding Co                       | 0.0  | 3 CHCO  | 2%    | 7 Weaker      |      |           |             |                 |                 |                 |
| Financial                   | BANKING - Regional - Mid-Atlantic Banks | C&F Financial Corp                    | 0.0  | 4 CFFI  | -1%   | 7 Weaker      |      |           |             |                 |                 |                 |
| Financial                   | BANKING - Regional - Mid-Atlantic Banks | People's Bancorp Of Nc                | 0.0  | 5 PEBK  | -9%   | 7 Weaker      |      |           |             |                 |                 |                 |
| Financial                   | BANKING - Regional - Mid-Atlantic Banks | Capital City Bank Group               | 0.0  | 6 CCBG  | 7%    | 7 Weaker      |      |           |             |                 |                 |                 |
| Financial                   | BANKING - Regional - Mid-Atlantic Banks | Penns Woods Bancorp Inc               | 0.0  | 7 PWOD  | 0%    | 7 Weaker      |      |           |             |                 |                 |                 |
| Financial                   | BANKING - Regional - Mid-Atlantic Banks | Atlantic Union Bankshares Corporation | 0.0  | 8 AUB   | -10%  | 8 Very Weak   |      |           |             |                 |                 |                 |
| Financial                   | BANKING - Regional - Mid-Atlantic Banks | BankUnited Inc.                       | 0.5  | 9 BKU   | 6%    | 9 Weakest     |      |           |             |                 |                 |                 |
| Financial                   | BANKING - Regional - Mid-Atlantic Banks | Summit Financial Group                | 0.5  | 10 SMMF | 2%    | 9 Weakest     |      |           |             |                 |                 |                 |
| Financial                   | BANKING - Regional - Mid-Atlantic Banks | Colony Bancorp Inc                    | 0.5  | 11 CBAN | 2%    | 9 Weakest     |      |           |             |                 |                 |                 |
| Financial                   | BANKING - Regional - Mid-Atlantic Banks | SouthState Corporation                | 0.5  | 12 SSB  | 0%    | 9 Weakest     |      |           |             |                 |                 |                 |
| Financial                   | BANKING - Regional - Mid-Atlantic Banks | Synovus Financial Corp                | 0.5  | 13 SNV  | -1%   | 9 Weakest     |      |           |             |                 |                 |                 |
| Financial                   | BANKING - Regional - Mid-Atlantic Banks | American Natl Bnkshrs Va              | 0.5  | 14 AMNB | -1%   | 9 Weakest     |      |           |             |                 |                 |                 |
| Financial                   | BANKING - Regional - Mid-Atlantic Banks | Ameris Bancorp                        | 0.5  | 15 ABCB | -1%   | 9 Weakest     |      |           |             |                 |                 |                 |
| Financial                   | BANKING - Regional - Mid-Atlantic Banks | First Community Bankshares Inc        | 0.5  | 16 FCBC | -2%   | 9 Weakest     |      |           |             |                 |                 |                 |
| Financial                   | BANKING - Regional - Mid-Atlantic Banks | United Bankshares Inc Wv              | 0.5  | 17 UBSI | -2%   | 9 Weakest     |      |           |             |                 |                 |                 |
| Financial                   | BANKING - Regional - Mid-Atlantic Banks | Seacoast Banking Cp Fl                | 0.5  | 18 SBCF | -2%   | 9 Weakest     |      |           |             |                 |                 |                 |
| Financial                   | BANKING - Regional - Mid-Atlantic Banks | Financial Institutions                | 0.5  | 19 FISI | -3%   | 9 Weakest     |      |           |             |                 |                 |                 |
| Financial                   | BANKING - Regional - Mid-Atlantic Banks | ConnectOne Bancorp Inc                | 0.5  | 20 CNOB | -3%   | 9 Weakest     |      |           |             |                 |                 |                 |
| Financial                   | BANKING - Regional - Mid-Atlantic Banks | Shore Bancshares Inc                  | 0.5  | 21 SHBI | -3%   | 9 Weakest     |      |           |             |                 |                 |                 |
| Financial                   | BANKING - Regional - Mid-Atlantic Banks | Towne Bank                            | 0.5  | 22 TOWN | -4%   | 9 Weakest     |      |           |             |                 |                 |                 |
| Financial                   | BANKING - Regional - Mid-Atlantic Banks | Southside Bancshares Inc              | 0.5  | 23 SBSI | -4%   | 9 Weakest     |      |           |             |                 |                 |                 |
| Financial                   | BANKING - Regional - Mid-Atlantic Banks | Southern First Bancshares Inc         | 0.5  | 24 SFST | -4%   | 9 Weakest     |      |           |             |                 |                 |                 |
| Financial                   | BANKING - Regional - Mid-Atlantic Banks | United Community Banks                | 0.5  | 25 UCBI | -6%   | 9 Weakest     |      |           |             |                 |                 |                 |
| Financial                   | BANKING - Regional - Mid-Atlantic Banks | Wsfs Financial Corp                   | 0.5  | 26 WSFS | -6%   | 9 Weakest     |      |           |             |                 |                 |                 |
| Financial                   | BANKING - Regional - Mid-Atlantic Banks | First Bancorp Nc                      | 0.5  | 27 FBNC | -6%   | 9 Weakest     |      |           |             |                 |                 |                 |
| Financial                   | BANKING - Regional - Mid-Atlantic Banks | Eagle Bancorp Inc                     | 0.5  | 28 EGBN | -7%   | 9 Weakest     |      |           |             |                 |                 |                 |
| Financial                   | BANKING - Regional - Mid-Atlantic Banks | Citizens & Northern Corp              | 0.5  | 29 CZNC | -7%   | 9 Weakest     |      |           |             |                 |                 |                 |
| Financial                   | BANKING - Regional - Mid-Atlantic Banks | National Bankshares Inc Virginia      | 0.0  | 30 NKSH | -7%   | 9 Weakest     |      |           |             |                 |                 |                 |
| Financial                   | BANKING - Regional - Mid-Atlantic Banks | Primis Financial Corp                 | 0.5  | 31 FRST | -7%   | 9 Weakest     |      |           |             |                 |                 |                 |
| Financial                   | BANKING - Regional - Mid-Atlantic Banks | Sandy Springs Bancorp                 | 0.5  | 32 SASR | -7%   | 9 Weakest     |      |           |             |                 |                 |                 |
| Financial                   | BANKING - Regional - Mid-Atlantic Banks | Wesbanco Inc                          | 0.5  | 33 WSBC | -7%   | 9 Weakest     |      |           |             |                 |                 |                 |
| Financial                   | BANKING - Regional - Midwest Banks      | First Financl Bancorp Oh              | 0.0  | 1 FFBC  | 0%    | 7 Weaker      |      |           |             |                 |                 |                 |
| Financial                   | BANKING - Regional - Midwest Banks      | Macatawa Bank Corp                    | 0.0  | 2 MCBC  | -5%   | 7 Weaker      |      |           |             |                 |                 |                 |
| Financial                   | BANKING - Regional - Midwest Banks      | Independent Bank Corp Mi              | 0.5  | 3 IBCP  | 4%    | 9 Weakest     |      |           |             |                 |                 |                 |
| Financial                   | BANKING - Regional - Midwest Banks      | Peoples Bancorp Inc Oh                | 0.5  | 4 PEBO  | 3%    | 9 Weakest     |      |           |             |                 |                 |                 |
| Financial                   | BANKING - Regional - Midwest Banks      | US Bancorp                            | 0.5  | 5 USB   | 2%    | 9 Weakest     |      |           |             |                 |                 |                 |
| Financial                   | BANKING - Regional - Midwest Banks      | First Financial Corp In               | 0.5  | 6 THFF  | 2%    | 9 Weakest     |      |           |             |                 |                 |                 |
| Financial                   | BANKING - Regional - Midwest Banks      | National Bank Holdings Corporation    | 0.5  | 7 NBHC  | 0%    | 9 Weakest     |      |           |             |                 |                 |                 |
| Financial                   | BANKING - Regional - Midwest Banks      | Associated Banc-corp                  | 0.5  | 8 ASB   | 0%    | 9 Weakest     |      |           |             |                 |                 |                 |
| Financial                   | BANKING - Regional - Midwest Banks      | Park National Corp                    | 0.5  | 9 PRK   | -1%   | 9 Weakest     |      |           |             |                 |                 |                 |
| Financial                   | BANKING - Regional - Midwest Banks      | Comerica Inc                          | 0.5  | 10 CMA  | -1%   | 9 Weakest     |      |           |             |                 |                 |                 |
| Financial                   | BANKING - Regional - Midwest Banks      | Old National Bancorp In               | 0.5  | 11 ONB  | -1%   | 9 Weakest     |      |           |             |                 |                 |                 |
| Financial                   | BANKING - Regional - Midwest Banks      | First Business Financial Services Inc | 0.5  | 12 FBIZ | -1%   | 9 Weakest     |      |           |             |                 |                 |                 |
| Financial                   | BANKING - Regional - Midwest Banks      | Huntington Bancshares                 | 0.5  | 13 HBAN | -2%   | 9 Weakest     |      |           |             |                 |                 |                 |
| Financial                   | BANKING - Regional - Midwest Banks      | Mercantile Bank Corp Mi               | 0.5  | 14 MBWM | -2%   | 9 Weakest     |      |           |             |                 |                 |                 |
| Financial                   | BANKING - Regional - Midwest Banks      | Wintrust Financial Corp               | 0.5  | 15 WTRF | -3%   | 9 Weakest     |      |           |             |                 |                 |                 |
| Financial                   | BANKING - Regional - Midwest Banks      | TFS Financial Corp                    | 0.5  | 16 TFSL | -3%   | 9 Weakest     |      |           |             |                 |                 |                 |
| Financial                   | BANKING - Regional - Midwest Banks      | First Merchants Corp                  | 0.5  | 17 FRME | -4%   | 9 Weakest     |      |           |             |                 |                 |                 |
| Financial                   | BANKING - Regional - Midwest Banks      | First Bussey Corp Cl A                | 0.5  | 18 BUSE | -4%   | 9 Weakest     |      |           |             |                 |                 |                 |
| Financial                   | BANKING - Regional - Midwest Banks      | 1st Source Corp                       | 0.5  | 19 SRCE | -4%   | 9 Weakest     |      |           |             |                 |                 |                 |
| Financial                   | BANKING - Regional - Midwest Banks      | Fifth Third Bancorp                   | 0.5  | 20 FITB | -5%   | 9 Weakest     |      |           |             |                 |                 |                 |
| Financial                   | BANKING - Regional - Midwest Banks      | Old Second Bancorp Inc                | 0.5  | 21 OSBC | -5%   | 9 Weakest     |      |           |             |                 |                 |                 |
| Financial                   | BANKING - Regional - Midwest Banks      | German American Bancorp Inc           | 0.5  | 22 GABC | -6%   | 9 Weakest     |      |           |             |                 |                 |                 |
| Financial                   | BANKING - Regional - Midwest Banks      | First Internet Bancorp                | 0.5  | 23 INBK | -6%   | 9 Weakest     |      |           |             |                 |                 |                 |
| Financial                   | BANKING - Regional - Midwest Banks      | Lakeland Financial Corp               | 0.5  | 24 LKFN | -10%  | 9 Weakest     |      |           |             |                 |                 |                 |
| Financial                   | BANKING - Regional - Northeast Banks    | First Community Corp                  | -2.0 | 1 FCCO  | 5%    | 1 Strongest   |      |           |             |                 |                 |                 |
| Financial                   | BANKING - Regional - Northeast Banks    | Middlefield Banc Corporation          | 0.0  | 2 MBCN  | 5%    | 7 Weaker      |      |           |             |                 |                 |                 |

| STRENGTHENING REPORT              |           |
|-----------------------------------|-----------|
| BANKING                           |           |
| For 7 Days - 04/21/23 to 04/28/23 | Unchanged |
| Status 04/28/23                   | 7 Weaker  |

"I have a market edge when I am unorganized"

*Said no one, ever*

For more information: Brian Degracia • 424-337-1999 • [brian@stockmarketorganizer.com](mailto:brian@stockmarketorganizer.com)

|   |  |
|---|--|
| 7 Weaker  |  |
| <u><b>Strongest:</b></u> Foreign Regional Banks | <u><b>Weakest:</b></u> Midwest Banks                         |
| <u><b>Strengthened:</b></u> Savings & Loans     | <u><b>Weakened:</b></u> Foreign Regional, Money Center Banks |
| Unchanged                                       |  |

For more information: Brian Degracia • 424-337-1999 • [brian@stockmarketorganizer.com](mailto:brian@stockmarketorganizer.com)

| 7 Weaker  |      |      | Unchanged |  |  | 7 Stronger   |  |  |
|---|------|------|-----------|--|--|--|--|--|
| <u><b>Strongest:</b></u> Foreign Regional Banks |      |      |           |  |  | <u><b>Weakest:</b></u> Midwest Banks                         |  |  |
| <u><b>Strengthened:</b></u> Savings & Loans     |      |      |           |  |  | <u><b>Weakened:</b></u> Foreign Regional, Money Center Banks |  |  |
|   |      |      | Unchanged |  |  |  |  |  |
| 19  | PFS  | -3%  | 9 Weakest |  |  |  |  |  |
| 20  | BHLB | -3%  | 9 Weakest |  |  |  |  |  |
| 21  | HBCP | -4%  | 9 Weakest |  |  |  |  |  |
| 22  | WSBF | -4%  | 9 Weakest |  |  |  |  |  |
| 23  | HONE | -5%  | 9 Weakest |  |  |  |  |  |
| 24  | BRKL | -6%  | 9 Weakest |  |  |  |  |  |
| 25  | CFFN | -6%  | 9 Weakest |  |  |  |  |  |
| 26  | FFIC | -10% | 9 Weakest |  |  |  |  |  |
| 27  | HMST | -10% | 9 Weakest |  |  |  |  |  |

|           |                           |                              |     |
|-----------|---------------------------|------------------------------|-----|
| Financial | BANKING - Savings & Loans | Provident Financial Svcs Inc | 115 |
| Financial | BANKING - Savings & Loans | Berkshire Hills Bncorp       | 115 |
| Financial | BANKING - Savings & Loans | Home Bancorp Inc.            | 115 |
| Financial | BANKING - Savings & Loans | Waterstone Financial` Inc.   | 115 |
| Financial | BANKING - Savings & Loans | HarborOne Bancorp Inc        | 115 |
| Financial | BANKING - Savings & Loans | Brookline Bancorp Inc        | 115 |
| Financial | BANKING - Savings & Loans | Capitol Federal Fncl         | 115 |
| Financial | BANKING - Savings & Loans | Flushing Financial Corp      | 115 |
| Financial | BANKING - Savings & Loans | HomeStreet` Inc.             | 115 |