

METALS & MINING

Strengthened

"I have a market edge when I am unorganized"

Said no one, ever

5 Average

Relative strongest: Copper, Gold

Relative weakest: Aluminum, Industrial Metals/Minerals, Steel/Iron

Strengthened: Aluminum, Copper, Gold, Industrial Metals/Minerals, Silver, Steel/Iron

Weakened: Nonmetallic Mineral Mining

Index/Sector/Industry/Sub-Industry

METALS & MINING	Unchanged	Strengthened	Strengthened	Strengthened	5 Average
METALS & MINING - Aluminum (5)	Weakened	Unchanged	Weakened	Strengthened	6 Weak
METALS & MINING - Copper (2)	Weakened	Strengthened	Strengthened	Strengthened	3 Stronger
METALS & MINING - Gold (10)	Strengthened	Strengthened	Strengthened	Strengthened	3 Stronger
METALS & MINING - Industrial Metals & Minerals (18)	Weakened	Strengthened	Strengthened	Strengthened	6 Weak
METALS & MINING - Nonmetallic Mineral Mining (3)	Strengthened	Strengthened	Strengthened	Weakened	5 Average
METALS & MINING - Silver (6)	Strengthened	Strengthened	Strengthened	Strengthened	4 Strong
METALS & MINING - Steel & Iron (9)	Weakened	Weakened	Weakened	Strengthened	6 Weak
.

[illegible]

SECOND-SHORTEST PERIOD		14 Days - 03/31/23 to 04/14/23	#	Min	Max	Avg	Status	KEY:	No change	Weakened	Strengthened
METALS & MINING		Strengthened	53	-2%	24%	1%	5 Average			>	>
METALS & MINING - Aluminum		Weakened	5	-2%	-2%	-6%	6 Weak	<<			
METALS & MINING - Copper		Strengthened	2	5%	6%	6%	3 Stronger				>>>>
METALS & MINING - Gold		Strengthened	10	1%	14%	7%	3 Stronger				>>>>
METALS & MINING - Industrial Metals & Minerals		Strengthened	18	-8%	24%	1%	6 Weak	>>			
METALS & MINING - Nonmetallic Mineral Mining		Strengthened	3	-5%	4%	-1%	5 Average		>>	>	
METALS & MINING - Silver		Strengthened	6	-1%	9%	4%	4 Strong		>>	>>	>>
METALS & MINING - Steel & Iron		Weakened	9	-8%	-1%	-4%	6 Weak	<<<			
.					

SECOND-LONGEST PERIOD		30 Days - 03/15/23 to 04/14/23	#	Min	Max	Avg	Status	KEY: <div>No change</div>	<div><</div> Weakened	<div>></div> Strengthened
METALS & MINING		Strengthened	53	<div><</div> 20%	<div>></div> 34%	10%	5 Average	<div>></div> <div>></div> <div>></div> <div>></div> <div>></div>		
METALS & MINING - Aluminum	Unchanged	5	<div><</div> 3%	<div>></div> 5%	2%	6 Weak				
METALS & MINING - Copper	Strengthened	2	<div>></div> 18%	<div>></div> 22%	20%	3 Stronger				
METALS & MINING - Gold	Strengthened	10	<div>></div> 7%	<div>></div> 28%	17%	3 Stronger				
METALS & MINING - Industrial Metals & Minerals	Strengthened	18	<div><</div> 5%	<div>></div> 34%	8%	6 Weak				
METALS & MINING - Nonmetallic Mineral Mining	Strengthened	3	<div>></div> 2%	<div>></div> 24%	15%	5 Average				
METALS & MINING - Silver	Strengthened	6	<div>></div> 7%	<div>></div> 17%	13%	4 Strong				
METALS & MINING - Steel & Iron	Weakened	9	<div><</div> 20%	<div>></div> 12%	1%	6 Weak				
.				

LONGEST PERIOD	60 Days - 02/13/23 to 04/14/23	#	Min	Max	Avg	Status	KEY:	No change	Weakened	Strengthened
METALS & MINING	Unchanged	53	-2%	31%	1%	5 Average				
METALS & MINING - Aluminum	Weakened	5	-23%	12%	-6%	6 Weak	<<<			
METALS & MINING - Copper	Weakened	2	-12%	9%	6%	3 Stronger				<<<<
METALS & MINING - Gold	Strengthened	10	-25%	29%	17%	3 Stronger				>>>>>>>>
METALS & MINING - Industrial Metals & Minerals	Weakened	18	-23%	31%	-5%	6 Weak	<<<<<<			
METALS & MINING - Nonmetallic Mineral Mining	Strengthened	3	-11%	11%	3%	5 Average				>>>>>>
METALS & MINING - Silver	Strengthened	6	-12%	28%	13%	4 Strong				>>>>>>>>
METALS & MINING - Steel & Iron	Weakened	9	-26%	-7%	-13%	6 Weak	<<<<<<<<<<<<<<			
.				
.				

METALS & MINING

Strengthened

"I have a market edge when I am unorganized"

Said no one, ever

5 Average

Relative strongest: Copper, Gold

Relative weakest: Aluminum, Industrial Metals/Minerals, Steel/Iron

Strengthened: Aluminum, Copper, Gold, Industrial Metals/Minerals, Silver, Steel/Iron













Weakened: Nonmetallic Mineral Mining

Index/Sector/Industry/Sub-Industry

METALS & MINING	Unchanged	Strengthened	Strengthened	Strengthened	5 Average
METALS & MINING - Aluminum (5)	Unchanged	Unchanged	Weakened	Strengthened	6 Weak
METALS & MINING - Copper (2)	Weakened	Strengthened	Strengthened	Strengthened	3 Stronger
METALS & MINING - Gold (10)	Strengthened	Strengthened	Strengthened	Strengthened	3 Stronger
METALS & MINING - Industrial Metals & Minerals (18)	Weakened	Strengthened	Strengthened	Strengthened	6 Weak
METALS & MINING - Nonmetallic Mineral Mining (3)	Strengthened	Strengthened	Strengthened	Weakened	5 Average
METALS & MINING - Silver (6)	Strengthened	Strengthened	Strengthened	Strengthened	4 Strong
METALS & MINING - Steel & Iron (9)	Weakened	Weakened	Weakened	Strengthened	6 Weak
.
.

METALS & MINING

METALS & MINING		#	Min	Max	Avg	Status	KEY:	No change	< Weakened	> Strengthened
8 Days - 04/06/23 to 04/14/23	Strengthened	53	-7%	9%	2%	5 Average		> > >		
14 Days - 03/31/23 to 04/14/23	Strengthened	53	-12%	24%	1%	5 Average		> > >		
30 Days - 03/15/23 to 04/14/23	Strengthened	53	-20%	34%	10%	5 Average		> > >		
60 Days - 02/13/23 to 04/14/23	Unchanged	53	-26%	31%	1%	5 Average				

METALS & MINING - Aluminum									
8 Days - 04/06/23 to 04/14/23	Strengthened	5		7%		3%		0%	6 Weak
14 Days - 03/31/23 to 04/14/23	Weakened	5		2%		-2%		-6%	6 Weak
30 Days - 03/15/23 to 04/14/23	Unchanged	5		3%		5%		2%	6 Weak
60 Days - 02/13/23 to 04/14/23	Weakened	5		23%		-12%		-6%	6 Weak

METALS & MINING - Copper												
8 Days - 04/06/23 to 04/14/23	Strengthened	2	7%	8%	7%	3 Stronger	-> -> -> -> ->					
14 Days - 03/31/23 to 04/14/23	Strengthened	2	5%	6%	6%	3 Stronger	-> -> -> -> ->					
30 Days - 03/15/23 to 04/14/23	Strengthened	2	18%	22%	20%	3 Stronger	-> -> -> -> ->					
60 Days - 02/13/23 to 04/14/23	Weakened	2	72%	9%	6%	3 Stronger	<< <<					

METALS & MINING - Gold									
8 Days - 04/06/23 to 04/14/23	Strengthened	10	5%	7%	1%	3 Stronger			
14 Days - 03/31/23 to 04/14/23	Strengthened	10	1%	14%	7%	3 Stronger			
30 Days - 03/15/23 to 04/14/23	Strengthened	10	3%	26%	17%	3 Stronger			
60 Days - 02/13/23 to 04/14/23	Strengthened	10	3%	29%	17%	3 Stronger			

METALS & MINING - Industrial Metals & Minerals									
8 Days - 04/06/23 to 04/14/23	Strengthened	18	-1%	9%	4%	6 Weak			
14 Days - 03/31/23 to 04/14/23	Strengthened	18	-8%	24%	1%	6 Weak			
30 Days - 03/15/23 to 04/14/23	Strengthened	18	-5%	34%	8%	6 Weak			
60 Days - 02/13/23 to 04/14/23	Weakened	18	-25%	31%	-5%	6 Weak			

[illegible]

METALS & MINING - Silver									
8 Days - 04/06/23 to 04/14/23	Strengthened	6	-4%	3%	0%	4 Strong			
14 Days - 03/31/23 to 04/14/23	Strengthened	6	-1%	9%	4%	4 Strong			
30 Days - 03/15/23 to 04/14/23	Strengthened	6	-7%	17%	13%	4 Strong			
60 Days - 02/13/23 to 04/14/23	Strengthened	6	-2%	28%	13%	4 Strong			

METALS & MINING - Steel & Iron									
8 Days - 04/06/23 to 04/14/23	Strengthened	9	0%	5%	2%	6 Weak			
14 Days - 03/31/23 to 04/14/23	Weakened	9	-8%	-1%	-4%	6 Weak			
30 Days - 03/15/23 to 04/14/23	Weakened	9	-20%	12%	1%	6 Weak			
60 Days - 02/13/23 to 04/14/23	Weakened	9	-26%	-7%	-13%	6 Weak			

[illegible][illegible]

METALS & MINING

Strengthened

"I have a market edge when I am unorganized"

Said no one, ever

1 week 04/06/23 to 04/14/23							Lower Strength	STRENGTH CHANGE				Higher Strength
Sector	Sub-Industry	Company	Rank	Ticker	% Chg	Status	KEY:	No change	Weakened	Strengthened		
Basic Materials	METALS & MINING - Aluminum	Alcan Corp	2.0	ARNC	1%	3 Stronger						
Basic Materials	METALS & MINING - Aluminum	Constellium NV	2.0	CSTM	3%	5 Average						
Basic Materials	METALS & MINING - Aluminum	Century Aluminum Company	3.0	CENX	2%	5 Average						
Basic Materials	METALS & MINING - Aluminum	Alcoa Corporation	1.5	AA	3%	9 Weakest	<< <					
Basic Materials	METALS & MINING - Aluminum	Kaiser Aluminum Corp	1.5	KALU	-7%	9 Weakest	<< <					
Basic Materials	METALS & MINING - Copper	Southern Copper Corp	4.0	SCCO	8%	1 Strongest						
Basic Materials	METALS & MINING - Copper	Freeport-McMoran Inc	3.0	FCX	7%	3 Stronger						
Basic Materials	METALS & MINING - Gold	Eldorado Gold Corporation	4.0	EGO	7%	1 Strongest						
Basic Materials	METALS & MINING - Gold	Alamos Gold Inc	4.0	AGI	3%	1 Strongest						
Basic Materials	METALS & MINING - Gold	Agnico Eagle Mines Ltd	4.0	AEM	3%	1 Strongest						
Basic Materials	METALS & MINING - Gold	Royal Gold Inc	4.0	RGLD	3%	1 Strongest						
Basic Materials	METALS & MINING - Gold	Franco Nevada Corp	4.0	FNV	1%	1 Strongest						
Basic Materials	METALS & MINING - Gold	Osisko Gold Royalties Ltd	4.0	OR	-1%	1 Strongest						
Basic Materials	METALS & MINING - Gold	Seabridge Gold Inc	3.0	SA	2%	2 Very Strong						
Basic Materials	METALS & MINING - Gold	Barrick Gold Corp	2.0	GOLD	0%	3 Stronger						
Basic Materials	METALS & MINING - Gold	Sandstorm Gold Limited	3.0	SAND	-2%	4 Strong						
Basic Materials	METALS & MINING - Gold	Newmont Corporation	2.0	NEM	-5%	5 Average						
Basic Materials	METALS & MINING - Industrial Metals & Minerals	Alpha Metallurgical Resources Inc	4.0	AMR	7%	1 Strongest						
Basic Materials	METALS & MINING - Industrial Metals & Minerals	Teck Resources Limited	4.0	TECK	3%	1 Strongest						
Basic Materials	METALS & MINING - Industrial Metals & Minerals	Materion Corporation	4.0	MTRN	1%	1 Strongest						
Basic Materials	METALS & MINING - Industrial Metals & Minerals	Warrior Met Coal	3.0	HCC	7%	3 Stronger						
Basic Materials	METALS & MINING - Industrial Metals & Minerals	Nexa Resources S.A.	3.0	NEXA	4%	3 Stronger						
Basic Materials	METALS & MINING - Industrial Metals & Minerals	U.S. Silica Holdings	3.0	SLCA	2%	3 Stronger						
Basic Materials	METALS & MINING - Industrial Metals & Minerals	Cameco Corp	2.0	CCJ	4%	5 Average						
Basic Materials	METALS & MINING - Industrial Metals & Minerals	Natural Resource Partners	1.0	NRP	-1%	5 Average						
Basic Materials	METALS & MINING - Industrial Metals & Minerals	Alliance Resource Partners LP	3.0	ARLP	3%	5 Average						
Basic Materials	METALS & MINING - Industrial Metals & Minerals	Peabody Energy Corporation	2.0	BTU	0%	7 Weaker						
Basic Materials	METALS & MINING - Industrial Metals & Minerals	Centrus Energy Corp	1.0	LEU	6%	7 Weaker						
Basic Materials	METALS & MINING - Industrial Metals & Minerals	Arch Resources' Inc	2.0	ARCH	-1%	8 Very Weak						
Basic Materials	METALS & MINING - Industrial Metals & Minerals	Livent Corporation	2.5	LTHM	9%	9 Weakest						
Basic Materials	METALS & MINING - Industrial Metals & Minerals	Lithium Americas Corp	2.5	LAC	7%	9 Weakest						
Basic Materials	METALS & MINING - Industrial Metals & Minerals	MP Materials Corp	2.5	MP	5%	9 Weakest						
Basic Materials	METALS & MINING - Industrial Metals & Minerals	Energy Fuels Inc	2.5	UUUU	5%	9 Weakest						
Basic Materials	METALS & MINING - Industrial Metals & Minerals	NACCO Industries Inc	2.5	NC	4%	9 Weakest						
Basic Materials	METALS & MINING - Industrial Metals & Minerals	Compass Minerals International	2.5	CMP	0%	9 Weakest						
Basic Materials	METALS & MINING - Nonmetallic Mineral Mining	Hallador Energy Co	0.0	HNRG	-3%	3 Stronger						
Basic Materials	METALS & MINING - Nonmetallic Mineral Mining	CONSOL Energy Inc	0.0	CEIX	2%	3 Stronger						
Basic Materials	METALS & MINING - Nonmetallic Mineral Mining	Ramaco Resources Inc	0.5	METC	2%	9 Weakest						
Basic Materials	METALS & MINING - Silver	Wheaton Precious Metals Corp	4.0	WPM	3%	1 Strongest						
Basic Materials	METALS & MINING - Silver	SilverCrest Metals	4.0	SILV	-1%	1 Strongest						
Basic Materials	METALS & MINING - Silver	Mag Silver Corp	2.0	MAG	1%	4 Strong						
Basic Materials	METALS & MINING - Silver	Pan Amer Silver Cp	1.0	PAAS	-4%	5 Average						
Basic Materials	METALS & MINING - Silver	SSR Mining Inc	2.0	SSRM	0%	6 Weak						
Basic Materials	METALS & MINING - Silver	First Majestic Silver Corp	2.0	AG	-1%	7 Weaker						
Basic Materials	METALS & MINING - Steel & Iron	US Steel Corp	2.0	X	4%	5 Average						
Basic Materials	METALS & MINING - Steel & Iron	Commercial Metals Co	2.0	CMC	2%	5 Average						
Basic Materials	METALS & MINING - Steel & Iron	Steel Dynamics Inc	2.0	STLD	1%	5 Average						
Basic Materials	METALS & MINING - Steel & Iron	Cleveland-Cliffs Inc	2.0	CLF	1%	5 Average						
Basic Materials	METALS & MINING - Steel & Iron	Nucor Corp	2.0	NUE	0%	5 Average						
Basic Materials	METALS & MINING - Steel & Iron	Suncoke Energy Inc	2.0	SXC	0%	5 Average						
Basic Materials	METALS & MINING - Steel & Iron	Timken Steel Corp	3.0	TMST	4%	6 Weak						
Basic Materials	METALS & MINING - Steel & Iron	Northwest Pipe Co	2.0	NWPX	2%	8 Very Weak						
Basic Materials	METALS & MINING - Steel & Iron	Insteel Industries Inc	2.5	IILN	5%	9 Weakest						