














































S	T	O	C	K									
					M	A	R	K	E	T			
					O	R	G	A	N	I	Z	E	R

"I make my best decisions when I am disorganized"

Said no one, ever

OVERVIEW Index/Sector/Industry/Sub-Industry	OLDEST 7 Days - 02/02/23 to 02/09/23	OLDER 7 Days - 02/09/23 to 02/16/23	NEWER 7 Days - 02/16/23 to 02/23/23	NEWEST / CURRENT	
				7 Days - 02/23/23 to 03/02/23	Status 03/02/23
METALS & MINING	Weakened	Strengthened	Weakened	Strengthened	4 Strong
METALS & MINING - Aluminum	Weakened	Strengthened	Weakened	Strengthened	3 Stronger
METALS & MINING - Copper	Strengthened	Unchanged	Weakened	Strengthened	1 Strongest
METALS & MINING - Gold	Weakened	Weakened	Weakened	Strengthened	5 Average
METALS & MINING - Industrial Metals & Minerals	Weakened	Strengthened	Weakened	Strengthened	4 Strong
METALS & MINING - Nonmetallic Mineral Mining	Weakened	Unchanged	Unchanged	Strengthened	5 Average
METALS & MINING - Silver	Weakened	Unchanged	Weakened	Strengthened	7 Weaker
METALS & MINING - Steel & Iron	Unchanged	Unchanged	Weakened	Strengthened	3 Stronger
.
.

[illegible]

NEWER	7 Days - 02/16/23 to 02/23/23	#	Min	Max	Avg	Status	KEY:  No change  Weakened  Strengthened
METALS & MINING	Weakened	53		16%	-5%	5 Average	  
METALS & MINING - Aluminum	Weakened	5		16%	0%	5 Average	    
METALS & MINING - Copper	Weakened	2		-5%	-5%	2 Very Strong	    
METALS & MINING - Gold	Weakened	10		-3%	-6%	6 Weak	    
METALS & MINING - Industrial Metals & Minerals	Weakened	18		7%	-5%	5 Average	    
METALS & MINING - Nonmetallic Mineral Mining	Unchanged	3		-5%	-9%	6 Weak	  
METALS & MINING - Silver	Weakened	6		-3%	-5%	7 Weaker	    
METALS & MINING - Steel & Iron	Weakened	9		-1%	-5%	3 Stronger	  
.

OLDER	7 Days - 02/09/23 to 02/16/23	#	Min	Max	Avg	Status	KEY:	No change	Weakened	Strengthened
METALS & MINING	Strengthened	53	-13%	29%	3%	4 Strong				> ->
METALS & MINING - Aluminum	Strengthened	5	-2%	5%	1%	4 Strong				> -> ->
METALS & MINING - Copper	Unchanged	2	0%	2%	1%	1 Strongest				
METALS & MINING - Gold	Weakened	10	-5%	2%	-2%	5 Average			< < <	
METALS & MINING - Industrial Metals & Minerals	Strengthened	18	-4%	29%	7%	4 Strong				> -> -> ->
METALS & MINING - Nonmetallic Mineral Mining	Unchanged	3	-5%	10%	6%	6 Weak				
METALS & MINING - Silver	Unchanged	6	-11%	3%	-3%	7 Weaker				
METALS & MINING - Steel & Iron	Unchanged	9	1%	6%	3%	3 Stronger				
.				
.				

OLDEST	7 Days - 02/02/23 to 02/09/23	#	Min	Max	Avg	Status	KEY:	No change	Weakened	Strengthened
METALS & MINING	Weakened	53	-20%	3%	-6%	5 Average			<<<<<<	
METALS & MINING - Aluminum	Weakened	5	-9%	7%	-8%	4 Strong			<<<<<<	
METALS & MINING - Copper	Strengthened	2	-2%	2%	-2%	1 Strongest				>>>>>>
METALS & MINING - Gold	Weakened	10	-9%	2%	-6%	5 Average			<<<<<<	
METALS & MINING - Industrial Metals & Minerals	Weakened	18	-18%	3%	-5%	4 Strong			<<<<<<	
METALS & MINING - Nonmetallic Mineral Mining	Weakened	3	-18%	2%	-8%	6 Weak			<<<<<<	
METALS & MINING - Silver	Weakened	6	-20%	3%	-9%	7 Weaker			<<<<<<<<<<<<	
METALS & MINING - Steel & Iron	Unchanged	9	-18%	2%	-4%	3 Stronger				
.				
.				

S	T	O	C	K									
					M	A	R	K	E	T			
					O	R	G	A	N	I	Z	E	R

"I make my best decisions when I am disorganized"

Said no one, ever

For more information: Brian Degracia • 424-337-1999 • brian@stockmarketorganizer.com