

4	@	0	<	3	K	L	D	e	#
S	T	O	C	K	=	=	-	S	M
V	7	o	&	%	G	R	?	V	2
D	9	8	M	A	R	K	E	T	=
!	M	*	q	3	>	8	9	#	X
!	O	R	G	A	N	I	Z	E	R
4	@	0	!	D	h	M	!	S	

"I make my best decisions when I am disorganized"

Said no one ever

For more information: Brian Degracia • 424-337-1999 • [brian@stockmarketorganizer.com](mailto:brian@stockmarketorganizer.com)




































































































S	T	O	C	K									
					M	A	R	K	E	T			
					O	R	G	A	N	I	Z	E	R


































**"I make my best decisions when I am disorganized"**

*Said no one, ever*

OVERVIEW Index/Sector/Industry/Sub-Industry	OLDEST 7 Days - 02/15/23 to 02/22/23	OLDER 7 Days - 02/22/23 to 03/01/23	NEWER 7 Days - 03/01/23 to 03/08/23	NEWEST / CURRENT	
				7 Days - 03/08/23 to 03/15/23	Status 03/15/23
BANKING	Weakened	Strengthened	Weakened	Weakened	7 Weaker
BANKING - Foreign Regional Banks	Strengthened	Strengthened	Weakened	Weakened	7 Weaker
BANKING - Money Center Banks	Unchanged	Weakened	Weakened	Weakened	6 Weak
BANKING - Regional - Mid-Atlantic Banks	Weakened	Strengthened	Weakened	Weakened	7 Weaker
BANKING - Regional - Midwest Banks	Weakened	Strengthened	Weakened	Weakened	7 Weaker
BANKING - Regional - Northeast Banks	Weakened	Strengthened	Weakened	Weakened	7 Weaker
BANKING - Regional - Pacific Banks	Weakened	Strengthened	Weakened	Weakened	9 Weakest
BANKING - Regional - Southeast Banks	Weakened	Strengthened	Weakened	Weakened	8 Very Weak
BANKING - Regional - Southwest Banks	Unchanged	Strengthened	Weakened	Weakened	7 Weaker
BANKING - Savings & Loans	Weakened	Unchanged	Weakened	Weakened	8 Very Weak

[illegible]

NEWER	7 Days - 03/01/23 to 03/08/23	#	Min	Max	Avg	Status	KEY:  No change  Weakened  Strengthened
<b>BANKING</b>	<b>Weakened</b>	199	 -10%	 4%	 -4%	6 Weak	  
BANKING - Foreign Regional Banks	Weakened	5	 -8%	 1%	 -3%	5 Average	      
BANKING - Money Center Banks	Weakened	26	 -6%	 4%	 -3%	4 Strong	      
BANKING - Regional - Mid-Atlantic Banks	Weakened	24	 -8%	 3%	 -3%	6 Weak	      
BANKING - Regional - Midwest Banks	Weakened	23	 -7%	 0%	 -4%	6 Weak	      
BANKING - Regional - Northeast Banks	Weakened	55	 -9%	 1%	 -4%	6 Weak	      
BANKING - Regional - Pacific Banks	Weakened	22	 -7%	 -1%	 -4%	6 Weak	      
BANKING - Regional - Southeast Banks	Weakened	12	 -10%	 -2%	 -5%	6 Weak	      
BANKING - Regional - Southwest Banks	Weakened	12	 -5%	 -1%	 -3%	5 Average	      
BANKING - Savings & Loans	Weakened	20	 -9%	 -2%	 -4%	6 Weak	      

OLDER	7 Days - 02/22/23 to 03/01/23	#	Min	Max	Avg	Status	KEY:  No change  Weakened  Strengthened
<b>BANKING</b>	<b>Strengthened</b>	199	-14%	13%	0%	5 Average	  
BANKING - Foreign Regional Banks	Strengthened	5	-2%	3%	1%	3 Stronger	  
BANKING - Money Center Banks	Weakened	26	-5%	13%	1%	4 Strong	  
BANKING - Regional - Mid-Atlantic Banks	Strengthened	24	-3%	7%	0%	5 Average	  
BANKING - Regional - Midwest Banks	Strengthened	23	-3%	2%	0%	4 Strong	  
BANKING - Regional - Northeast Banks	Strengthened	55	-3%	3%	-1%	5 Average	  
BANKING - Regional - Pacific Banks	Strengthened	22	-2%	4%	0%	5 Average	  
BANKING - Regional - Southeast Banks	Strengthened	12	-5%	2%	-1%	5 Average	  
BANKING - Regional - Southwest Banks	Strengthened	12	-3%	6%	1%	3 Stronger	  
BANKING - Savings & Loans	Unchanged	20	-14%	1%	2%	5 Average	  

















































OLDEST	7 Days - 02/15/23 to 02/22/23	#	Min	Max	Avg	Status	KEY:	No change	Weakened	Strengthened
<b>BANKING</b>	<b>Weakened</b>	199		4%	-2%	5 Average			<<<<	
BANKING - Foreign Regional Banks	Strengthened	5		4%	0%	4 Strong				>>>>
BANKING - Money Center Banks	Unchanged	26		4%	-3%	4 Strong				
BANKING - Regional - Mid-Atlantic Banks	Weakened	24		1%	-3%	5 Average			<<<<	
BANKING - Regional - Midwest Banks	Weakened	23		3%	-1%	4 Strong			<<<<	
BANKING - Regional - Northeast Banks	Weakened	55		3%	-2%	5 Average			<<<<	
BANKING - Regional - Pacific Banks	Weakened	22		1%	-2%	6 Weak			<<<<	
BANKING - Regional - Southeast Banks	Weakened	12		0%	-3%	6 Weak			<<<<	
BANKING - Regional - Southwest Banks	Unchanged	12		0%	-1%	4 Strong				
BANKING - Savings & Loans	Weakened	20		1%	-3%	5 Average			<<<<	































**"I make my best decisions when I am disorganized"**

*Said no one, ever*

OVERVIEW Index/Sector/Industry/Sub-Industry	OLDEST	OLDER	NEWER	NEWEST / CURRENT	
	7 Days - 02/15/23 to 02/22/23	7 Days - 02/22/23 to 03/01/23	7 Days - 03/01/23 to 03/08/23	7 Days - 03/08/23 to 03/15/23	Status 03/15/23
REAL ESTATE	Weakened	Weakened	Strengthened	Weakened	7 Weaker
REAL ESTATE - Mortgage Investment	Weakened	Weakened	Weakened	Weakened	8 Very Weak
REAL ESTATE - Property Management/Development	Weakened	Weakened	Strengthened	Weakened	7 Weaker
REAL ESTATE - REIT - Diversified/Industrial	Weakened	Weakened	Strengthened	Weakened	6 Weak
REAL ESTATE - REIT - Healthcare Facilities	Weakened	Weakened	Strengthened	Weakened	7 Weaker
REAL ESTATE - REIT - Hotel/Motel	Weakened	Strengthened	Unchanged	Weakened	7 Weaker
REAL ESTATE - REIT - Office	Weakened	Weakened	Weakened	Weakened	8 Very Weak
REAL ESTATE - REIT - Residential	Weakened	Weakened	Strengthened	Weakened	7 Weaker
REAL ESTATE - REIT - Retail	Weakened	Strengthened	Unchanged	Weakened	7 Weaker
	-	-	-	-	-

	NEWEST / CURRENT	7 Days - 03/08/23 to 03/15/23	#	Min	Max	Avg	Status	KEY:	No change	Weakened	Strengthened
REAL ESTATE		Weakened	178	-25%	12%	-7%	7 Weaker		<< < < < <		
REAL ESTATE - Mortgage Investment		Weakened	14	-24%	1%	-12%	8 Very Weak		< < < < < <		
REAL ESTATE - Property Management/Development		Weakened	28	-13%	12%	-6%	7 Weaker		< < < < < <		
REAL ESTATE - REIT - Diversified/Industrial		Weakened	49	-22%	3%	-7%	6 Weak		< < < < < <		
REAL ESTATE - REIT - Healthcare Facilities		Weakened	15	-19%	2%	-8%	7 Weaker		< < < < < <		
REAL ESTATE - REIT - Hotel/Motel		Weakened	13	-25%	-1%	-10%	7 Weaker		< < < < < <		
REAL ESTATE - REIT - Office		Weakened	15	-16%	-1%	-10%	8 Very Weak		< <		
REAL ESTATE - REIT - Residential		Weakened	24	-11%	6%	-5%	7 Weaker		< < <		
REAL ESTATE - REIT - Retail		Weakened	20	-17%	4%	-7%	7 Weaker		< < < < < <		

NEWER	7 Days - 03/01/23 to 03/08/23	#	Min	Max	Avg	Status	KEY:  No change  Weakened  Strengthened
REAL ESTATE	Strengthened	178				6 Weak	 
REAL ESTATE - Mortgage Investment	Weakened	14				6 Weak	 
REAL ESTATE - Property Management/Development	Strengthened	28				6 Weak	 
REAL ESTATE - REIT - Diversified/Industrial	Strengthened	49				6 Weak	 
REAL ESTATE - REIT - Healthcare Facilities	Strengthened	15				6 Weak	 
REAL ESTATE - REIT - Hotel/Motel	Unchanged	13				6 Weak	 
REAL ESTATE - REIT - Office	Weakened	15				7 Weaker	 
REAL ESTATE - REIT - Residential	Strengthened	24				6 Weak	 
REAL ESTATE - REIT - Retail	Unchanged	20				5 Average	 

OLDER	7 Days - 02/22/23 to 03/01/23	#	Min	Max	Avg	Status	KEY:  No change  Weakened  Strengthened
REAL ESTATE	Weakened	178	-23%	7%	-3%	6 Weak	  
REAL ESTATE - Mortgage Investment	Weakened	14	-17%	2%	-4%	6 Weak	  
REAL ESTATE - Property Management/Development	Weakened	28	-23%	3%	-3%	6 Weak	  
REAL ESTATE - REIT - Diversified/Industrial	Weakened	49	-15%	7%	-2%	6 Weak	  
REAL ESTATE - REIT - Healthcare Facilities	Weakened	15	-17%	0%	-4%	7 Weaker	  
REAL ESTATE - REIT - Hotel/Motel	Strengthened	13	-11%	6%	-1%	6 Weak	  
REAL ESTATE - REIT - Office	Weakened	15	-14%	1%	-3%	7 Weaker	  
REAL ESTATE - REIT - Residential	Weakened	24	-12%	1%	-5%	7 Weaker	  
REAL ESTATE - REIT - Retail	Strengthened	20	-5%	3%	0%	5 Average	  

OLDEST	7 Days - 02/15/23 to 02/22/23	#	Min	Max	Avg	Status	KEY:	No change	<- Weakened	-> Strengthened
REAL ESTATE	Weakened	178	-18%	22%	-4%	6 Weak			<<<<<	
REAL ESTATE - Mortgage Investment	Weakened	14	-12%	9%	3%	5 Average			<<<<<	
REAL ESTATE - Property Management/Development	Weakened	28	-17%	3%	6%	6 Weak			<<<<<	
REAL ESTATE - REIT - Diversified/Industrial	Weakened	49	-14%	4%	4%	6 Weak			<<<<<	
REAL ESTATE - REIT - Healthcare Facilities	Weakened	15	-8%	0%	4%	6 Weak			<<<<<	
REAL ESTATE - REIT - Hotel/Motel	Weakened	13	-13%	-1%	6%	6 Weak			<<<<<	
REAL ESTATE - REIT - Office	Weakened	15	-18%	2%	6%	7 Weaker		<<<<<<<	<<<<<<<	
REAL ESTATE - REIT - Residential	Weakened	24	-16%	-1%	4%	6 Weak			<<<<<<<	
REAL ESTATE - REIT - Retail	Weakened	20	-11%	22%	2%	6 Weak			<<<<<<<	




S	T	O	C	K									
					M	A	R	K	E	T			
					O	R	G	A	N	I	Z	E	R

**"I make my best decisions when I am disorganized"**

*Said no one, ever*










## Index/Sector/Industry/Sub-Industry

OVERVIEW Index/Sector/Industry/Sub-Industry	OLDEST 7 Days - 02/15/23 to 02/22/23	OLDER 7 Days - 02/22/23 to 03/01/23	NEWER 7 Days - 03/01/23 to 03/08/23	NEWEST / CURRENT	
				7 Days - 03/08/23 to 03/15/23	Status 03/15/23
METALS & MINING	Weakened	Strengthened	Weakened	Weakened	6 Weak
METALS & MINING - Aluminum	Strengthened	Strengthened	Weakened	Weakened	6 Weak
METALS & MINING - Copper	Weakened	Strengthened	Weakened	Weakened	5 Average
METALS & MINING - Gold	Weakened	Strengthened	Weakened	Strengthened	5 Average
METALS & MINING - Industrial Metals & Minerals	Weakened	Strengthened	Weakened	Weakened	7 Weaker
METALS & MINING - Nonmetallic Mineral Mining	Unchanged	Strengthened	Unchanged	Weakened	7 Weaker
METALS & MINING - Silver	Weakened	Strengthened	Weakened	Strengthened	6 Weak
METALS & MINING - Steel & Iron	Weakened	Strengthened	Weakened	Weakened	5 Average
.	.	.	.	.	.
.	.	.	.	.	.

NEWEST / CURRENT						7 Days - 03/08/23 to 03/15/23		#	Min	Max	Avg	Status	Lower Strength	STRENGTH CHANGE		Higher Strength
						KEY:  No change	 Weakened	 Strengthened								
<b>METALS &amp; MINING</b>						<b>Weakened</b>	53	-25%	-18%	-7%	6 Weak		<<<<<<<			
METALS & MINING - Aluminum						Weakened	5	-25%	-3%	-16%	6 Weak		<<<<<<<			
METALS & MINING - Copper						Weakened	2	-12%	-9%	-11%	5 Average		<<<<<<<			
METALS & MINING - Gold						Strengthened	10	2%	12%	8%	5 Average			>>>>>>>		
METALS & MINING - Industrial Metals & Minerals						Weakened	18	-21%	-7%	-13%	7 Weaker		<<<<<<<			
METALS & MINING - Nonmetallic Mineral Mining						Weakened	3	-14%	-12%	-12%	7 Weaker		<<<<<<<			
METALS & MINING - Silver						Strengthened	6	5%	18%	12%	6 Weak		>>>>>>>			
METALS & MINING - Steel & Iron						Weakened	9	-23%	-8%	-15%	5 Average		<<<<<<<			

NEWER	7 Days - 03/01/23 to 03/08/23	#	Min	Max	Avg	Status	KEY:	No change	Weakened	Strengthened
METALS & MINING	Weakened	53	-11%	6%	-3%	5 Average			<<<<<<	
METALS & MINING - Aluminum	Weakened	5	-4%	1%	-2%	3 Stronger				<<<<<<
METALS & MINING - Copper	Weakened	2	-6%	-2%	-4%	2 Very Strong				<<<<<<
METALS & MINING - Gold	Weakened	10	-8%	-1%	-5%	6 Weak			<<<<<<	
METALS & MINING - Industrial Metals & Minerals	Weakened	18	-11%	6%	-3%	5 Average			<<<<<<	
METALS & MINING - Nonmetallic Mineral Mining	Unchanged	3	-5%	3%	0%	6 Weak				
METALS & MINING - Silver	Weakened	6	-8%	-2%	-6%	8 Very Weak			<<<<<<	
METALS & MINING - Steel & Iron	Weakened	9	-5%	3%	0%	3 Stronger				<<<<<<
.	.	.	.	.	.	.				

OLDER	7 Days - 02/22/23 to 03/01/23	#	Min	Max	Avg	Status	KEY:	No change	Weakened	Strengthened
METALS & MINING	Strengthened	53	-10%	18%	4%	4 Strong			> -> -> ->	
METALS & MINING - Aluminum	Strengthened	5	-4%	18%	8%	3 Stronger				-> -> ->
METALS & MINING - Copper	Strengthened	2	3%	3%	3%	1 Strongest				-> -
METALS & MINING - Gold	Strengthened	10	0%	14%	4%	5 Average		> -> -> ->		
METALS & MINING - Industrial Metals & Minerals	Strengthened	18	-8%	18%	4%	4 Strong			-> -> -> ->	
METALS & MINING - Nonmetallic Mineral Mining	Strengthened	3	3%	11%	6%	6 Weak		-> ->		
METALS & MINING - Silver	Strengthened	6	-10%	5%	-1%	7 Weaker		-> ->		
METALS & MINING - Steel & Iron	Strengthened	9	-7%	8%	4%	3 Stronger				-> -> -> ->
.	.	.	.	.	.	.				

OLDEST	7 Days - 02/15/23 to 02/22/23	#	Min	Max	Avg	Status	KEY:  No change  Weakened  Strengthened
METALS & MINING	Weakened	53	-15%	24%	-4%	5 Average	
METALS & MINING - Aluminum	Strengthened	5	5%	9%	-1%	3 Stronger	
METALS & MINING - Copper	Weakened	2	-2%	-1%	-2%	2 Very Strong	
METALS & MINING - Gold	Weakened	10	-8%	-3%	-5%	6 Weak	
METALS & MINING - Industrial Metals & Minerals	Weakened	18	-15%	24%	-4%	5 Average	
METALS & MINING - Nonmetallic Mineral Mining	Unchanged	3	-8%	-3%	-6%	6 Weak	
METALS & MINING - Silver	Weakened	6	-6%	-2%	-3%	7 Weaker	
METALS & MINING - Steel & Iron	Weakened	9	-7%	-1%	-4%	3 Stronger	
.	.	.	.	.	.	.	

S	T	O	C	K									
					M	A	R	K	E	T			
					O	R	G	A	N	I	Z	E	R

"I make my best decisions when I am disorganized"































*Said no one, ever*

## Index/Sector/Industry/Sub-Industry

COMPUTER SOFTWARE	Weakened	Weakened	Strengthened	Weakened	5 Average
COMPUTER SOFTWARE & SERVICES - Application Software	Weakened	Weakened	Strengthened	Weakened	5 Average
COMPUTER SOFTWARE & SERVICES - Business Software & Services	Weakened	Unchanged	Unchanged	Weakened	6 Weak
COMPUTER SOFTWARE & SERVICES - Healthcare Information Service	Weakened	Weakened	Unchanged	Weakened	7 Weaker
COMPUTER SOFTWARE & SERVICES - Information & Delivery Service	Weakened	Weakened	Strengthened	Weakened	6 Weak
COMPUTER SOFTWARE & SERVICES - Information Technology Services	Weakened	Weakened	Unchanged	Weakened	7 Weaker
COMPUTER SOFTWARE & SERVICES - Multimedia & Graphics Software	Weakened	Strengthened	Strengthened	Weakened	4 Strong
COMPUTER SOFTWARE & SERVICES - Security Software & Services	Unchanged	Weakened	Weakened	Unchanged	5 Average
COMPUTER SOFTWARE & SERVICES - Technical & System Software	Weakened	Unchanged	Strengthened	Weakened	5 Average

								Lower Strength	STRENGTH CHANGE		Higher Strength
NEWEST / CURRENT		7 Days - 03/08/23 to 03/15/23	#	Min	Max	Avg	Status	KEY:	No change	← Weakened	→ Strengthened
COMPUTER SOFTWARE		Weakened	194	-28%	23%	-6%	5 Average			← ← ←	
COMPUTER SOFTWARE & SERVICES - Application Software		Weakened	85	-19%	23%	-4%	5 Average			← ← ←	
COMPUTER SOFTWARE & SERVICES - Business Software & Services		Weakened	48	-28%	8%	-5%	6 Weak			← ← ←	
COMPUTER SOFTWARE & SERVICES - Healthcare Information Services		Weakened	9	-20%	-1%	-9%	7 Weaker		← ← ←	← ← ←	
COMPUTER SOFTWARE & SERVICES - Information & Delivery Services		Weakened	5	-20%	-1%	-8%	6 Weak		← ← ←	← ← ←	
COMPUTER SOFTWARE & SERVICES - Information Technology Services		Weakened	25	-20%	4%	-9%	7 Weaker		← ← ←	← ← ←	
COMPUTER SOFTWARE & SERVICES - Multimedia & Graphics Software		Weakened	8	-17%	0%	-5%	4 Strong				← ← ←
COMPUTER SOFTWARE & SERVICES - Security Software & Services		Unchanged	5	-13%	4%	-3%	5 Average				
COMPUTER SOFTWARE & SERVICES - Technical & System Software		Weakened	9	-13%	2%	-3%	5 Average			← ← ←	← ← ←

NEWER	7 Days - 03/01/23 to 03/08/23	#	Min	Max	Avg	Status	KEY:	No change	Weakened	Strengthened
COMPUTER SOFTWARE	Strengthened	194	-20%	29%	2%	5 Average				> >
COMPUTER SOFTWARE & SERVICES - Application Software	Strengthened	85	-9%	21%	2%	4 Strong				> >
COMPUTER SOFTWARE & SERVICES - Business Software & Services	Unchanged	48	-11%	20%	2%	5 Average				
COMPUTER SOFTWARE & SERVICES - Healthcare Information Services	Unchanged	9	-10%	2%	-3%	5 Average				
COMPUTER SOFTWARE & SERVICES - Information & Delivery Services	Strengthened	5	-1%	2%	1%	5 Average				> > >
COMPUTER SOFTWARE & SERVICES - Information Technology Services	Unchanged	25	-20%	7%	-1%	6 Weak				
COMPUTER SOFTWARE & SERVICES - Multimedia & Graphics Software	Strengthened	8	-2%	29%	5%	3 Stronger				> > > >
COMPUTER SOFTWARE & SERVICES - Security Software & Services	Weakened	5	-4%	6%	1%	5 Average			< <	
COMPUTER SOFTWARE & SERVICES - Technical & System Software	Strengthened	9	-3%	9%	2%	4 Strong				> >

OLDER	7 Days - 02/22/23 to 03/01/23	#	Min	Max	Avg	Status	KEY:  No change  Weakened  Strengthened
COMPUTER SOFTWARE	Weakened	194		22%		5 Average	
COMPUTER SOFTWARE & SERVICES - Application Software	Weakened	85		22%		5 Average	
COMPUTER SOFTWARE & SERVICES - Business Software & Services	Unchanged	48		21%		5 Average	
COMPUTER SOFTWARE & SERVICES - Healthcare Information Service	Weakened	9		12%		5 Average	
COMPUTER SOFTWARE & SERVICES - Information & Delivery Service	Weakened	5		1%		6 Weak	
COMPUTER SOFTWARE & SERVICES - Information Technology Service	Weakened	25		2%		6 Weak	
COMPUTER SOFTWARE & SERVICES - Multimedia & Graphics Software	Strengthened	8		3%		4 Strong	
COMPUTER SOFTWARE & SERVICES - Security Software & Services	Weakened	5		20%		4 Strong	
COMPUTER SOFTWARE & SERVICES - Technical & System Software	Unchanged	9		12%		4 Strong	

OLDEST	7 Days - 02/15/23 to 02/22/23	#	Min	Max	Avg	Status	KEY:	No change	Weakened	Strengthened
COMPUTER SOFTWARE	Weakened	194	-25%	10%	-5%	5 Average			<< << <	
COMPUTER SOFTWARE & SERVICES - Application Software	Weakened	85	-25%	9%	-6%	4 Strong			<< << <	
COMPUTER SOFTWARE & SERVICES - Business Software & Services	Weakened	48	-22%	10%	-5%	5 Average			<< << <	
COMPUTER SOFTWARE & SERVICES - Healthcare Information Services	Weakened	9	-8%	2%	-4%	4 Strong			<< << <	
COMPUTER SOFTWARE & SERVICES - Information & Delivery Services	Weakened	5	-21%	-1%	-6%	5 Average			<< << <	
COMPUTER SOFTWARE & SERVICES - Information Technology Services	Weakened	25	-17%	5%	-5%	5 Average			<< << <	
COMPUTER SOFTWARE & SERVICES - Multimedia & Graphics Software	Weakened	8	-5%	0%	-3%	4 Strong			<< << <	
COMPUTER SOFTWARE & SERVICES - Security Software & Services	Unchanged	5	-17%	0%	-5%	4 Strong			<< << <	
COMPUTER SOFTWARE & SERVICES - Technical & System Software	Weakened	9	-5%	8%	-2%	4 Strong			<< << <	



















































**"I make my best decisions when I am disorganized"**

*Said no one, ever*

OVERVIEW Index/Sector/Industry/Sub-Industry	OLDEST 7 Days - 02/15/23 to 02/22/23	OLDER 7 Days - 02/22/23 to 03/01/23	NEWER 7 Days - 03/01/23 to 03/08/23	NEWEST / CURRENT	
				7 Days - 03/08/23 to 03/15/23	Status 03/15/23
ELECTRONICS	Weakened	Strengthened	Strengthened	Weakened	4 Strong
ELECTRONICS - Diversified Electronics	Weakened	Strengthened	Unchanged	Weakened	4 Strong
ELECTRONICS - Printed Circuit Boards	Unchanged	Weakened	Unchanged	Weakened	5 Average
ELECTRONICS - Scientific & Technical Instruments	Weakened	Strengthened	Unchanged	Weakened	4 Strong
ELECTRONICS - Semiconductor - Broad Line	Weakened	Strengthened	Strengthened	Weakened	4 Strong
ELECTRONICS - Semiconductor - Integrated Circuits	Weakened	Strengthened	Weakened	Weakened	4 Strong
ELECTRONICS - Semiconductor - Memory Chips	Weakened	Strengthened	Weakened	Weakened	5 Average
ELECTRONICS - Semiconductor - Specialized	Weakened	Strengthened	Strengthened	Weakened	4 Strong
ELECTRONICS - Semiconductor Equipment & Materials	Weakened	Strengthened	Strengthened	Weakened	5 Average
	.	.	.	.	.

NEWEST / CURRENT		7 Days - 03/08/23 to 03/15/23		#	Min	Max	Avg	Status	Lower Strength	STRENGTH CHANGE		Higher Strength
									KEY:	No change	⬅ Weakened	➡ Strengthened
ELECTRONICS		Weakened	116	-19%	9%	-5%	4 Strong				⬅ ⬅ ⬅ ⬅	
ELECTRONICS - Diversified Electronics		Weakened	22	-18%	1%	-8%	4 Strong				⬅ ⬅ ⬅ ⬅ ⬅	
ELECTRONICS - Printed Circuit Boards		Weakened	7	-10%	-5%	-7%	5 Average				⬅ ⬅ ⬅ ⬅	
ELECTRONICS - Scientific & Technical Instruments		Weakened	18	-14%	-1%	-5%	4 Strong				⬅ ⬅ ⬅ ⬅	
ELECTRONICS - Semiconductor - Broad Line		Weakened	13	-9%	9%	-2%	4 Strong				⬅ ⬅ ⬅ ⬅	
ELECTRONICS - Semiconductor - Integrated Circuits		Weakened	13	-13%	-1%	-4%	4 Strong				⬅ ⬅ ⬅ ⬅	
ELECTRONICS - Semiconductor - Memory Chips		Weakened	4	-9%	-3%	-5%	5 Average				⬅ ⬅	
ELECTRONICS - Semiconductor - Specialized		Weakened	17	-19%	0%	-7%	4 Strong				⬅ ⬅ ⬅ ⬅	
ELECTRONICS - Semiconductor Equipment & Materials		Weakened	22	-11%	5%	-4%	5 Average				⬅ ⬅ ⬅	

NEWER	7 Days - 03/01/23 to 03/08/23	#	Min	Max	Avg	Status	KEY:  No change  Weakened  Strengthened
ELECTRONICS	Strengthened	116	 -16%	 49%	 1%	4 Strong	 
ELECTRONICS - Diversified Electronics	Unchanged	22	 -13%		 0%	3 Stronger	 
ELECTRONICS - Printed Circuit Boards	Unchanged	7	 -16%		 -2%	4 Strong	 
ELECTRONICS - Scientific & Technical Instruments	Unchanged	18	 -4%		 0%	4 Strong	 
ELECTRONICS - Semiconductor - Broad Line	Strengthened	13	 -3%		 3%	3 Stronger	 
ELECTRONICS - Semiconductor - Integrated Circuits	Weakened	13	 -5%		 1%	4 Strong	 
ELECTRONICS - Semiconductor - Memory Chips	Weakened	4	 -3%		 -3%	5 Average	 
ELECTRONICS - Semiconductor - Specialized	Strengthened	17	 -4%		 5%	4 Strong	 
ELECTRONICS - Semiconductor Equipment & Materials	Strengthened	22	 -7%		 0%	4 Strong	 

OLDER	7 Days - 02/22/23 to 03/01/23	#	Min	Max	Avg	Status	KEY:	No change	Weakened	Strengthened
<b>ELECTRONICS</b>	<b>Strengthened</b>	<b>116</b>	<b>-15%</b>	<b>20%</b>	<b>1%</b>	<b>4 Strong</b>				
ELECTRONICS - Diversified Electronics	Strengthened	22	-15%	8%	0%	3 Stronger				
ELECTRONICS - Printed Circuit Boards	Weakened	7	-2%	4%	0%	4 Strong				
ELECTRONICS - Scientific & Technical Instruments	Strengthened	18	9%	3%	-1%	4 Strong				
ELECTRONICS - Semiconductor - Broad Line	Strengthened	13	-12%	13%	2%	4 Strong				
ELECTRONICS - Semiconductor - Integrated Circuits	Strengthened	13	-2%	6%	2%	3 Stronger				
ELECTRONICS - Semiconductor - Memory Chips	Strengthened	4	1%	5%	2%	4 Strong				
ELECTRONICS - Semiconductor - Specialized	Strengthened	17	4%	20%	4%	4 Strong				
ELECTRONICS - Semiconductor Equipment & Materials	Strengthened	22	3%	12%	2%	4 Strong				

OLDEST	7 Days - 02/15/23 to 02/22/23	#	Min	Max	Avg	Status	KEY:	No change	Weakened	Strengthened
ELECTRONICS	Weakened	116	-18%	9%	-6%	4 Strong			<<<<<	
ELECTRONICS - Diversified Electronics	Weakened	22	-15%	8%	-5%	3 Stronger			<<<<<	
ELECTRONICS - Printed Circuit Boards	Unchanged	7	5%	1%	5%	4 Strong				
ELECTRONICS - Scientific & Technical Instruments	Weakened	18	-17%	9%	-4%	4 Strong			<<<<<	
ELECTRONICS - Semiconductor - Broad Line	Weakened	13	-12%	-2%	-7%	5 Average			<<<<<	
ELECTRONICS - Semiconductor - Integrated Circuits	Weakened	13	-9%	5%	-4%	4 Strong			<<<<<	
ELECTRONICS - Semiconductor - Memory Chips	Weakened	4	-11%	-5%	-8%	5 Average			<<<<<	
ELECTRONICS - Semiconductor - Specialized	Weakened	17	-15%	1%	-8%	4 Strong			<<<<<	
ELECTRONICS - Semiconductor Equipment & Materials	Weakened	22	-18%	1%	-7%	5 Average			<<<<<	