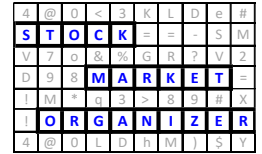


STRENGTH REPORT

ENERGY

"I make my best decisions when I am disorganized"
Said no one, ever



OVERVIEW	OLDEST	OLDER	NEWER	NEWEST / CURRENT	
Industry/Sub-Industry	7 Days - 09/21/22 to 09/28/22	7 Days - 09/28/22 to 10/05/22	7 Days - 10/05/22 to 10/12/22	7 Days - 10/12/22 to 10/19/22	Status 10/19/22
ENERGY	Weakened	Strengthened	Weakened	Strengthened	4 Strong
ENERGY - Independent Oil & Gas	Weakened	Strengthened	Weakened	Strengthened	3 Stronger
ENERGY - Major Integrated Oil & Gas	Weakened	Strengthened	Weakened	Strengthened	2 Very Strong
ENERGY - Oil & Gas Drilling & Exploration	Weakened	Strengthened	Unchanged	Strengthened	2 Very Strong
ENERGY - Oil & Gas Equipment & Services	Weakened	Strengthened	Weakened	Strengthened	4 Strong
ENERGY - Oil & Gas Pipelines	Weakened	Strengthened	Weakened	Strengthened	4 Strong
ENERGY - Oil & Gas Refining & Marketing	Weakened	Strengthened	Weakened	Strengthened	3 Stronger

NEWEST / CURRENT	7 Days - 10/12/22 to 10/19/22	#	Min	Max	Avg	Status	KEY:	Lower Strength	STRENGTH CHANGE	Higher Strength
ENERGY	Strengthened	133	-14%	17%	5%	4 Strong	No change	<	->	->
ENERGY - Independent Oil & Gas	Strengthened	52	-14%	14%	3%	3 Stronger			->	->
ENERGY - Major Integrated Oil & Gas	Strengthened	6	0%	7%	4%	2 Very Strong			->	->
ENERGY - Oil & Gas Drilling & Exploration	Strengthened	2	5%	13%	9%	2 Very Strong			->	->
ENERGY - Oil & Gas Equipment & Services	Strengthened	24	1%	17%	10%	4 Strong			->	->
ENERGY - Oil & Gas Pipelines	Strengthened	31	3%	9%	5%	4 Strong			->	->
ENERGY - Oil & Gas Refining & Marketing	Strengthened	18	0%	17%	6%	3 Stronger			->	->

NEWER	7 Days - 10/05/22 to 10/12/22	#	Min	Max	Avg	Status	KEY:	Lower Strength	STRENGTH CHANGE	Higher Strength
ENERGY	Weakened	133	-18%	12%	-3%	5 Average	No change	<	<	<
ENERGY - Independent Oil & Gas	Weakened	52	-18%	10%	-2%	4 Strong			<	<
ENERGY - Major Integrated Oil & Gas	Weakened	6	-5%	-1%	-3%	4 Strong			<	<
ENERGY - Oil & Gas Drilling & Exploration	Unchanged	2	-2%	-1%	-1%	3 Stronger			<	<
ENERGY - Oil & Gas Equipment & Services	Weakened	24	-11%	2%	-5%	6 Weak			<	<
ENERGY - Oil & Gas Pipelines	Weakened	31	-11%	2%	-3%	6 Weak			<	<
ENERGY - Oil & Gas Refining & Marketing	Weakened	18	-7%	12%	-1%	4 Strong			<	<

OLDER	7 Days - 09/28/22 to 10/05/22	#	Min	Max	Avg	Status	KEY:	Lower Strength	STRENGTH CHANGE	Higher Strength
ENERGY	Strengthened	133	-7%	43%	11%	4 Strong	No change	<	->	->
ENERGY - Independent Oil & Gas	Strengthened	52	0%	43%	15%	3 Stronger			->	->
ENERGY - Major Integrated Oil & Gas	Strengthened	6	9%	23%	14%	1 Strongest			->	->
ENERGY - Oil & Gas Drilling & Exploration	Strengthened	2	13%	16%	14%	3 Stronger			->	->
ENERGY - Oil & Gas Equipment & Services	Strengthened	24	2%	26%	15%	4 Strong			->	->
ENERGY - Oil & Gas Pipelines	Strengthened	31	-7%	11%	4%	4 Strong			->	->
ENERGY - Oil & Gas Refining & Marketing	Strengthened	18	-2%	17%	7%	3 Stronger			->	->

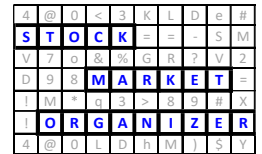
OLDEST	7 Days - 09/21/22 to 09/28/22	#	Min	Max	Avg	Status	KEY:	Lower Strength	STRENGTH CHANGE	Higher Strength
ENERGY	Weakened	133	-17%	20%	-5%	6 Weak	No change	<	<	<
ENERGY - Independent Oil & Gas	Weakened	52	-14%	4%	-6%	5 Average			<	<
ENERGY - Major Integrated Oil & Gas	Weakened	6	-12%	-2%	-6%	5 Average			<	<
ENERGY - Oil & Gas Drilling & Exploration	Weakened	2	-7%	-5%	-6%	4 Strong			<	<
ENERGY - Oil & Gas Equipment & Services	Weakened	24	-14%	3%	-6%	6 Weak			<	<
ENERGY - Oil & Gas Pipelines	Weakened	31	-17%	9%	-6%	5 Average			<	<
ENERGY - Oil & Gas Refining & Marketing	Weakened	18	-14%	20%	0%	5 Average			<	<

Lower Strength STRENGTH CHANGE Higher Strength

STRENGTH REPORT

ENERGY

"I make my best decisions when I am disorganized"
Said no one, ever



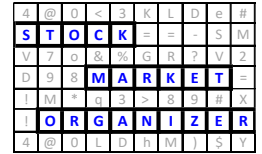
1 week 09/21/22 to 09/28/22

Sub-Industry	Company	? Rank	Ticker	% Chg	Status	STRENGTH CHANGE		
						KEY: → Strengthened	← Weakened	■ No change
ENERGY - Independent Oil & Gas	Brigham Minerals Inc	Yes 1	MNRL	9%	1 Strongest			
ENERGY - Independent Oil & Gas	Ranger Oil Corporation	Yes 2	ROCC	8%	1 Strongest			
ENERGY - Independent Oil & Gas	Kosmos Energy Ltd	Yes 3	KOS	8%	1 Strongest			
ENERGY - Independent Oil & Gas	Civitas Resources Inc	Yes 4	CIVI	7%	1 Strongest			
ENERGY - Independent Oil & Gas	Murphy Oil Corp	Yes 5	MUR	6%	1 Strongest			
ENERGY - Independent Oil & Gas	Continental Resources Inc	Yes 6	CLR	6%	1 Strongest			
ENERGY - Independent Oil & Gas	Vista Oil & Gas S.A.B. de C.V.	Yes 7	VIST	6%	1 Strongest			
ENERGY - Independent Oil & Gas	Earthstone Energy	Yes 8	ESTE	6%	1 Strongest			
ENERGY - Independent Oil & Gas	Matador Resources Company	Yes 9	MTDR	6%	1 Strongest			
ENERGY - Independent Oil & Gas	Eog Resources Inc	Yes 10	EOG	5%	1 Strongest			
ENERGY - Independent Oil & Gas	Amplify Energy Corp	Yes 11	AMPY	5%	1 Strongest			
ENERGY - Independent Oil & Gas	Chord Energy Corporation	Yes 12	CHRD	5%	1 Strongest			
ENERGY - Independent Oil & Gas	Evolution Petroleum Corp	Yes 13	EPM	5%	1 Strongest			
ENERGY - Independent Oil & Gas	Enerplus Resources Fund	Yes 14	ERF	5%	1 Strongest			
ENERGY - Independent Oil & Gas	ConocoPhillips	Yes 15	COP	4%	1 Strongest			
ENERGY - Independent Oil & Gas	Kimbell Royalty Partners	Yes 16	KRP	4%	1 Strongest			
ENERGY - Independent Oil & Gas	Devon Energy Corp	Yes 17	DVN	4%	1 Strongest			
ENERGY - Independent Oil & Gas	Permian Resources Corporation	Yes 18	PR	3%	1 Strongest			
ENERGY - Independent Oil & Gas	Diamondback Energy Inc.	Yes 19	FANG	3%	1 Strongest			
ENERGY - Independent Oil & Gas	Marathon Oil Group	Yes 20	MRO	3%	1 Strongest			
ENERGY - Independent Oil & Gas	APA Corporation	Yes 21	APA	3%	1 Strongest			
ENERGY - Independent Oil & Gas	Black Stone Minerals LP	Yes 22	BSM	3%	1 Strongest			
ENERGY - Independent Oil & Gas	Viper Energy Partners LP	Yes 23	VNOM	2%	1 Strongest			
ENERGY - Independent Oil & Gas	Pioneer Natural Rescs Co	Yes 24	PXD	1%	1 Strongest			
ENERGY - Independent Oil & Gas	SM Energy Company	Yes 25	SM	-1%	1 Strongest			
ENERGY - Independent Oil & Gas	Denbury Inc	Yes 26	DEN	-2%	1 Strongest			
ENERGY - Independent Oil & Gas	Talos Energy Inc	Yes 27	TALO	-3%	1 Strongest			
ENERGY - Independent Oil & Gas	Riley Exploration Permian Inc	Yes 28	REPX	-14%	2 Very Strong			
ENERGY - Independent Oil & Gas	PDC Energy Inc.	No 29	PDCE	4%	2 Very Strong			
ENERGY - Independent Oil & Gas	CNX Resources Corporation	Yes 30	CNX	2%	2 Very Strong			
ENERGY - Independent Oil & Gas	Southwestern Energy Co	Yes 31	SWN	3%	3 Stronger			
ENERGY - Independent Oil & Gas	Gulfport Energy Corp	No 32	GPOR	-1%	3 Stronger			
ENERGY - Independent Oil & Gas	SandRidge Energy Inc	No 33	SD	-2%	3 Stronger			
ENERGY - Independent Oil & Gas	Comstock Resources Inc	No 34	CRK	-2%	3 Stronger			
ENERGY - Independent Oil & Gas	Permian Basin Royalty Tr	No 35	PBT	4%	3 Stronger			
ENERGY - Independent Oil & Gas	Canadian Natural Res Ltd	Yes 36	CNQ	6%	3 Stronger			
ENERGY - Independent Oil & Gas	Vaalco Energy Inc	Yes 37	EGY	5%	3 Stronger			
ENERGY - Independent Oil & Gas	Crescent Point Energy	Yes 38	CPG	5%	3 Stronger			
ENERGY - Independent Oil & Gas	Antero Resources Corporation	No 39	AR	7%	5 Average			
ENERGY - Independent Oil & Gas	Vermilion Energy Inc.	No 40	VET	6%	5 Average			
ENERGY - Independent Oil & Gas	San Juan Basin Roy Tr	No 41	SJT	2%	5 Average			
ENERGY - Independent Oil & Gas	Range Resources Corp	No 42	RRC	2%	5 Average			
ENERGY - Independent Oil & Gas	Eqst Corporation	No 43	EQT	-3%	5 Average			
ENERGY - Independent Oil & Gas	HighPeak Energy Inc	Yes 44	HPK	5%	5 Average			
ENERGY - Independent Oil & Gas	Callon Petroleum Co	Yes 45	CPE	0%	6 Weak			
ENERGY - Independent Oil & Gas	National Fuel Gas Co	Yes 46	NFG	6%	7 Weaker			
ENERGY - Independent Oil & Gas	SilverBow Resorces Inc	No 47	SBOW	-6%	7 Weaker			
ENERGY - Independent Oil & Gas	BP Prudhoe Bay Royal Trust	No 48	BPT	-8%	7 Weaker			
ENERGY - Independent Oil & Gas	Berry Corp	Yes 49	BRY	4%	7 Weaker			
ENERGY - Independent Oil & Gas	PermRock Royalty Trust	No 50	PRT	1%	7 Weaker			
ENERGY - Independent Oil & Gas	California Resources Corporation	No 51	CRC	3%	8 Very Weak			
ENERGY - Independent Oil & Gas	Laredo Petroleum Inc	No 52	LPI	-14%	9 Weakest			
ENERGY - Major Integrated Oil & Gas	Chevron Corp	Yes 1	CVX	7%	1 Strongest			
ENERGY - Major Integrated Oil & Gas	Exxon Mobil Corporation	Yes 2	XOM	5%	1 Strongest			
ENERGY - Major Integrated Oil & Gas	Occidental Petro Cp	Yes 3	OXY	5%	1 Strongest			
ENERGY - Major Integrated Oil & Gas	Ovintiv Inc	Yes 4	OVV	0%	1 Strongest			
ENERGY - Major Integrated Oil & Gas	Cenovus Energy Incorporated	Yes 5	CVE	3%	3 Stronger			
ENERGY - Major Integrated Oil & Gas	Suncor Energy	Yes 6	SU	1%	3 Stronger			
ENERGY - Oil & Gas Drilling & Exploration	Northern Oil and Gas Inc	Yes 1	NOG	-13%	1 Strongest			
ENERGY - Oil & Gas Drilling & Exploration	GeoPark Limited	Yes 2	GPRK	6%	2 Very Strong			
ENERGY - Oil & Gas Equipment & Services	NexTier Oilfield Solutions Inc	Yes 1	NEX	-17%	1 Strongest			
ENERGY - Oil & Gas Equipment & Services	Liberty Oilfield Services Inc	Yes 2	LBRT	16%	1 Strongest			
ENERGY - Oil & Gas Equipment & Services	Fmc Technologies	Yes 3	FTI	7%	1 Strongest			
ENERGY - Oil & Gas Equipment & Services	NOW Inc	Yes 4	DNOW	6%	1 Strongest			
ENERGY - Oil & Gas Equipment & Services	Helmerich & Payne Inc	Yes 5	HP	4%	1 Strongest			
ENERGY - Oil & Gas Equipment & Services	Weatherford International plc	Yes 6	WFRD	3%	1 Strongest			
ENERGY - Oil & Gas Equipment & Services	Solaris Oilfield Infrastructure	Yes 7	SOI	-17%	2 Very Strong			
ENERGY - Oil & Gas Equipment & Services	Cactus Inc	Yes 8	WHD	-14%	2 Very Strong			
ENERGY - Oil & Gas Equipment & Services	ChampionX Corporation	Yes 9	CHX	-13%	2 Very Strong			
ENERGY - Oil & Gas Equipment & Services	RPC Inc	Yes 10	RES	-11%	2 Very Strong			
ENERGY - Oil & Gas Equipment & Services	NOV Inc	Yes 11	NOV	9%	2 Very Strong			
ENERGY - Oil & Gas Equipment & Services	Schlumberger Ltd	No 12	SLB	8%	2 Very Strong			

STRENGTH REPORT

ENERGY

"I make my best decisions when I am disorganized"
Said no one, ever



Company	Yes/No	Rank	Ticker	YTD %	Strength	Chart
ENERGY - Oil & Gas Equipment & Services	Yes	13	PUMP	14%	3 Stronger	[Chart]
ENERGY - Oil & Gas Equipment & Services	Yes	14	BKR	13%	3 Stronger	[Chart]
ENERGY - Oil & Gas Equipment & Services	Yes	15	NBR	7%	3 Stronger	[Chart]
ENERGY - Oil & Gas Equipment & Services	No	16	HAL	7%	3 Stronger	[Chart]
ENERGY - Oil & Gas Equipment & Services	Yes	17	PDS	16%	4 Strong	[Chart]
ENERGY - Oil & Gas Equipment & Services	Yes	18	PTEN	6%	4 Strong	[Chart]
ENERGY - Oil & Gas Equipment & Services	Yes	19	RNGR	12%	4 Strong	[Chart]
ENERGY - Oil & Gas Equipment & Services	Yes	20	DRQ	12%	5 Average	[Chart]
ENERGY - Oil & Gas Equipment & Services	Yes	21	CLB	16%	6 Weak	[Chart]
ENERGY - Oil & Gas Equipment & Services	Yes	22	OII	12%	6 Weak	[Chart]
ENERGY - Oil & Gas Equipment & Services	No	23	AROC	7%	9 Weakest	[Chart]
ENERGY - Oil & Gas Equipment & Services	No	24	NOA	1%	9 Weakest	[Chart]
ENERGY - Oil & Gas Pipelines	Yes	1	ENLC	8%	1 Strongest	[Chart]
ENERGY - Oil & Gas Pipelines	Yes	2	USAC	8%	1 Strongest	[Chart]
ENERGY - Oil & Gas Pipelines	Yes	3	HEP	8%	1 Strongest	[Chart]
ENERGY - Oil & Gas Pipelines	Yes	4	WES	7%	1 Strongest	[Chart]
ENERGY - Oil & Gas Pipelines	Yes	5	PAGP	5%	1 Strongest	[Chart]
ENERGY - Oil & Gas Pipelines	Yes	6	PAA	5%	1 Strongest	[Chart]
ENERGY - Oil & Gas Pipelines	Yes	7	MPLX	5%	1 Strongest	[Chart]
ENERGY - Oil & Gas Pipelines	Yes	8	PBFX	4%	1 Strongest	[Chart]
ENERGY - Oil & Gas Pipelines	Yes	9	CQP	4%	1 Strongest	[Chart]
ENERGY - Oil & Gas Pipelines	Yes	10	DCP	3%	1 Strongest	[Chart]
ENERGY - Oil & Gas Pipelines	Yes	11	ET	3%	1 Strongest	[Chart]
ENERGY - Oil & Gas Pipelines	Yes	12	LNG	-1%	1 Strongest	[Chart]
ENERGY - Oil & Gas Pipelines	Yes	13	AM	1%	2 Very Strong	[Chart]
ENERGY - Oil & Gas Pipelines	No	14	CEQP	5%	2 Very Strong	[Chart]
ENERGY - Oil & Gas Pipelines	Yes	15	DKL	8%	3 Stronger	[Chart]
ENERGY - Oil & Gas Pipelines	Yes	16	MMP	4%	3 Stronger	[Chart]
ENERGY - Oil & Gas Pipelines	Yes	17	TRGP	4%	3 Stronger	[Chart]
ENERGY - Oil & Gas Pipelines	Yes	18	DTM	4%	3 Stronger	[Chart]
ENERGY - Oil & Gas Pipelines	No	19	NFE	9%	5 Average	[Chart]
ENERGY - Oil & Gas Pipelines	No	20	FLNG	2%	5 Average	[Chart]
ENERGY - Oil & Gas Pipelines	Yes	21	KMI	6%	5 Average	[Chart]
ENERGY - Oil & Gas Pipelines	Yes	22	NS	8%	6 Weak	[Chart]
ENERGY - Oil & Gas Pipelines	Yes	23	ETRN	3%	6 Weak	[Chart]
ENERGY - Oil & Gas Pipelines	No	24	EPD	2%	7 Weaker	[Chart]
ENERGY - Oil & Gas Pipelines	Yes	25	PBA	6%	7 Weaker	[Chart]
ENERGY - Oil & Gas Pipelines	No	26	WMB	5%	7 Weaker	[Chart]
ENERGY - Oil & Gas Pipelines	No	27	TRP	7%	9 Weakest	[Chart]
ENERGY - Oil & Gas Pipelines	No	28	ENB	5%	9 Weakest	[Chart]
ENERGY - Oil & Gas Pipelines	No	29	OKE	3%	9 Weakest	[Chart]
ENERGY - Oil & Gas Pipelines	No	30	HESM	3%	9 Weakest	[Chart]
ENERGY - Oil & Gas Pipelines	No	31	GEL	-3%	9 Weakest	[Chart]
ENERGY - Oil & Gas Refining & Marketing	Yes	1	CLMT	17%	1 Strongest	[Chart]
ENERGY - Oil & Gas Refining & Marketing	Yes	2	CVI	13%	1 Strongest	[Chart]
ENERGY - Oil & Gas Refining & Marketing	Yes	3	VLO	8%	1 Strongest	[Chart]
ENERGY - Oil & Gas Refining & Marketing	Yes	4	DINO	8%	1 Strongest	[Chart]
ENERGY - Oil & Gas Refining & Marketing	Yes	5	PBF	7%	1 Strongest	[Chart]
ENERGY - Oil & Gas Refining & Marketing	Yes	6	PARR	7%	1 Strongest	[Chart]
ENERGY - Oil & Gas Refining & Marketing	Yes	7	IMO	7%	1 Strongest	[Chart]
ENERGY - Oil & Gas Refining & Marketing	Yes	8	PSX	5%	1 Strongest	[Chart]
ENERGY - Oil & Gas Refining & Marketing	Yes	9	MPC	4%	1 Strongest	[Chart]
ENERGY - Oil & Gas Refining & Marketing	Yes	10	GLP	4%	1 Strongest	[Chart]
ENERGY - Oil & Gas Refining & Marketing	Yes	11	HES	3%	1 Strongest	[Chart]
ENERGY - Oil & Gas Refining & Marketing	Yes	12	DK	2%	1 Strongest	[Chart]
ENERGY - Oil & Gas Refining & Marketing	Yes	13	SUN	6%	2 Very Strong	[Chart]
ENERGY - Oil & Gas Refining & Marketing	Yes	14	INT	9%	5 Average	[Chart]
ENERGY - Oil & Gas Refining & Marketing	No	15	MUSA	1%	5 Average	[Chart]
ENERGY - Oil & Gas Refining & Marketing	No	16	VVV	8%	9 Weakest	[Chart]
ENERGY - Oil & Gas Refining & Marketing	No	17	GPP	2%	9 Weakest	[Chart]
ENERGY - Oil & Gas Refining & Marketing	No	18	CAPL	0%	9 Weakest	[Chart]